



Alachua County Procurement

Theodore "TJ" White, Jr., NIGP-CPP, CPPB
Procurement Manager

Thomas J. Rouse
Contracts Supervisor

Monday, August 25, 2025

MEMORANDUM

To: Theodore "TJ" White, Jr. NIGP-CPP, CPPB, Procurement Manager
From: Mandy Mullins, Procurement Agent *MM*
Subject: **INTENT TO AWARD**
RFP 26-75-MM Annual Disaster Debris Removal, Reduction and Disposal Services

Solicitation Deadline: 2:00 PM Wednesday, August 6, 2025,
Solicitation Notifications View Count: 1469 Vendors
Solicitations Downloads: 56 Vendors
Solicitations Submissions: 11 Vendors


Vendors:

Aftermath Disaster Recovery, Inc. Prosper, TX 75078	AshBritt, Inc. Deerfield Beach, FL 33441	Ceres Environmental Services, Inc. Sarasota, FL 34240
Crowder-Gulf Joint Venture, Inc. Mobile, AL 36619	DRC Emergency Services, LLC Metairie, LA 70005	Florida DCG, LLC dba Dynamic Group, LLC Baton Rouge, LA 70816
Gaston Tree Debris Recycling, LLC Gainesville, FL 32653	Grubbs Emergency Services, LLC Hudson, FL 34667	Looks Great Services of MS, Inc. Columbia, MS 39429
Southern Disaster Recovery, LLC Greer, SC 29650	T.F.R., Inc. of Texas Leander, TX 78641	

RECOMMENDATION:

The board approves the Evaluation Committee’s award ranking below and authorize staff to negotiate agreements with the top two ranked firms. Should the staff be unable to negotiate a satisfactory agreement with the top-ranked firms, negotiations with the unsuccessful firm will be terminated. Negotiations with the third ranked firm may be undertaken in the same manner in order of ranking until an agreement is reached, and so forth; for RFP 26-75-MM Annual Disaster Debris Removal, Reduction and Disposal Services.

1. Ceres Environmental Services, Inc
2. Crowder-Gulf Joint Venture, Inc.
3. Southern Disaster Recovery, LLC
4. DRC Emergency Services, LLC
5. T.F.R., Inc. of Texas
6. AshBritt, Inc.
7. Florida DCG, LLC dba Dynamic Group, LLC
8. Aftermath Disaster Recovery, Inc.
9. Grubbs Emergency Services, LLC
10. Gaston Tree Debris Recycling, LLC
11. Looks Great Services of MS, Inc.


TJ White (Aug 25, 2025 16:23:03 EDT)
Approved
Theodore “TJ” White, Jr., NIGP-CPP, CPPB
Procurement Manager
TW/mm

Aug 25, 2025
Date

Vendor Complaints or Grievances; Right to Protest

Unless otherwise governed by state or Federal law, this part shall govern the protest and appeal of Procurement decisions by the County. As used in Part A of Article 9 of the Procurement Code, the term “Bidder” includes anyone that submits a response to an invitation to bid or one who makes an offer in response to a solicitation (e.g., ITB, RFP, ITN), and is not limited solely to one that submits a bid in response to an Invitation to Bid (ITB).

- (1) *Notice of Solicitations and Awards.* The County shall provide notice of all solicitations and awards by electronic posting in accordance with the procedures and Florida law.
- (2) *Solicitation Protest.* Any prospective Bidder may file a solicitation protest concerning a solicitation.
 - (a) *Basis of the Solicitation Protest:* The alleged basis for a solicitation protest shall be limited to the following:
 - i. The terms, conditions or specifications of the solicitation are in violation of, or are inconsistent with this Code, Florida Statutes, County procedures and policies, or the terms of the solicitation at issue, including but not limited to the method of evaluating, ranking or awarding of the solicitation, reserving rights of further negotiations, or modifying or amending any resulting contract; or
 - ii. The solicitation instructions are unclear or contradictory.
 - (b) *Timing and Content of the Solicitation Protest:* The solicitation protest must be in writing and must be received by the Procurement Manager, twhite@alachuacounty.us by no later than the solicitation’s question submission deadline. Failure to timely file a solicitation protest shall constitute a total and complete waiver of the Bidder’s right to protest or appeal any solicitation defects, and shall bar the Bidder from subsequently raising such solicitation defects in any subsequent Award Protest, if any, or any other administrative or legal proceeding. In the event a solicitation protest is timely filed, the protesting party shall be deemed to have waived any and all solicitation defects that were not timely alleged in the protesting party’s solicitation protest, and the protesting party shall be forever barred from subsequently raising or appealing said solicitation defects in a subsequent award protest, if any, or any other administrative or legal proceeding. The solicitation protest must include, at a minimum, the following information:
 - i. The name, address, e-mail and telephone number of the protesting party;
 - ii. The solicitation number and title;
 - iii. Information sufficient to establish that the protesting party has legal standing to file the solicitation Protest because:
 1. It has a substantial interest in and is aggrieved in connection with the solicitation; and
 2. That the protesting party is responsive, in accordance with the criteria set forth in the solicitation, unless the basis for the Solicitation Protest alleges that the criteria set forth in the solicitation is defective, in which case the protesting party must demonstrate that it is responsive in accordance with the criteria that the protesting party alleges should be used;
 - iv. A detailed statement of the basis for the protest;
 - v. References to section of the Code, Florida Statutes, County policies or procedure or solicitation term that the protesting party alleges have been violated by the County or that entitles the protesting party to the relief requested;
 - vi. All supporting evidence or documents that substantiate the protesting party’s alleged basis for the protest; and
 - vii. The form of the relief requested.
 - (c) *Review and Determination of Protest:* If the Solicitation Protest is not timely, the Procurement Manager shall notify the protesting party that the Solicitation Protest is untimely and, therefore, rejected. The Procurement Manager shall consider all timely Solicitation Protests and may conduct any inquiry that the Procurement Manager deems necessary to make a determination regarding a protest. The Procurement Manager shall issue a written determination granting or denying the protest. The written determination shall contain a concise statement of the basis for the determination.

(d) *Appeal*: If the protesting party is not satisfied with the Procurement Manager's determination, the protesting party may appeal the determination to the County Manager by filing a written appeal, which sets forth the basis upon which the appeal is based, including all supporting documentation. The scope of the appeal shall be limited to the basis alleged in the Solicitation Protest. The appeal must be filed with the Procurement Manager within five business days of the date on which the Procurement Manager's written determination was sent to the protesting party. Failure to timely file an appeal shall constitute a waiver of the protesting party's rights to an appeal of the Procurement Manager's determination, and the protesting party shall be forever barred from subsequently raising or appealing said Solicitation defects in a subsequent award protest, if any, or any other administrative or legal proceeding. After considering the appeal, the County Manager must determine whether the solicitation should stand, be revised, or be cancelled, and issue a written determination and provide copies of the determination to the protesting party. The determination of the County Manager shall be final and not subject to further appeal under this code.

(3) *Award Protest*. Any Bidder who is not the intended awardee and who claims to be the rightful awardee may file an award protest. However, an award protest is not valid and shall be rejected for lack of standing if it does not demonstrate that the protesting party would be awarded the Solicitation if its protest is upheld.

(a) *Basis of the Award Protest*: The alleged basis for an Award Protest shall be limited to the following:

- i. The protesting party was incorrectly deemed non-responsive due to an incorrect assessment of fact or law;
- ii. The County failed to substantively follow the procedures or requirements specified in the solicitation documents, except for minor irregularities that were waived by the County in accordance with this Code, which resulted in a competitive disadvantage to the protesting party; and
- iii. The County made a mathematical error in evaluating the responses to the solicitation, resulting in an incorrect score and not *protesting party not being selected for award*.

(b) *Timing and Content of the Award Protest*: The Award Protest must be in writing and must be received by the Procurement Manager, twhite@alachuacounty.us by no later than 3:00 PM on the third business day after the County's proposed Award decision was posted by the County. Failure to timely file an Award Protest shall constitute a total and complete waiver of the Bidder's right to protest or appeal the County's proposed Award decision in any administrative or legal proceeding. In the event an Award Protest is timely filed, the protesting party shall be deemed to have waived any and all proposed Award defects that were not timely alleged in the protesting party's Award Protest, and the protesting party shall be forever barred from subsequently raising or appealing said Award defects in any administrative or legal proceeding. The Award Protest must include, at a minimum, the following information:

- i. The name, address, e-mail and telephone number of the protesting party;
- ii. The Solicitation number and title;
- iii. Information sufficient to establish that the protesting party's response was responsive to the Solicitation;
- iv. Information sufficient to establish that the protesting party has legal standing to file the Solicitation Protest because:
 1. The protesting party submitted a response to the Solicitation or other basis for establishing legal standing;
 2. The protesting party has a substantial interest in and is aggrieved in connection with the proposed Award decision; and
 3. The protesting party, and not any other bidder, should be awarded the Solicitation if the protesting party's Award Protest is upheld.
- v. A detailed statement of the basis for the protest;
- vi. References to section of the Code, Florida Statutes, County policies or procedure or solicitation term that the protesting party alleges have been violated by the County or that entitles the protesting party to the relief requested;

- vii. All supporting evidence or documents that substantiate the protesting party's alleged basis for the protest; and
 - viii. The form of the relief requested.
- (c) *Review and Determination of Protest:* If the Award Protest is not timely, the Procurement Manager shall notify the protesting party that the Award Protests is untimely and, therefore, rejected. The Procurement Manager shall consider all timely Award Protests and may conduct any inquiry that the county Procurement Manager deems necessary to resolve the protest by mutual agreement or to make a determination regarding the protests. The Procurement Manager shall issue a written determination granting or denying each protest. The written determination shall contain a concise statement of the basis for the determination.
- (d) Appeal:
- i. If the protesting party is not satisfied with the Procurement Manager's determination, the protesting party may appeal the determination to the County Manager by filing a written appeal, which sets forth the basis upon which the appeal is based. The scope of the appeal shall be limited to the basis alleged in the award protest. The appeal must be filed with the Procurement Manager within five business days of the date on which the Procurement Manager's written determination was mailed to the protesting party. Failure to timely file an appeal shall constitute a waiver of the protesting party's rights to an appeal of the Procurement Manager's determination, and the protesting party shall be forever barred from subsequently raising or appealing said award defects in any administrative or legal proceeding.
 - ii. After reviewing the appeal, the County Manager will issue a written final determination and provide copies of the determination to the protesting party. Prior to issuing a final determination, the County Manager, in his or her discretion, may direct a hearing officer, or magistrate, to conduct an administrative hearing in connection with the protest and issue findings and recommendations to the County Manager. Prior to a hearing, if held, the Procurement Manager must file with the hearing officer the protest, any background information, and his or her written determination. The protesting party and the County shall equally share the cost of conducting any hearing, including the services of the hearing officer. If applicable, the County Manager may wait to issue a written final determination until after receipt of the findings and recommendations of the hearing officer. The determination of the County Manager shall be final and not subject to further appeal under this code.
- (4) *Burden of Proof:* Unless otherwise provide by Florida law, the burden of proof shall rest with the protesting party.
- (5) *Stay of Procurements during Protests.* In the event of a timely protest, the County shall not proceed further with the solicitation or with the award of the contract until the Procurement Manager, after consultation with the head of the using department, makes a written determination that the award of the solicitation without delay is:
- (a) Necessary to avoid an immediate and serious danger to the public health, safety, or welfare;
 - (b) Necessary to avoid or substantial reduce significant damage to County property;
 - (c) Necessary to *avoid or substantially reduce interruption of essential County Services; or;*
 - (d) Otherwise in the best interest of the public.

Public Meeting Minutes (Start Recording)
RFP 26-75 Annual Disaster Debris Removal, Reduction and Disposal Services

Date: Monday, August 25, 2025

Start Time: 9:00 am

Location: 12 SE 1st Street
Third Floor Conference Room
Gainesville, FL 32601

1. Call Meeting to Order

2. RFP Process Overview for Today's Meeting

Good morning, I am Leira Cruz Cáliz, with Procurement, and I will be administrating this meeting as the Committee Chair (non-voting member).

Introduce the Evaluation Committee (the Committee), David Wood (Leader), Brian Kauffman, David Peaton, Phil Mann, Stephanie Puhalla. Thank you, committee, for taking the time out of your busy schedule to evaluate these proposals.

Welcome to the citizens attending this Public Meeting, in person and online; this meeting is open to the public and you will have an announced time of 3 minutes for public comments. No response is required.

Please review the agenda that is on the screen.

The Committee will be evaluating vendors' proposals, discussing the submitted proposals, and approving the Committee's Ranking. The final ranking will be submitted to the Board of County Commissioners for approval and requesting authorization to move forward with negotiating contract(s).

3. RFP Committee Members Process Instructions

First The Committee has certified that they have no Conflict of Interest in OpenGov.
(show them on screen, discuss if necessary)

Second Due to the cone-of-silence imposed on the Committee, this is the first occasion they have been able to talk and work together.

Third The Committee will discuss the proposals, starting with the Committee leader allowing each member to give feedback.

The Committee has broad latitude in their discussions, deliberations and ranking provided they are not arbitrary or capricious.

During this discussion, Committee members have the option to revisit their scores, as long as their reasoning is not arbitrary or capricious.

*(Encourage discussion on the proposals until all members are satisfied.
Agents will monitor the discussion, following the RFP guidelines.)*

Fourth The Committee will determine whether to request oral presentations or not.

Motion for Oral Presentations: Brian Kauffman motioned to not have Oral Presentations.

Seconded by Phil Mann
Vote 5-0 in favor.

Fifth Procurement will review the Administrator Scores which include Volume of Previous Work.

Sixth Procurement will review and confirm the scores provided by the Evaluation Committee.

Vendor	Brian Kauffman	Philip Mann	David Peaton	Stephanie Puhalla	David Wood	Total Score (Max Score 175)
Ceres Environmental Services, Inc.	121	145	126	159	149	140
CrowderGulf Joint Venture, Inc.	87	139	138	161	159	136.8
Southern Disaster Recovery	116	110	131	150	151	131.6
DRC Emergency Services, LLC	110	124	136	128	155	130.6
TFR Enterprises, Inc	96	120	122	150	157	129
AshBritt, Inc.	78	130	120	141	153	124.4
Dynamic Group, LLC	101	93	125	152	143	122.8
Aftermath Disaster Recovery, Inc.	100	116	83	153	147	119.8
Grubbs Emergency Services, LLC	101	120	90	142	144	119.4
Gaston Tree Debris Recycling, LLC	99	95	83	129	142	109.6
Looks Great Services of MS, Inc.	92	95	69	104	142	100.4

- 4 Motion to Approve Ranking:** David Wood motioned to approve the above ranking and authorize staff to negotiate agreements with the top two ranked firms. Should the staff be unable to negotiate a satisfactory agreement with the top-ranked firms, negotiations with the unsuccessful firm will be terminated. Negotiations with the third ranked firm may be undertaken in the same manner in order of ranking until an agreement is reached, and so forth; David Peaton seconded the motion.

Vote 5-0 in favor.

- 5 Public Comments (3 minutes):** No Public Comment

- 6 Motion to Approve the Meeting Minutes:** Brian Kauffman moved to approve the Minutes, David Wood seconded the motion.

Vote 5-0 in favor.

- 7 Meeting Adjourned at 9:50 a.m.**

ITA 26-75-MM Annual Disaster Debris Removal, Reduction and Disposal Services

Final Audit Report

2025-08-25

Created:	2025-08-25
By:	Mandy Mullins (mmmullins@alachuacounty.us)
Status:	Signed
Transaction ID:	CBJCHBCAABAAEQh83I_ILvLQRNwnUKYSLqn_7IaQLNmp


"ITA 26-75-MM Annual Disaster Debris Removal, Reduction and Disposal Services" History

 Document created by Mandy Mullins (mmmullins@alachuacounty.us)


2025-08-25 - 6:33:59 PM GMT

 Document emailed to TJ White (twhite@alachuacounty.us) for signature

2025-08-25 - 6:34:50 PM GMT

 Email viewed by TJ White (twhite@alachuacounty.us)

2025-08-25 - 8:22:25 PM GMT

 Document e-signed by TJ White (twhite@alachuacounty.us)

Signature Date: 2025-08-25 - 8:23:03 PM GMT - Time Source: server

 Agreement completed.

2025-08-25 - 8:23:03 PM GMT



Alachua County, Florida

Procurement

Theodore "TJ" White, Jr. CPPB, Procurement Manager
County Administration Building, Gainesville, FL 32601
(352) 374-5202

EXECUTIVE SUMMARY

RFP No. RFP 26-75

Annual Disaster Debris Removal, Reduction and Disposal Services

RESPONSE DEADLINE: August 6, 2025 at 2:00 pm

Monday, August 25, 2025

SOLICITATION OVERVIEW

Project Title	Annual Disaster Debris Removal, Reduction and Disposal Services
Project ID	RFP 26-75
Project Type	Request For Proposal
Release Date	June 18, 2025
Due Date	August 6, 2025
Procurement Agent	Mandy Mullins
Evaluators	Brian Kauffman, Philip Mann, David Peaton, Stephanie Puhalla, David Wood
Project Description	Alachua County is soliciting vendors to provide assistance with cleanup and FEMA public assistance after a declared disaster. The vendor must provide disaster debris removal, reduction and disposal services for all eligible materials within the municipalities and the un-incorporated areas of Alachua County.

Introduction

Summary

Alachua County Board of County Commissioners (hereinafter, the "County" or "Alachua County") is seeking proposals from qualified individuals or entities (hereinafter, referred to as "Consultant" or the "proposer") for the provision of RFP 26-75 Annual Disaster Debris Removal, Reduction and Disposal Services.

The following apply to this request for proposal: [Instruction to Proposers](#), [Terms and Conditions](#), [Insurance](#), [Scope of Work](#), [Proposal Requirements and Organization](#), [Request for Proposal Selection Procedures](#), [Evaluation Phases](#), [Attachments](#), [Submittals](#) and [Sample Agreement](#).

EXECUTIVE SUMMARY

RFP No. RFP 26-75

Annual Disaster Debris Removal, Reduction and Disposal Services

Alachua County is soliciting vendors to provide assistance with cleanup and FEMA public assistance after a declared disaster. The vendor must provide disaster debris removal, reduction and disposal services for all eligible materials within the municipalities and the un-incorporated areas of Alachua County.

Background

Location: Alachua County is located in North Central Florida. The County government seat is situated in Gainesville. Gainesville is located 70 miles southwest of Jacksonville, 129 miles southeast of Tallahassee, 140 miles northeast of Tampa - St. Petersburg and 109 miles northwest of Orlando. Alachua County has a population of over 250,000 and a regional airport. The County itself consists of a total area of 969 square miles.

Form of Government: Alachua County is governed by a Board of five (5) elected County Commissioners and operates under the established County Manager Charter form of government. In addition to the five County Commissioners, there are five elected Constitutional Officers: Supervisor of Elections, Sheriff, Clerk of the Court, Tax Collector, and the Property Appraiser. The Alachua County Attorney also reports to the Board.

Contact Information

Mandy Mullins

Procurement Agent I

Email: mmmullins@alachuacounty.us

Phone: [\(352\) 384-3090](tel:(352)384-3090)

Department:

Solid Waste & Resource Recovery

Timeline

Solicitation Release Date	June 18, 2025
Question Submission Deadline	July 27, 2025, 12:00am

<p>Solicitation Submission Deadline</p>	<p>August 6, 2025, 2:00pm</p> <p>The scheduled solicitation opening will occur via Teams Meeting during a public meeting; the information to join is provided below. Attendance (live viewing) of the proposals opening is not required.</p> <p>Join Microsoft Teams meeting Join on your computer, mobile app or room device Click here to join the meeting</p> <p>https://teams.microsoft.com/l/meetup-join/19%3ameeting_ZTQyYzk5YzMtZDc4ZS00N2lxLTljMWUtMjAwNTQwN2NjNTNi%40thread.v2/0?context=%7b%22Tid%22%3a%2290fc851d-766d-4d7b-a09c-bfbf1d2dac94%22%2c%22Oid%22%3a%22c82ab8e7-6ee1-4cd5-9191-4aa322a1828f%22%7d</p> <p>Meeting ID: 259 625 692 241 Passcode: yX9G3Q Download Teams Join on the web Or call in (audio only) +1 469-998-7938,,366862554# United States, Dallas Phone Conference ID: 366 862 554#</p> <p>If you have a disability and need an accommodation in order to participate, please contact the Alachua County ADA Coordinator at ADA@alachuacounty.us or Equal Opportunity Office at 352-374-5275 at least 7 business days prior to the event. If you are unable to notify the Office prior to the event, please inform an Alachua County employee that you need assistance. TDD/TTY users, please call 711 (Florida Relay Service).</p>
--	--

SOLICITATION STATUS HISTORY

EXECUTIVE SUMMARY

RFP No. RFP 26-75

Annual Disaster Debris Removal, Reduction and Disposal Services

Date	Changed To	Changed By
May 23, 2025 8:29 AM	Draft	Mandy Mullins
May 23, 2025 8:37 AM	Review	Mandy Mullins
Jun 17, 2025 5:11 PM	Final	Mandy Mullins
Jun 17, 2025 5:12 PM	Post Pending	Mandy Mullins
Jun 18, 2025 6:00 AM	Open	OpenGov Bot
Aug 6, 2025 2:00 PM	Pending	OpenGov Bot
Aug 6, 2025 8:40 PM	Evaluation	Mandy Mullins

PROPOSALS RECEIVED

Status	Vendor	Contact Info	Submission Date
Submitted	Aftermath Disaster Recovery, Inc.	Adam Gonzalez adam@aftermathdisaster.com	Aug 4, 2025 5:07 PM
Submitted	AshBritt, Inc.	No Name procurement@ashbritt.com (954) 725-6992	Aug 6, 2025 11:51 AM
Submitted	Ceres Environmental Services, Inc.	Tia Laurie contact@ceresenv.com (800) 218-4424	Aug 6, 2025 1:03 PM
Submitted	CrowderGulf Joint Venture, Inc.	Ashley Ramsay-Naile jramsay@crowdergulf.com (251) 459-7430	Aug 5, 2025 1:57 PM
Submitted	DRC Emergency Services, LLC	Lisa Walsh lgarcia@drcusa.com (504) 482-2848	Aug 6, 2025 12:22 PM
Submitted	Dynamic Group, LLC	Aubrie Dupre bd@dynamicgrp.com	Aug 6, 2025 9:25 AM
Submitted	Gaston Tree Debris Recycling, LLC	Bill Gaston bill@gastontdr.com (352) 258-8417	Aug 5, 2025 2:28 PM
Submitted	Grubbs Emergency Services, LLC	John G Grubbs blaise@grubbses.com (352) 279-9222	Aug 6, 2025 11:47 AM
Submitted	Looks Great Services of MS, Inc.	Kristian Agoglia bids@looksgreatservices.com	Aug 6, 2025 9:36 AM
Submitted	Southern Disaster Recovery	Al McClaran bei@gosdr.com (864) 469-9776	Aug 6, 2025 11:27 AM

EXECUTIVE SUMMARY

RFP No. RFP 26-75

Annual Disaster Debris Removal, Reduction and Disposal Services

Status	Vendor	Contact Info	Submission Date
Submitted	TFR Enterprises, Inc	Tiffany Jean tiffanyw@tfrinc.com (512) 565-0710	Aug 5, 2025 12:38 PM

VENDOR QUESTIONNAIRE PASS/FAIL

Question Title	Aftermath Disaster Recovery, Inc.	AshBritt, Inc.	Ceres Environmental Services, Inc.	CrowderGulf Joint Venture, Inc.
Corporate Resolution Granting Signature	Pass	Pass	Pass	Pass
State Compliance	Pass	Pass	Pass	Pass
Public Record Trade Secret or Proprietary Confidential Business Information Exemption Request	Pass	Pass	Pass	Pass
Public Record Trade Secret or Proprietary Confidential Business Information Exemption Request	No Response	No Response	No Response	No Response
Public Record Trade Secret or Proprietary Confidential Business Information Exemption Request	No Response	No Response	No Response	No Response
Drug Free Workplace	Pass	Pass	Pass	Pass
Vendor Eligibility	Pass	Pass	Pass	Pass
NON-SBE Subcontractors	Fail	Pass	Pass	Pass
Responsible Agent Designation	Pass	Pass	Pass	Pass
Conflict of Interest	Pass	Pass	Pass	Pass
Request for Proposal Submittal Documentation	Pass	Pass	Pass	Pass
Byrd Anti-Lobbying Certification Form	Pass	Pass	Pass	Pass
Acknowledgement of Requirements	Pass	Pass	Pass	Pass

EXECUTIVE SUMMARY

RFP No. RFP 26-75

Annual Disaster Debris Removal, Reduction and Disposal Services

Question Title	DRC Emergency Services, LLC	Dynamic Group, LLC	Gaston Tree Debris Recycling, LLC	Grubbs Emergency Services, LLC
Corporate Resolution Granting Signature	Pass	Pass	Pass	Pass
State Compliance	Pass	Pass	Pass	Pass
Public Record Trade Secret or Proprietary Confidential Business Information Exemption Request	Pass	Pass	Pass	Pass
Public Record Trade Secret or Proprietary Confidential Business Information Exemption Request	Pass	No Response	No Response	No Response
Public Record Trade Secret or Proprietary Confidential Business Information Exemption Request	Pass	No Response	No Response	No Response
Drug Free Workplace	Pass	Pass	Pass	Pass
Vendor Eligibility	Pass	Pass	Pass	Pass
NON-SBE Subcontractors	Pass	Pass	Pass	Pass
Responsible Agent Designation	Pass	Pass	Pass	Pass
Conflict of Interest	Pass	Pass	Pass	Pass
Request for Proposal Submittal Documentation	Pass	Pass	Pass	Pass
Byrd Anti-Lobbying Certification Form	Pass	Pass	Pass	Pass
Acknowledgement of Requirements	Pass	Pass	Pass	Pass

Question Title	Looks Great Services of MS, Inc.	Southern Disaster Recovery	TFR Enterprises, Inc
Corporate Resolution Granting Signature	Pass	Pass	Pass
State Compliance	Pass	Pass	Pass

EXECUTIVE SUMMARY

RFP No. RFP 26-75

Annual Disaster Debris Removal, Reduction and Disposal Services

Question Title	Looks Great Services of MS, Inc.	Southern Disaster Recovery	TFR Enterprises, Inc
Public Record Trade Secret or Proprietary Confidential Business Information Exemption Request	Pass	Pass	Pass
Public Record Trade Secret or Proprietary Confidential Business Information Exemption Request	No Response	No Response	No Response
Public Record Trade Secret or Proprietary Confidential Business Information Exemption Request	No Response	No Response	No Response
Drug Free Workplace	Pass	Pass	Pass
Vendor Eligibility	Pass	Pass	Pass
NON-SBE Subcontractors	Pass	Pass	Pass
Responsible Agent Designation	Pass	Pass	Pass
Conflict of Interest	Pass	Pass	Pass
Request for Proposal Submittal Documentation	Pass	Pass	Pass
Byrd Anti-Lobbying Certification Form	Pass	Pass	Pass
Acknowledgement of Requirements	Pass	Pass	Pass

PRICING RESPONSES

I- VEGETATIVE DEBRIS (Table 1 of 6)

I- Vegetative Debris			Aftermath Disaster Recovery, Inc.			AshBritt, Inc.		
Line Item	Description	Unit of Measure	Unit Cost	Price per Ton	Price Per Cubic Yard	Unit Cost	Price per Ton	Price Per Cubic Yard
I- Vegetative Debris A 1- Pick up debris from curbside and haul to designated DDMS								
1	0-15 miles	Cubic Yard/Ton	\$7.25	\$88.50	7.25	\$10.50	\$105.00	\$10.50
2	16-30 miles	Cubic Yard/Ton	\$8.25	\$101.50	8.25	\$10.75	\$107.50	\$10.75
3	31-60 miles	Cubic Yard/Ton	\$9.25	\$114.00	9.25	\$11.00	\$110.00	\$11.00

EXECUTIVE SUMMARY

RFP No. RFP 26-75

Annual Disaster Debris Removal, Reduction and Disposal Services

I- Vegetative Debris			Aftermath Disaster Recovery, Inc.			AshBritt, Inc.		
Line Item	Description	Unit of Measure	Unit Cost	Price per Ton	Price Per Cubic Yard	Unit Cost	Price per Ton	Price Per Cubic Yard
4	61-90 miles	Cubic Yard/Ton	\$11.25	\$140.00	11.25	\$11.25	\$112.50	\$11.25
5	91-120 miles	Cubic Yard/Ton	\$13.25	165.46	13.25	\$11.50	\$115.00	\$11.50
I- Vegetative Debris A 2- Pick up debris from Right of Entry Personal property and haul to designated DDMS								
6	0-15 miles	Cubic Yard/Ton	\$11.25	\$128.50	11.25	\$11.50	\$115.00	\$11.50
7	16-30 miles	Cubic Yard/Ton	\$12.25	\$141.50	12.25	\$11.75	\$117.50	\$11.75
8	31-60 miles	Cubic Yard/Ton	\$13.25	\$154.00	13.25	\$12.00	\$120.00	\$12.00
9	61-90 miles	Cubic Yard/Ton	\$15.25	\$190.00	15.25	\$12.25	\$122.50	\$12.25
10	91-120 miles	Cubic Yard/Ton	\$17.25	205.46	17.25	\$12.50	\$125.00	\$12.50
I- Vegetative Debris A B. Reduction by chipping and grinding 1- Reduction by chipping and grinding and site management (based on incoming yardage/tonnage)								
11	Reduction by chipping and grinding and site management (based on incoming yardage/tonnage)	Cubic Yard/Ton	\$4.50	60	4.50	\$5.50	\$30.25	\$5.50
I- Vegetative Debris A B. Reduction by chipping and grinding 2- Loading and transportation of mulch to final disposal site within Alachua County (based on reduced material outgoing for final disposal)								
12	0-15 miles	Cubic Yard/Ton	\$5.00	13.80	5	\$6.25	\$37.50	\$6.25
13	16-30 miles	Cubic Yard/Ton	\$5.50	15.80	5.5	\$6.75	\$40.50	\$6.75
14	31-60 miles	Cubic Yard/Ton	\$6.00	20.80	6	\$7.75	\$46.50	\$7.75
I- Vegetative Debris A B. Reduction by chipping and grinding 3- Loading and transportation of mulch to final disposal site outside Alachua County (based on reduced material outgoing for final disposal)								
15	Loading and transportation of mulch to final disposal site outside Alachua County (based on reduced material outgoing for final disposal)	Cubic Yard/Ton	\$7.00	26.80	7	\$12.75	\$76.50	\$12.75
I- Vegetative Debris A C. Reduction by incineration								

EXECUTIVE SUMMARY

RFP No. RFP 26-75

Annual Disaster Debris Removal, Reduction and Disposal Services

I- Vegetative Debris			Aftermath Disaster Recovery, Inc.			AshBritt, Inc.		
Line Item	Description	Unit of Measure	Unit Cost	Price per Ton	Price Per Cubic Yard	Unit Cost	Price per Ton	Price Per Cubic Yard
16	1- Reduction by incineration and site management (based on incoming yardage)	Cubic Yard/Ton	\$4.00	50	4	\$4.50	\$24.75	\$4.50
I- Vegetative Debris A C. Reduction by incineration 2- Loading and transportation of ash to final disposal site within Alachua County (based on reduced material outgoing for final disposal)								
17	0-15 miles	Cubic Yard/Ton	\$5.00	13.80	5	\$7.25	\$43.50	\$7.25
18	16-30 miles	Cubic Yard/Ton	\$5.50	15.80	5.5	\$7.75	\$46.50	\$7.75
19	31-60 miles	Cubic Yard/Ton	\$6.00	20.80	6	\$8.75	\$52.50	\$8.75
I- Vegetative Debris A C. Reduction by incineration 3- Loading and transportation of ash to final disposal site outside Alachua County (based on reduced material outgoing for final disposal)								
20	0-15 miles	Cubic Yard/Ton	\$5.00	13.80	5	\$7.25	\$43.50	\$7.25
21	16-30 miles	Cubic Yard/Ton	\$5.50	15.80	5.5	\$7.75	\$46.50	\$7.75
22	31-60 miles	Cubic Yard/Ton	\$6.00	20.80	6	\$8.75	\$52.50	\$8.75
23	61-90 miles	Cubic Yard/Ton	\$6.75	\$25.80	6.75	\$10.25	\$61.50	\$10.25
24	91-120 miles	Cubic Yard/Ton	\$7.50	30.80	7.50	\$11.95	\$71.70	\$11.95
Total			\$197.75			\$228.20		

I- VEGETATIVE DEBRIS (Table 2 of 6)

I- Vegetative Debris			Ceres Environmental Services, Inc.			CrowderGulf Joint Venture, Inc.		
Line Item	Description	Unit of Measure	Unit Cost	Price per Ton	Price Per Cubic Yard	Unit Cost	Price per Ton	Price Per Cubic Yard
I- Vegetative Debris A 1- Pick up debris from curbside and haul to designated DDMS								
1	0-15 miles	Cubic Yard/Ton	\$9.48	\$90.06	\$9.48	\$8.85	88.00	8.85
2	16-30 miles	Cubic Yard/Ton	\$9.68	\$91.96	\$9.68	\$9.85	98.00	9.85
3	31-60 miles	Cubic Yard/Ton	\$9.88	\$93.86	\$9.88	\$10.85	108.00	10.85

EXECUTIVE SUMMARY

RFP No. RFP 26-75

Annual Disaster Debris Removal, Reduction and Disposal Services

I- Vegetative Debris			Ceres Environmental Services, Inc.			CrowderGulf Joint Venture, Inc.		
Line Item	Description	Unit of Measure	Unit Cost	Price per Ton	Price Per Cubic Yard	Unit Cost	Price per Ton	Price Per Cubic Yard
4	61-90 miles	Cubic Yard/Ton	\$9.93	\$94.34	\$9.93	\$12.00	120.00	12.00
5	91-120 miles	Cubic Yard/Ton	\$9.98	\$94.81	\$9.98	\$14.00	140.00	14.00
I- Vegetative Debris A 2- Pick up debris from Right of Entry Personal property and haul to designated DDMS								
6	0-15 miles	Cubic Yard/Ton	\$10.68	\$101.46	\$10.68	\$14.00	140.00	14.00
7	16-30 miles	Cubic Yard/Ton	\$10.88	\$103.36	\$10.88	\$16.00	160.00	16.00
8	31-60 miles	Cubic Yard/Ton	\$11.08	\$105.26	\$11.08	\$18.00	180.00	18.00
9	61-90 miles	Cubic Yard/Ton	\$11.13	\$105.74	\$11.13	\$20.00	200.00	20.00
10	91-120 miles	Cubic Yard/Ton	\$11.18	\$106.21	\$11.18	\$24.00	240.00	24.00
I- Vegetative Debris A B. Reduction by chipping and grinding 1- Reduction by chipping and grinding and site management (based on incoming yardage/tonnage)								
11	Reduction by chipping and grinding and site management (based on incoming yardage/tonnage)	Cubic Yard/Ton	\$4.50	\$36.00	\$4.50	\$4.25	42.00	4.25
I- Vegetative Debris A B. Reduction by chipping and grinding 2- Loading and transportation of mulch to final disposal site within Alachua County (based on reduced material outgoing for final disposal)								
12	0-15 miles	Cubic Yard/Ton	\$4.50	\$20.25	\$4.50	\$4.00	40.00	4.00
13	16-30 miles	Cubic Yard/Ton	\$4.95	\$22.28	\$4.95	\$5.50	55.00	5.50
14	31-60 miles	Cubic Yard/Ton	\$5.85	\$26.33	\$5.85	\$6.50	65.00	6.50
I- Vegetative Debris A B. Reduction by chipping and grinding 3- Loading and transportation of mulch to final disposal site outside Alachua County (based on reduced material outgoing for final disposal)								
15	Loading and transportation of mulch to final disposal site outside Alachua County (based on reduced material outgoing for final disposal)	Cubic Yard/Ton	\$5.85	26.33	5.85	\$9.00	90.00	9.00
I- Vegetative Debris A C. Reduction by incineration								

EXECUTIVE SUMMARY

RFP No. RFP 26-75

Annual Disaster Debris Removal, Reduction and Disposal Services

I- Vegetative Debris			Ceres Environmental Services, Inc.			CrowderGulf Joint Venture, Inc.		
Line Item	Description	Unit of Measure	Unit Cost	Price per Ton	Price Per Cubic Yard	Unit Cost	Price per Ton	Price Per Cubic Yard
16	1- Reduction by incineration and site management (based on incoming yardage)	Cubic Yard/Ton	\$3.50	33.25	3.50	\$3.50	35.00	3.50
I- Vegetative Debris A C. Reduction by incineration 2- Loading and transportation of ash to final disposal site within Alachua County (based on reduced material outgoing for final disposal)								
17	0-15 miles	Cubic Yard/Ton	\$9.90	\$14.85	\$9.90	\$6.00	40.00	6.00
18	16-30 miles	Cubic Yard/Ton	\$10.80	\$16.20	\$10.80	\$8.50	50.00	8.50
19	31-60 miles	Cubic Yard/Ton	\$12.25	\$18.38	\$12.25	\$10.50	60.00	10.50
I- Vegetative Debris A C. Reduction by incineration 3- Loading and transportation of ash to final disposal site outside Alachua County (based on reduced material outgoing for final disposal)								
20	0-15 miles	Cubic Yard/Ton	\$9.90	\$14.85	\$9.90	\$6.00	40.00	6.00
21	16-30 miles	Cubic Yard/Ton	\$10.80	\$16.20	\$10.80	\$8.50	50.00	8.50
22	31-60 miles	Cubic Yard/Ton	\$12.25	\$18.38	\$12.25	\$10.50	60.00	10.50
23	61-90 miles	Cubic Yard/Ton	\$13.75	\$20.63	\$13.75	\$16.00	85.00	16.00
24	91-120 miles	Cubic Yard/Ton	\$15.25	\$22.88	\$15.25	\$24.00	150.00	24.00
Total			\$227.95			\$270.30		

I- VEGETATIVE DEBRIS (Table 3 of 6)

I- Vegetative Debris			DRC Emergency Services, LLC			Dynamic Group, LLC		
Line Item	Description	Unit of Measure	Unit Cost	Price per Ton	Price Per Cubic Yard	Unit Cost	Price per Ton	Price Per Cubic Yard
I- Vegetative Debris A 1- Pick up debris from curbside and haul to designated DDMS								
1	0-15 miles	Cubic Yard/Ton	\$8.98	\$87.35	\$8.98	\$7.95	\$79.95	\$7.95
2	16-30 miles	Cubic Yard/Ton	\$9.28	\$89.60	\$9.28	\$7.95	\$79.95	\$7.95
3	31-60 miles	Cubic Yard/Ton	\$9.48	\$91.10	\$9.48	\$7.95	\$79.95	\$7.95

EXECUTIVE SUMMARY

RFP No. RFP 26-75

Annual Disaster Debris Removal, Reduction and Disposal Services

I- Vegetative Debris			DRC Emergency Services, LLC			Dynamic Group, LLC		
Line Item	Description	Unit of Measure	Unit Cost	Price per Ton	Price Per Cubic Yard	Unit Cost	Price per Ton	Price Per Cubic Yard
4	61-90 miles	Cubic Yard/Ton	\$9.98	\$94.85	\$9.98	\$7.95	\$79.95	\$7.95
5	91-120 miles	Cubic Yard/Ton	\$10.68	\$100.10	\$10.68	\$7.95	\$79.95	\$7.95
I- Vegetative Debris A 2- Pick up debris from Right of Entry Personal property and haul to designated DDMS								
6	0-15 miles	Cubic Yard/Ton	\$9.98	94.85	9.98	\$8.45	\$84.50	\$8.45
7	16-30 miles	Cubic Yard/Ton	\$10.28	97.10	10.28	\$8.45	\$84.50	\$8.45
8	31-60 miles	Cubic Yard/Ton	\$10.48	98.60	10.48	\$8.45	\$84.50	\$8.45
9	61-90 miles	Cubic Yard/Ton	\$10.98	102.35	10.98	\$8.45	\$84.50	\$8.45
10	91-120 miles	Cubic Yard/Ton	\$11.68	107.60	11.68	\$8.45	\$84.50	\$8.45
I- Vegetative Debris A B. Reduction by chipping and grinding 1- Reduction by chipping and grinding and site management (based on incoming yardage/tonnage)								
11	Reduction by chipping and grinding and site management (based on incoming yardage/tonnage)	Cubic Yard/Ton	\$5.92	44.40	5.92	\$5.45	\$5.45	\$5.45
I- Vegetative Debris A B. Reduction by chipping and grinding 2- Loading and transportation of mulch to final disposal site within Alachua County (based on reduced material outgoing for final disposal)								
12	0-15 miles	Cubic Yard/Ton	\$4.24	36.96	4.24	\$5.25	\$52.50	\$5.25
13	16-30 miles	Cubic Yard/Ton	\$5.24	40.96	5.24	\$6.50	\$65.00	\$6.50
14	31-60 miles	Cubic Yard/Ton	\$6.24	44.96	6.24	\$7.75	\$77.50	\$7.75
I- Vegetative Debris A B. Reduction by chipping and grinding 3- Loading and transportation of mulch to final disposal site outside Alachua County (based on reduced material outgoing for final disposal)								
15	Loading and transportation of mulch to final disposal site outside Alachua County (based on reduced material outgoing for final disposal)	Cubic Yard/Ton	\$5.74	42.96	5.74	\$8.50	\$85.00	\$8.50
I- Vegetative Debris A C. Reduction by incineration								

EXECUTIVE SUMMARY

RFP No. RFP 26-75

Annual Disaster Debris Removal, Reduction and Disposal Services

I- Vegetative Debris			DRC Emergency Services, LLC			Dynamic Group, LLC		
Line Item	Description	Unit of Measure	Unit Cost	Price per Ton	Price Per Cubic Yard	Unit Cost	Price per Ton	Price Per Cubic Yard
16	1- Reduction by incineration and site management (based on incoming yardage)	Cubic Yard/Ton	\$3.16	23.70	3.16	\$4.75	\$47.50	\$4.75
I- Vegetative Debris A C. Reduction by incineration 2- Loading and transportation of ash to final disposal site within Alachua County (based on reduced material outgoing for final disposal)								
17	0-15 miles	Cubic Yard/Ton	\$5.42	16.26	5.42	\$5.25	\$52.50	\$5.25
18	16-30 miles	Cubic Yard/Ton	\$6.42	19.26	6.42	\$6.50	\$65.00	\$6.50
19	31-60 miles	Cubic Yard/Ton	\$8.42	25.26	8.42	\$7.75	\$77.50	\$7.75
I- Vegetative Debris A C. Reduction by incineration 3- Loading and transportation of ash to final disposal site outside Alachua County (based on reduced material outgoing for final disposal)								
20	0-15 miles	Cubic Yard/Ton	\$5.42	19.26	5.42	\$5.25	\$52.50	\$5.25
21	16-30 miles	Cubic Yard/Ton	\$6.42	47.61	6.42	\$6.50	\$65.00	\$6.50
22	31-60 miles	Cubic Yard/Ton	\$8.42	56.21	8.42	\$7.75	\$77.50	\$7.75
23	61-90 miles	Cubic Yard/Ton	\$10.42	64.81	10.42	\$10.95	\$109.50	\$10.95
24	91-120 miles	Cubic Yard/Ton	\$14.42	82.01	14.42	\$12.95	\$129.50	\$12.95
Total			\$197.70			\$183.10		

I- VEGETATIVE DEBRIS (Table 4 of 6)

I- Vegetative Debris			Gaston Tree Debris Recycling, LLC			Grubbs Emergency Services, LLC		
Line Item	Description	Unit of Measure	Unit Cost	Price per Ton	Price Per Cubic Yard	Unit Cost	Price per Ton	Price Per Cubic Yard
I- Vegetative Debris A 1- Pick up debris from curbside and haul to designated DDMS								
1	0-15 miles	Cubic Yard/Ton	\$9.31	74.47	9.31	\$11.00	44.00	11.00
2	16-30 miles	Cubic Yard/Ton	\$9.95	79.61	9.95	\$11.00	44.00	11.00
3	31-60 miles	Cubic Yard/Ton	\$10.60	84.74	10.60	\$12.00	48.00	12.00

EXECUTIVE SUMMARY

RFP No. RFP 26-75

Annual Disaster Debris Removal, Reduction and Disposal Services

I- Vegetative Debris			Gaston Tree Debris Recycling, LLC			Grubbs Emergency Services, LLC		
Line Item	Description	Unit of Measure	Unit Cost	Price per Ton	Price Per Cubic Yard	Unit Cost	Price per Ton	Price Per Cubic Yard
4	61-90 miles	Cubic Yard/Ton	\$11.56	92.45	11.56	\$12.00	48.00	12.00
5	91-120 miles	Cubic Yard/Ton	\$12.78	102.20	12.78	\$12.00	48.00	12.00
I- Vegetative Debris A 2- Pick up debris from Right of Entry Personal property and haul to designated DDMS								
6	0-15 miles	Cubic Yard/Ton	\$9.31	74.47	9.31	\$11.00	44.00	11.00
7	16-30 miles	Cubic Yard/Ton	\$9.95	79.61	9.95	\$11.00	44.00	11.00
8	31-60 miles	Cubic Yard/Ton	\$10.60	84.74	10.60	\$12.00	48.00	12.00
9	61-90 miles	Cubic Yard/Ton	\$11.56	92.45	11.56	\$12.00	48.00	12.00
10	91-120 miles	Cubic Yard/Ton	\$12.78	102.20	12.78	\$12.00	48.00	12.00
I- Vegetative Debris A B. Reduction by chipping and grinding 1- Reduction by chipping and grinding and site management (based on incoming yardage/tonnage)								
11	Reduction by chipping and grinding and site management (based on incoming yardage/tonnage)	Cubic Yard/Ton	\$5.08	25.36	5.08	\$5.00	15.00	5.00
I- Vegetative Debris A B. Reduction by chipping and grinding 2- Loading and transportation of mulch to final disposal site within Alachua County (based on reduced material outgoing for final disposal)								
12	0-15 miles	Cubic Yard/Ton	\$3.79	\$22.73	\$3.79	\$5.00	15.00	5.00
13	16-30 miles	Cubic Yard/Ton	\$4.43	\$26.58	\$4.43	\$5.00	15.00	5.00
14	31-60 miles	Cubic Yard/Ton	\$5.08	\$30.43	\$5.08	\$5.00	15.00	5.00
I- Vegetative Debris A B. Reduction by chipping and grinding 3- Loading and transportation of mulch to final disposal site outside Alachua County (based on reduced material outgoing for final disposal)								
15	Loading and transportation of mulch to final disposal site outside Alachua County (based on reduced material outgoing for final disposal)	Cubic Yard/Ton	\$0.14	\$0.71	\$0.14	\$6.00	24.00	6.00
I- Vegetative Debris A C. Reduction by incineration								

EXECUTIVE SUMMARY

RFP No. RFP 26-75

Annual Disaster Debris Removal, Reduction and Disposal Services

I- Vegetative Debris			Gaston Tree Debris Recycling, LLC			Grubbs Emergency Services, LLC		
Line Item	Description	Unit of Measure	Unit Cost	Price per Ton	Price Per Cubic Yard	Unit Cost	Price per Ton	Price Per Cubic Yard
16	1- Reduction by incineration and site management (based on incoming yardage)	Cubic Yard/Ton	\$4.50	\$22.48	\$4.50	\$1.00	4.00	1.00
I- Vegetative Debris A C. Reduction by incineration 2- Loading and transportation of ash to final disposal site within Alachua County (based on reduced material outgoing for final disposal)								
17	0-15 miles	Cubic Yard/Ton	\$4.81	\$28.90	\$4.81	\$6.00	12.00	6.00
18	16-30 miles	Cubic Yard/Ton	\$6.42	\$38.52	\$6.42	\$6.00	12.00	6.00
19	31-60 miles	Cubic Yard/Ton	\$7.70	\$46.22	\$7.70	\$6.00	12.00	6.00
I- Vegetative Debris A C. Reduction by incineration 3- Loading and transportation of ash to final disposal site outside Alachua County (based on reduced material outgoing for final disposal)								
20	0-15 miles	Cubic Yard/Ton	\$4.81	\$28.90	\$4.81	\$6.00	12.00	6.00
21	16-30 miles	Cubic Yard/Ton	\$6.42	\$38.52	\$6.42	\$6.00	12.00	6.00
22	31-60 miles	Cubic Yard/Ton	\$7.70	\$46.22	\$7.70	\$6.00	12.00	6.00
23	61-90 miles	Cubic Yard/Ton	\$9.95	\$49.75	\$9.95	\$6.00	12.00	6.00
24	91-120 miles	Cubic Yard/Ton	\$11.88	\$59.39	\$11.88	\$6.00	12.00	6.00
Total			\$191.11			\$191.00		

I- VEGETATIVE DEBRIS (Table 5 of 6)

I- Vegetative Debris			Looks Great Services of MS, Inc.			Southern Disaster Recovery		
Line Item	Description	Unit of Measure	Unit Cost	Price per Ton	Price Per Cubic Yard	Unit Cost	Price per Ton	Price Per Cubic Yard
I- Vegetative Debris A 1- Pick up debris from curbside and haul to designated DDMS								
1	0-15 miles	Cubic Yard/Ton	\$89.00	\$80.10	\$8.90	\$7.65	61.20	7.65
2	16-30 miles	Cubic Yard/Ton	\$100.00	\$90.00	\$10.00	\$8.14	65.12	8.14
3	31-60 miles	Cubic Yard/Ton	\$123.00	\$101.70	\$11.30	\$8.95	71.60	8.95

EXECUTIVE SUMMARY

RFP No. RFP 26-75

Annual Disaster Debris Removal, Reduction and Disposal Services

I- Vegetative Debris			Looks Great Services of MS, Inc.			Southern Disaster Recovery		
Line Item	Description	Unit of Measure	Unit Cost	Price per Ton	Price Per Cubic Yard	Unit Cost	Price per Ton	Price Per Cubic Yard
4	61-90 miles	Cubic Yard/Ton	\$125.00	\$112.50	\$12.50	\$9.14	73.12	9.14
5	91-120 miles	Cubic Yard/Ton	\$140.00	\$126.00	\$14.00	\$9.45	75.60	9.45
I- Vegetative Debris A 2- Pick up debris from Right of Entry Personal property and haul to designated DDMS								
6	0-15 miles	Cubic Yard/Ton	\$104.00	\$93.60	\$10.40	\$9.75	78.00	9.75
7	16-30 miles	Cubic Yard/Ton	\$115.00	\$103.50	\$11.50	\$10.15	81.20	10.15
8	31-60 miles	Cubic Yard/Ton	\$128.00	\$115.20	\$12.80	\$10.75	86.00	10.75
9	61-90 miles	Cubic Yard/Ton	\$140.00	\$126.00	\$14.00	\$11.14	89.12	11.14
10	91-120 miles	Cubic Yard/Ton	\$154.00	\$139.50	\$15.50	\$11.55	92.40	11.55
I- Vegetative Debris A B. Reduction by chipping and grinding 1- Reduction by chipping and grinding and site management (based on incoming yardage/tonnage)								
11	Reduction by chipping and grinding and site management (based on incoming yardage/tonnage)	Cubic Yard/Ton	\$42.50	38.25	\$4.25	\$5.15	41.20	5.15
I- Vegetative Debris A B. Reduction by chipping and grinding 2- Loading and transportation of mulch to final disposal site within Alachua County (based on reduced material outgoing for final disposal)								
12	0-15 miles	Cubic Yard/Ton	\$117.30	\$103.70	\$13.60	\$8.15	65.20	8.15
13	16-30 miles	Cubic Yard/Ton	\$127.30	\$112.70	\$14.60	\$10.40	83.20	10.40
14	31-60 miles	Cubic Yard/Ton	\$145.30	128.90	\$16.40	\$11.92	95.20	11.92
I- Vegetative Debris A B. Reduction by chipping and grinding 3- Loading and transportation of mulch to final disposal site outside Alachua County (based on reduced material outgoing for final disposal)								
15	Loading and transportation of mulch to final disposal site outside Alachua County (based on reduced material outgoing for final disposal)	Cubic Yard/Ton	\$178.15	\$157.90	\$20.25	\$10.40	83.20	10.40
I- Vegetative Debris A C. Reduction by incineration								

EXECUTIVE SUMMARY

RFP No. RFP 26-75

Annual Disaster Debris Removal, Reduction and Disposal Services

I- Vegetative Debris			Looks Great Services of MS, Inc.			Southern Disaster Recovery		
Line Item	Description	Unit of Measure	Unit Cost	Price per Ton	Price Per Cubic Yard	Unit Cost	Price per Ton	Price Per Cubic Yard
16	1- Reduction by incineration and site management (based on incoming yardage)	Cubic Yard/Ton	\$26.50	\$23.85	\$2.65	\$3.90	31.20	3.90
I- Vegetative Debris A C. Reduction by incineration 2- Loading and transportation of ash to final disposal site within Alachua County (based on reduced material outgoing for final disposal)								
17	0-15 miles	Cubic Yard/Ton	\$151.67	\$117.00	\$34.67	\$5.50	11.00	5.50
18	16-30 miles	Cubic Yard/Ton	\$153.17	\$117.75	\$35.42	\$6.75	13.50	6.75
19	31-60 miles	Cubic Yard/Ton	\$155.67	\$119.00	\$36.67	\$7.15	14.30	7.15
I- Vegetative Debris A C. Reduction by incineration 3- Loading and transportation of ash to final disposal site outside Alachua County (based on reduced material outgoing for final disposal)								
20	0-15 miles	Cubic Yard/Ton	\$178.34	\$137.00	\$41.34	\$6.75	13.50	6.75
21	16-30 miles	Cubic Yard/Ton	\$179.84	\$137.75	\$42.09	\$7.50	15.00	7.50
22	31-60 miles	Cubic Yard/Ton	\$182.34	\$139.00	\$43.34	\$8.75	17.50	8.75
23	61-90 miles	Cubic Yard/Ton	\$185.34	\$140.50	\$44.84	\$9.95	19.90	9.95
24	91-120 miles	Cubic Yard/Ton	\$189.34	\$143.00	\$46.34	\$12.50	25.00	12.50
Total			\$3,230.76			\$211.44		

I- VEGETATIVE DEBRIS (Table 6 of 6)

I- Vegetative Debris			TFR Enterprises, Inc		
Line Item	Description	Unit of Measure	Unit Cost	Price per Ton	Price Per Cubic Yard
I- Vegetative Debris A 1- Pick up debris from curbside and haul to designated DDMS					
1	0-15 miles	Cubic Yard/Ton	\$7.25	118.00	7.25
2	16-30 miles	Cubic Yard/Ton	\$7.75	125.00	7.75
3	31-60 miles	Cubic Yard/Ton	\$8.50	135.00	8.50
4	61-90 miles	Cubic Yard/Ton	\$9.00	145.00	9.00
5	91-120 miles	Cubic Yard/Ton	\$11.00	155.00	11.00

EXECUTIVE SUMMARY

RFP No. RFP 26-75

Annual Disaster Debris Removal, Reduction and Disposal Services

I- Vegetative Debris			TFR Enterprises, Inc		
Line Item	Description	Unit of Measure	Unit Cost	Price per Ton	Price Per Cubic Yard
I- Vegetative Debris A 2- Pick up debris from Right of Entry Personal property and haul to designated DDMS					
6	0-15 miles	Cubic Yard/Ton	\$7.25	118.00	7.25
7	16-30 miles	Cubic Yard/Ton	\$7.75	125.00	7.75
8	31-60 miles	Cubic Yard/Ton	\$8.50	135.00	8.50
9	61-90 miles	Cubic Yard/Ton	\$9.00	145.00	9.00
10	91-120 miles	Cubic Yard/Ton	\$11.00	155.00	11.00
I- Vegetative Debris A B. Reduction by chipping and grinding 1- Reduction by chipping and grinding and site management (based on incoming yardage/tonnage)					
11	Reduction by chipping and grinding and site management (based on incoming yardage/tonnage)	Cubic Yard/Ton	\$3.95	35.00	3.95
I- Vegetative Debris A B. Reduction by chipping and grinding 2- Loading and transportation of mulch to final disposal site within Alachua County (based on reduced material outgoing for final disposal)					
12	0-15 miles	Cubic Yard/Ton	\$4.95	40.00	4.95
13	16-30 miles	Cubic Yard/Ton	\$5.25	50.00	5.25
14	31-60 miles	Cubic Yard/Ton	\$6.00	60.00	6.00
I- Vegetative Debris A B. Reduction by chipping and grinding 3- Loading and transportation of mulch to final disposal site outside Alachua County (based on reduced material outgoing for final disposal)					
15	Loading and transportation of mulch to final disposal site outside Alachua County (based on reduced material outgoing for final disposal)	Cubic Yard/Ton	\$7.00	60.00	7.00
I- Vegetative Debris A C. Reduction by incineration					
16	1- Reduction by incineration and site management (based on incoming yardage)	Cubic Yard/Ton	\$3.00	30.00	3.00
I- Vegetative Debris A C. Reduction by incineration 2- Loading and transportation of ash to final disposal site within Alachua County (based on reduced material outgoing for final disposal)					
17	0-15 miles	Cubic Yard/Ton	\$4.95	40.00	4.95
18	16-30 miles	Cubic Yard/Ton	\$5.25	50.00	5.25
19	31-60 miles	Cubic Yard/Ton	\$6.00	60.00	6.00
I- Vegetative Debris A C. Reduction by incineration 3- Loading and transportation of ash to final disposal site outside Alachua County (based on reduced material outgoing for final disposal)					
20	0-15 miles	Cubic Yard/Ton	\$4.95	40.00	4.95

EXECUTIVE SUMMARY

RFP No. RFP 26-75

Annual Disaster Debris Removal, Reduction and Disposal Services

I- Vegetative Debris			TFR Enterprises, Inc		
Line Item	Description	Unit of Measure	Unit Cost	Price per Ton	Price Per Cubic Yard
21	16-30 miles	Cubic Yard/Ton	\$5.25	50.00	5.25
22	31-60 miles	Cubic Yard/Ton	\$6.00	60.00	6.00
23	61-90 miles	Cubic Yard/Ton	\$7.75	125.00	7.75
24	91-120 miles	Cubic Yard/Ton	\$9.75	145.00	9.75
Total			\$167.05		

II. CLEAN C&D (Table 1 of 6)

II. Clean C&D			Aftermath Disaster Recovery, Inc.			AshBritt, Inc.		
Line Item	Description	Unit of Measure	Unit Cost	Price per Ton	Price Per Cubic Yard	Unit Cost	Price per Ton	Price Per Cubic Yard
1- Pick up clean C&D from curbside and haul to designated DDMS site								
1	0-15 miles	Miles	\$7.25	\$88.50	7.25	\$11.25	\$109.69	\$11.25
2	16-30 miles	Miles	\$8.25	\$101.50	8.25	\$11.50	\$112.13	\$11.50
3	31-30 miles	Miles	\$9.25	\$114.00	9.25	\$11.50	\$112.13	\$11.50
4	61-90 miles	Miles	\$11.25	\$140.00	11.25	\$11.75	\$114.56	\$11.75
5	91-120 miles	Miles	\$13.25	165.46	13.25	\$12.00	\$117.00	\$12.00
B- Reduction by chipping and grinding								
6	1- Reduction of clean C&D by chipping and grinding and site management	Cubic Yard/Ton	\$4.00	60	4	\$5.50	\$30.25	\$5.50
2- Loading and transportation of ground clean C&D to final disposal site within Alachua County								
7	0-15 miles	Miles	\$5.00	13.80	5	\$6.75	\$40.50	\$6.75
8	16-30 miles	Miles	\$5.50	15.80	5.5	\$7.25	\$43.50	\$7.25
9	31-60 miles	Miles	\$6.00	20.80	6	\$7.95	\$47.70	\$7.95
3- Loading and transportation of ground clean C&D to final disposal site outside Alachua County								
10	3- Loading and transportation of ground clean C&D to final disposal site outside Alachua County	Mile	\$7.00	26.80	7	\$0.19	\$0.95	\$0.19
Total			\$76.75			\$85.64		

II. CLEAN C&D (Table 2 of 6)

EXECUTIVE SUMMARY

RFP No. RFP 26-75

Annual Disaster Debris Removal, Reduction and Disposal Services

II. Clean C&D			Ceres Environmental Services, Inc.			CrowderGulf Joint Venture, Inc.		
Line Item	Description	Unit of Measure	Unit Cost	Price per Ton	Price Per Cubic Yard	Unit Cost	Price per Ton	Price Per Cubic Yard
1- Pick up clean C&D from curbside and haul to designated DDMS site								
1	0-15 miles	Miles	\$9.48	\$85.32	\$9.48	\$8.85	88.00	8.85
2	16-30 miles	Miles	\$9.68	\$87.12	\$9.68	\$9.85	98.00	9.85
3	31-30 miles	Miles	\$9.88	\$88.92	\$9.88	\$10.85	108.00	10.85
4	61-90 miles	Miles	\$9.93	\$89.37	\$9.93	\$12.00	120.00	12.00
5	91-120 miles	Miles	\$9.98	\$89.82	\$9.98	\$14.00	140.00	14.00
B- Reduction by chipping and grinding								
6	1- Reduction of clean C&D by chipping and grinding and site management	Cubic Yard/Ton	\$6.50	\$39.00	\$6.50	\$4.50	45.00	4.50
2- Loading and transportation of ground clean C&D to final disposal site within Alachua County								
7	0-15 miles	Miles	\$6.00	\$54.00	\$6.00	\$4.50	45.00	4.50
8	16-30 miles	Miles	\$6.80	\$61.20	\$6.80	\$6.50	65.00	6.50
9	31-60 miles	Miles	\$8.30	\$74.70	\$8.30	\$8.50	85.00	8.50
3- Loading and transportation of ground clean C&D to final disposal site outside Alachua County								
10	3- Loading and transportation of ground clean C&D to final disposal site outside Alachua County	Mile	\$8.50	\$51.00	\$8.50	\$9.50	95.00	9.50
Total			\$85.05			\$89.05		

II. CLEAN C&D (Table 3 of 6)

II. Clean C&D			DRC Emergency Services, LLC			Dynamic Group, LLC		
Line Item	Description	Unit of Measure	Unit Cost	Price per Ton	Price Per Cubic Yard	Unit Cost	Price per Ton	Price Per Cubic Yard
1- Pick up clean C&D from curbside and haul to designated DDMS site								
1	0-15 miles	Miles	\$9.38	62.21	9.38	\$8.95	\$89.50	\$8.95
2	16-30 miles	Miles	\$9.68	63.56	9.68	\$9.95	\$99.50	\$9.95
3	31-30 miles	Miles	\$9.88	64.46	9.88	\$10.95	\$109.50	\$10.95
4	61-90 miles	Miles	\$10.38	66.71	10.38	\$12.95	\$129.50	\$12.95
5	91-120 miles	Miles	\$11.08	69.86	11.08	\$14.95	\$149.50	\$14.95

EXECUTIVE SUMMARY

RFP No. RFP 26-75

Annual Disaster Debris Removal, Reduction and Disposal Services

II. Clean C&D			DRC Emergency Services, LLC			Dynamic Group, LLC		
Line Item	Description	Unit of Measure	Unit Cost	Price per Ton	Price Per Cubic Yard	Unit Cost	Price per Ton	Price Per Cubic Yard
B- Reduction by chipping and grinding								
6	1- Reduction of clean C&D by chipping and grinding and site management	Cubic Yard/Ton	\$4.24	19.08	4.24	\$7.75	\$77.50	\$7.75
2- Loading and transportation of ground clean C&D to final disposal site within Alachua County								
7	0-15 miles	Miles	\$4.24	30.60	4.24	\$5.25	\$52.50	\$5.25
8	16-30 miles	Miles	\$5.24	33.10	5.24	\$6.50	\$65.00	\$6.50
9	31-60 miles	Miles	\$6.24	35.60	6.24	\$7.75	\$77.50	\$7.75
3- Loading and transportation of ground clean C&D to final disposal site outside Alachua County								
10	3- Loading and transportation of ground clean C&D to final disposal site outside Alachua County	Mile	\$6.24	35.60	6.24	\$8.50	\$85.00	\$8.50
Total			\$76.60			\$93.50		

II. CLEAN C&D (Table 4 of 6)

II. Clean C&D			Gaston Tree Debris Recycling, LLC			Grubbs Emergency Services, LLC		
Line Item	Description	Unit of Measure	Unit Cost	Price per Ton	Price Per Cubic Yard	Unit Cost	Price per Ton	Price Per Cubic Yard
1- Pick up clean C&D from curbside and haul to designated DDMS site								
1	0-15 miles	Miles	\$9.31	\$69.83	\$9.31	\$11.00	24.00	11.00
2	16-30 miles	Miles	\$9.95	\$74.64	\$9.95	\$11.00	24.00	11.00
3	31-30 miles	Miles	\$10.60	\$74.26	\$10.60	\$11.00	24.00	11.00
4	61-90 miles	Miles	\$11.56	\$86.68	\$11.56	\$11.00	24.00	11.00
5	91-120 miles	Miles	\$12.78	\$95.82	\$12.78	\$12.00	28.00	12.00
B- Reduction by chipping and grinding								
6	1- Reduction of clean C&D by chipping and grinding and site management	Cubic Yard/Ton	\$5.08	\$25.36	\$5.08	\$6.00	24.00	6.00
2- Loading and transportation of ground clean C&D to final disposal site within Alachua County								
7	0-15 miles	Miles	\$4.81	\$28.90	\$4.81	\$6.00	24.00	6.00
8	16-30 miles	Miles	\$6.42	\$38.52	\$6.42	\$6.00	24.00	6.00

EXECUTIVE SUMMARY

RFP No. RFP 26-75

Annual Disaster Debris Removal, Reduction and Disposal Services

II. Clean C&D			Gaston Tree Debris Recycling, LLC			Grubbs Emergency Services, LLC		
Line Item	Description	Unit of Measure	Unit Cost	Price per Ton	Price Per Cubic Yard	Unit Cost	Price per Ton	Price Per Cubic Yard
9	31-60 miles	Miles	\$7.70	\$46.22	\$7.70	\$7.00	30.00	7.00
3- Loading and transportation of ground clean C&D to final disposal site outside Alachua County								
10	3- Loading and transportation of ground clean C&D to final disposal site outside Alachua County	Mile	\$0.14	\$0.71	\$0.14	\$6.00	28.00	6.00
Total			\$78.35			\$87.00		

II. CLEAN C&D (Table 5 of 6)

II. Clean C&D			Looks Great Services of MS, Inc.			Southern Disaster Recovery		
Line Item	Description	Unit of Measure	Unit Cost	Price per Ton	Price Per Cubic Yard	Unit Cost	Price per Ton	Price Per Cubic Yard
1- Pick up clean C&D from curbside and haul to designated DDMS site								
1	0-15 miles	Miles	\$71.20	\$62.30	\$8.90	\$8.25	49.50	8.25
2	16-30 miles	Miles	\$80.00	\$70.00	\$10.00	\$8.74	52.44	8.74
3	31-30 miles	Miles	\$90.40	\$79.10	\$11.30	\$9.45	56.70	9.45
4	61-90 miles	Miles	\$100.00	\$87.50	\$12.50	\$10.15	60.90	10.15
5	91-120 miles	Miles	\$112.00	\$98.00	\$14.00	\$10.45	62.70	10.45
B- Reduction by chipping and grinding								
6	1- Reduction of clean C&D by chipping and grinding and site management	Cubic Yard/Ton	\$21.20	\$18.55	\$2.65	\$6.30	37.50	6.30
2- Loading and transportation of ground clean C&D to final disposal site within Alachua County								
7	0-15 miles	Miles	\$129.20	\$109.80	\$19.40	\$13.50	67.50	13.50
8	16-30 miles	Miles	\$136.00	\$115.75	\$20.25	\$14.40	72.00	14.40
9	31-60 miles	Miles	\$145.20	\$123.80	\$21.40	\$15.25	76.25	15.25
3- Loading and transportation of ground clean C&D to final disposal site outside Alachua County								
10	3- Loading and transportation of ground clean C&D to final disposal site outside Alachua County	Mile	\$180.00	\$153.25	\$26.75	\$14.40	72.00	14.40
Total			\$1,065.20			\$110.89		

II. CLEAN C&D (Table 6 of 6)

EXECUTIVE SUMMARY

RFP No. RFP 26-75

Annual Disaster Debris Removal, Reduction and Disposal Services

II. Clean C&D			TFR Enterprises, Inc		
Line Item	Description	Unit of Measure	Unit Cost	Price per Ton	Price Per Cubic Yard
1- Pick up clean C&D from curbside and haul to designated DDMS site					
1	0-15 miles	Miles	\$0.85	8.00	.85
2	16-30 miles	Miles	\$0.85	8.00	.85
3	31-30 miles	Miles	\$0.85	8.00	.85
4	61-90 miles	Miles	\$0.85	8.00	.85
5	91-120 miles	Miles	\$0.85	8.00	.85
B- Reduction by chipping and grinding					
6	1- Reduction of clean C&D by chipping and grinding and site management	Cubic Yard/Ton	\$3.50	35.00	3.50
2- Loading and transportation of ground clean C&D to final disposal site within Alachua County					
7	0-15 miles	Miles	\$0.85	8.00	.85
8	16-30 miles	Miles	\$0.85	8.00	.85
9	31-60 miles	Miles	\$0.85	8.00	.85
3- Loading and transportation of ground clean C&D to final disposal site outside Alachua County					
10	3- Loading and transportation of ground clean C&D to final disposal site outside Alachua County	Mile	\$1.00	10.00	1.00
Total			\$11.30		

III- WHITE GOODS (Table 1 of 3)

III- White Goods			Aftermath Disaster Recovery, Inc.	AshBritt, Inc.	Ceres Environmental Services, Inc.	CrowderGulf Joint Venture, Inc.	DRC Emergency Services, LLC
Line Item	Description	Unit of Measure	Unit Cost	Unit Cost	Unit Cost	Unit Cost	Unit Cost
1	1- Pickup of white goods and transportation to the designated DDMS site	Each	\$50.00	\$65.00	\$40.00	\$40.00	\$40.00
2	2- Pickup of white goods and transportation to the Alachua County transfer station for final disposal by the county	Each	\$50.00	\$65.00	\$40.00	\$40.00	\$40.00
3- Pickup of white goods and transportation to a designated white good site outside of Alachua County							
3	0-15 miles/ each	Each	\$50.00	\$65.00	\$40.00	\$50.00	\$40.00

EXECUTIVE SUMMARY

RFP No. RFP 26-75

Annual Disaster Debris Removal, Reduction and Disposal Services

III- White Goods			Aftermath Disaster Recovery, Inc.	AshBritt, Inc.	Ceres Environmental Services, Inc.	CrowderGulf Joint Venture, Inc.	DRC Emergency Services, LLC
Line Item	Description	Unit of Measure	Unit Cost	Unit Cost	Unit Cost	Unit Cost	Unit Cost
4	16-30 miles/each	Each	\$50.00	\$85.00	\$45.00	\$55.00	\$45.00
5	31-60 miles/each	Each	\$50.00	\$105.00	\$52.00	\$65.00	\$50.00
6	61-90 miles/each	Each	\$60.00	\$125.00	\$58.00	\$75.00	\$60.00
7	91-120 miles/each	Each	\$70.00	\$175.00	\$65.00	\$95.00	\$70.00
8	4- Refrigerant recovery- remove and recover refrigerant from any white goods, such as refrigerators, freezers, or air conditioners, at a designated site or final disposal in accordance with all federal, state local rules, and regulations. (Per Unit)	Unit	\$45.00	\$70.00	\$60.00	\$40.00	\$30.00
Total			\$425.00	\$755.00	\$400.00	\$460.00	\$375.00

III- WHITE GOODS (Table 2 of 3)

III- White Goods			Dynamic Group, LLC	Gaston Tree Debris Recycling, LLC	Grubbs Emergency Services, LLC	Looks Great Services of MS, Inc.	Southern Disaster Recovery
Line Item	Description	Unit of Measure	Unit Cost	Unit Cost	Unit Cost	Unit Cost	Unit Cost
1	1- Pickup of white goods and transportation to the designated DDMS site	Each	\$45.00	\$64.20	\$25.00	\$40.00	\$35.00
2	2- Pickup of white goods and transportation to the Alachua County transfer station for final disposal by the county	Each	\$45.00	\$64.20	\$25.00	\$52.50	\$35.00
3- Pickup of white goods and transportation to a designated white good site outside of Alachua County							
3	0-15 miles/ each	Each	\$45.00	\$64.20	\$25.00	\$55.00	\$35.00
4	16-30 miles/each	Each	\$45.00	\$96.30	\$30.00	\$55.00	\$45.00
5	31-60 miles/each	Each	\$50.00	\$121.98	\$40.00	\$58.00	\$60.00
6	61-90 miles/each	Each	\$55.00	\$160.50	\$50.00	\$61.00	\$60.00
7	91-120 miles/each	Each	\$65.00	\$224.71	\$55.00	\$63.50	\$60.00
8	4- Refrigerant recovery- remove and recover refrigerant from any white goods, such as refrigerators, freezers, or air conditioners, at a designated site or final disposal in accordance with all federal, state local rules, and regulations. (Per Unit)	Unit	\$45.00	\$83.59	\$30.00	\$30.00	\$35.00

EXECUTIVE SUMMARY

RFP No. RFP 26-75

Annual Disaster Debris Removal, Reduction and Disposal Services

III- White Goods			Dynamic Group, LLC	Gaston Tree Debris Recycling, LLC	Grubbs Emergency Services, LLC	Looks Great Services of MS, Inc.	Southern Disaster Recovery
Line Item	Description	Unit of Measure	Unit Cost	Unit Cost	Unit Cost	Unit Cost	Unit Cost
Total			\$395.00	\$879.68	\$280.00	\$415.00	\$365.00

III- WHITE GOODS (Table 3 of 3)

III- White Goods			TFR Enterprises, Inc
Line Item	Description	Unit of Measure	Unit Cost
1	1- Pickup of white goods and transportation to the designated DDMS site	Each	\$35.00
2	2- Pickup of white goods and transportation to the Alachua County transfer station for final disposal by the county	Each	\$35.00
3- Pickup of white goods and transportation to a designated white good site outside of Alachua County			
3	0-15 miles/ each	Each	\$35.00
4	16-30 miles/each	Each	\$40.00
5	31-60 miles/each	Each	\$50.00
6	61-90 miles/each	Each	\$75.00
7	91-120 miles/each	Each	\$115.00
8	4- Refrigerant recovery- remove and recover refrigerant from any white goods, such as refrigerators, freezers, or air conditioners, at a designated site or final disposal in accordance with all federal, state local rules, and regulations. (Per Unit)	Unit	\$45.00
Total			\$430.00

V- DEMOLITION (Table 1 of 3)

V- Demolition			Aftermath Disaster Recovery, Inc.	AshBritt, Inc.	Ceres Environmental Services, Inc.	CrowderGulf Joint Venture, Inc.	DRC Emergency Services, LLC
Line Item	Description	Unit of Measure	Unit Cost	Unit Cost	Unit Cost	Unit Cost	Unit Cost
1	A- single story-frame structure, demolish and secure, site only (per square foot)	Square Foot	\$4.50	\$6.95	\$3.98	\$6.50	\$6.50

EXECUTIVE SUMMARY

RFP No. RFP 26-75

Annual Disaster Debris Removal, Reduction and Disposal Services

V- Demolition			Aftermath Disaster Recovery, Inc.	AshBritt, Inc.	Ceres Environmental Services, Inc.	CrowderGulf Joint Venture, Inc.	DRC Emergency Services, LLC
Line Item	Description	Unit of Measure	Unit Cost	Unit Cost	Unit Cost	Unit Cost	Unit Cost
2	B- two story-frame structure, demolish and secure, site only (per square foot)	Square Foot	\$4.50	\$7.95	\$6.78	\$7.50	\$7.50
3	C- single story-block structure, demolish and secure, site only (per square foot)	Square Foot	\$4.50	\$9.20	\$6.80	\$9.00	\$6.50
4	D- two story-block structure, demolish and secure, site only (per square foot)	Square Foot	\$4.50	\$10.45	\$11.90	\$10.00	\$8.50
5	E- additional stories, 3 stories and above, demolish and secure, site only (per square foot)	Square Foot	\$4.50	\$11.70	\$17.00	\$12.00	\$2.50
Total			\$22.50	\$46.25	\$46.46	\$45.00	\$31.50

V- DEMOLITION (Table 2 of 3)

V- Demolition			Dynamic Group, LLC	Gaston Tree Debris Recycling, LLC	Grubbs Emergency Services, LLC	Looks Great Services of MS, Inc.	Southern Disaster Recovery
Line Item	Description	Unit of Measure	Unit Cost	Unit Cost	Unit Cost	Unit Cost	Unit Cost
1	A- single story-frame structure, demolish and secure, site only (per square foot)	Square Foot	\$5.50	\$2.24	\$2.00	\$26.50	\$18.00
2	B- two story-frame structure, demolish and secure, site only (per square foot)	Square Foot	\$6.50	\$3.53	\$2.00	\$26.50	\$20.00
3	C- single story-block structure, demolish and secure, site only (per square foot)	Square Foot	\$7.50	\$2.51	\$2.00	\$26.50	\$20.00
4	D- two story-block structure, demolish and secure, site only (per square foot)	Square Foot	\$8.50	\$3.79	\$2.00	\$26.50	\$20.00
5	E- additional stories, 3 stories and above, demolish and secure, site only (per square foot)	Square Foot	\$5.50	\$0.58	\$3.00	\$26.50	\$23.00
Total			\$33.50	\$12.65	\$11.00	\$132.50	\$101.00

V- DEMOLITION (Table 3 of 3)

V- Demolition			TFR Enterprises, Inc
Line Item	Description	Unit of Measure	Unit Cost
1	A- single story-frame structure, demolish and secure, site only (per square foot)	Square Foot	\$11.95

EXECUTIVE SUMMARY

RFP No. RFP 26-75

Annual Disaster Debris Removal, Reduction and Disposal Services

V- Demolition			TFR Enterprises, Inc
Line Item	Description	Unit of Measure	Unit Cost
2	B- two story-frame structure, demolish and secure, site only (per square foot)	Square Foot	\$11.95
3	C- single story-block structure, demolish and secure, site only (per square foot)	Square Foot	\$12.95
4	D- two story-block structure, demolish and secure, site only (per square foot)	Square Foot	\$12.95
5	E- additional stories, 3 stories and above, demolish and secure, site only (per square foot)	Square Foot	\$14.95
Total			\$64.75

VI- TREE AND STUMP REMOVAL (Table 1 of 3)

VI- Tree and stump removal			Aftermath Disaster Recovery, Inc.	AshBritt, Inc.	Ceres Environmental Services, Inc.	CrowderGulf Joint Venture, Inc.	DRC Emergency Services, LLC
Line Item	Description	Unit of Measure	Unit Cost	Unit Cost	Unit Cost	Unit Cost	Unit Cost
A- storm damaged tree removal by diameter class. Locations with trees that can only be brought down via the "climbing method" over structures. Homes, buildings, utilities or public right of way (ROW). Contractor will remove identified trees that must be brought down using the climbing method, which can only be accomplished using the cut and drop method. Trees must be climbed and the fall area will allow for the cut and drop method							
1	6"> to 12" diameter	Diameter	\$95.00	\$175.00	\$150.00	\$250.00	\$230.00
2	12" to 23" diameter	Diameter	\$175.00	\$275.00	\$390.00	\$600.00	\$390.00
3	24" to 48" diameter	Diameter	\$315.00	\$395.00	\$790.00	\$800.00	\$500.00
4	48" and up diameter	Diameter	\$315.00	\$545.00	\$1,010.00	\$1,200.00	\$700.00
B- storm damaged tree removal by diameter class. Contractor will remove trees that can only be accessed via "mechanized equipment" (i.e. bucket trucks, skid steer loaders, log skidders, excavators, wheel loaders, etc.)							
5	6"> to 12" diameter	Diameter	\$95.00	\$175.00	\$100.00	\$150.00	\$115.00
6	12" to 23" diameter	Diameter	\$175.00	\$275.00	\$250.00	\$250.00	\$195.00
7	24" to 48" diameter	Diameter	\$315.00	\$395.00	\$300.00	\$350.00	\$250.00
8	48" and up diameter	Diameter	\$315.00	\$545.00	\$350.00	\$450.00	\$350.00
C- storm damaged tree removal by diameter class. Trees that are uprooted and felled in open areas with easy access or are fallen on already damaged structures. Price includes removal of tree and removal of debris to the curbside.							
9	6"> to 12" diameter	Diameter	\$95.00	\$175.00	\$100.00	\$150.00	\$65.00

EXECUTIVE SUMMARY

RFP No. RFP 26-75

Annual Disaster Debris Removal, Reduction and Disposal Services

VI- Tree and stump removal			Aftermath Disaster Recovery, Inc.	AshBritt, Inc.	Ceres Environmental Services, Inc.	CrowderGulf Joint Venture, Inc.	DRC Emergency Services, LLC
Line Item	Description	Unit of Measure	Unit Cost	Unit Cost	Unit Cost	Unit Cost	Unit Cost
10	12" to 23" diameter	Diameter	\$175.00	\$275.00	\$250.00	\$250.00	\$95.00
11	24" to 48" diameter	Diameter	\$315.00	\$395.00	\$300.00	\$350.00	\$125.00
12	48" and up diameter	Diameter	\$315.00	\$545.00	\$350.00	\$450.00	\$150.00
D- storm damaged tree removal by diameter class. Trees broken in two parts or snapped in half with debris not fallen on any dwelling or structure. Prices include flush cutting stump even with ground and removal of debris to the curb							
13	6"> to 12" diameter	Diameter	\$95.00	\$175.00	\$100.00	\$450.00	\$70.00
14	12" to 23" diameter	Diameter	\$175.00	\$275.00	\$250.00	\$800.00	\$90.00
15	24" to 48" diameter	Diameter	\$315.00	\$395.00	\$300.00	\$1,200.00	\$125.00
16	48" and up diameter	Diameter	\$315.00	\$545.00	\$350.00	\$1,800.00	\$150.00
E- storm damaged tree removal by diameter class. Trees broken in two parts or snapped in half with crown previously removed with a minimum of 10 foot of trunk still attached. Price included flush cutting stump even with ground and removal of trunk sections to the curb.							
17	6"> to 12" diameter	Diameter	\$95.00	\$175.00	\$100.00	\$150.00	\$70.00
18	12" to 23" diameter	Diameter	\$175.00	\$275.00	\$150.00	\$250.00	\$90.00
19	24" to 48" diameter	Diameter	\$315.00	\$395.00	\$200.00	\$350.00	\$125.00
20	48" and up diameter	Diameter	\$315.00	\$545.00	\$250.00	\$450.00	\$150.00
F- Storm damaged tree removal by diameter class. Trees that meet the above criteria but require "specialized equipment" (i.e. use of cranes to stabilize trees during removal)							
21	6"> to 12" diameter	Diameter	\$95.00	\$350.00	\$200.00	\$450.00	\$250.00
22	12" to 23" diameter	Diameter	\$175.00	\$550.00	\$500.00	\$800.00	\$350.00
23	24" to 48" diameter	Diameter	\$315.00	\$790.00	\$1,500.00	\$1,200.00	\$450.00
24	48" and up diameter	Diameter	\$315.00	\$1,090.00	\$2,400.00	\$1,800.00	\$650.00
G- storm damage incidental trimming to remove storm damaged and hazardous broken and hanging limbs no less than 2" in diameter							
25	6"> to 12" diameter	Diameter	\$95.00	\$95.00	\$100.00	\$150.00	\$88.50
26	12" to 23" diameter	Diameter	\$175.00	\$95.00	\$120.00	\$250.00	\$88.50
27	24" to 48" diameter	Diameter	\$315.00	\$95.00	\$150.00	\$350.00	\$88.50
28	48" and up diameter	Diameter	\$315.00	\$95.00	\$200.00	\$450.00	\$88.50
H- storm damage removal of uprooted stumps related to storm damage							

EXECUTIVE SUMMARY

RFP No. RFP 26-75

Annual Disaster Debris Removal, Reduction and Disposal Services

VI- Tree and stump removal			Aftermath Disaster Recovery, Inc.	AshBritt, Inc.	Ceres Environmental Services, Inc.	CrowderGulf Joint Venture, Inc.	DRC Emergency Services, LLC
Line Item	Description	Unit of Measure	Unit Cost	Unit Cost	Unit Cost	Unit Cost	Unit Cost
29	6"> to 12" diameter	Diameter	\$275.00	\$125.00	\$200.00	\$90.00	\$25.00
30	12" to 23" diameter	Diameter	\$275.00	\$225.00	\$350.00	\$150.00	\$50.00
31	24" to 48" diameter	Diameter	\$275.00	\$315.00	\$450.00	\$300.00	\$225.00
32	48" and up diameter	Diameter	\$400.00	\$595.00	\$550.00	\$450.00	\$325.00
I- storm damage placement of fill after removal of uprooted stumps related to storm damage							
33	per cubic yard	Cubic Yard	\$62.00	\$19.00	\$29.00	\$24.00	\$0.01
J- storm damage removal of palm trees							
34	Storm damage removal of palm trees - Each	Each	\$175.00	\$155.00	\$200.00	\$150.00	\$200.00
K- storm damage removal of fallen wooden light or utility poles (with all wires already removed)							
35	Storm damage removal of fallen wooden light or utility poles (with all wires already removed)	Each	\$175.00	\$95.00	\$200.00	\$600.00	\$100.00
Total			\$7,937.00	\$11,639.00	\$13,189.00	\$17,914.00	\$7,014.01

VI- TREE AND STUMP REMOVAL (Table 2 of 3)

VI- Tree and stump removal			Dynamic Group, LLC	Gaston Tree Debris Recycling, LLC	Grubbs Emergency Services, LLC	Looks Great Services of MS, Inc.	Southern Disaster Recovery
Line Item	Description	Unit of Measure	Unit Cost	Unit Cost	Unit Cost	Unit Cost	Unit Cost
A- storm damaged tree removal by diameter class. Locations with trees that can only be brought down via the "climbing method" over structures. Homes, buildings, utilities or public right of way (ROW). Contractor will remove identified trees that must be brought down using the climbing method, which can only be accomplished using the cut and drop method. Trees must be climbed and the fall area will allow for the cut and drop method							
1	6"> to 12" diameter	Diameter	\$350.00	\$83.46	\$100.00	\$175.00	\$213.00
2	12" to 23" diameter	Diameter	\$700.00	\$121.98	\$150.00	\$275.00	\$275.00
3	24" to 48" diameter	Diameter	\$1,050.00	\$250.38	\$200.00	\$375.00	\$425.00
4	48" and up diameter	Diameter	\$1,500.00	\$301.74	\$300.00	\$500.00	\$685.00
B- storm damaged tree removal by diameter class. Contractor will remove trees that can only be accessed via "mechanized equipment" (i.e. bucket trucks, skid steer loaders, log skidders, excavators, wheel loaders, etc.)							
5	6"> to 12" diameter	Diameter	\$200.00	\$83.46	\$100.00	\$175.00	\$113.00

EXECUTIVE SUMMARY

RFP No. RFP 26-75

Annual Disaster Debris Removal, Reduction and Disposal Services

VI- Tree and stump removal			Dynamic Group, LLC	Gaston Tree Debris Recycling, LLC	Grubbs Emergency Services, LLC	Looks Great Services of MS, Inc.	Southern Disaster Recovery
Line Item	Description	Unit of Measure	Unit Cost	Unit Cost	Unit Cost	Unit Cost	Unit Cost
6	12" to 23" diameter	Diameter	\$200.00	\$160.50	\$150.00	\$275.00	\$155.00
7	24" to 48" diameter	Diameter	\$200.00	\$321.00	\$250.00	\$375.00	\$356.00
8	48" and up diameter	Diameter	\$200.00	\$378.78	\$325.00	\$500.00	\$465.00
C- storm damaged tree removal by diameter class. Trees that are uprooted and felled in open areas with easy access or are fallen on already damaged structures. Price includes removal of tree and removal of debris to the curbside.							
9	6"> to 12" diameter	Diameter	\$200.00	\$83.46	\$150.00	\$175.00	\$113.00
10	12" to 23" diameter	Diameter	\$200.00	\$121.98	\$200.00	\$275.00	\$255.00
11	24" to 48" diameter	Diameter	\$200.00	\$224.70	\$250.00	\$375.00	\$350.00
12	48" and up diameter	Diameter	\$200.00	\$255.52	\$300.00	\$500.00	\$465.00
D- storm damaged tree removal by diameter class. Trees broken in two parts or snapped in half with debris not fallen on any dwelling or structure. Prices include flush cutting stump even with ground and removal of debris to the curb							
13	6"> to 12" diameter	Diameter	\$200.00	\$83.46	\$150.00	\$175.00	\$113.00
14	12" to 23" diameter	Diameter	\$400.00	\$121.98	\$200.00	\$275.00	\$155.00
15	24" to 48" diameter	Diameter	\$600.00	\$224.70	\$250.00	\$375.00	\$285.00
16	48" and up diameter	Diameter	\$800.00	\$255.52	\$300.00	\$500.00	\$465.00
E- storm damaged tree removal by diameter class. Trees broken in two parts or snapped in half with crown previously removed with a minimum of 10 foot of trunk still attached. Price included flush cutting stump even with ground and removal of trunk sections to the curb.							
17	6"> to 12" diameter	Diameter	\$200.00	\$83.46	\$150.00	\$175.00	\$95.00
18	12" to 23" diameter	Diameter	\$200.00	\$96.30	\$200.00	\$275.00	\$125.00
19	24" to 48" diameter	Diameter	\$200.00	\$121.98	\$275.00	\$375.00	\$225.00
20	48" and up diameter	Diameter	\$200.00	\$160.50	\$325.00	\$500.00	\$400.00
F- Storm damaged tree removal by diameter class. Trees that meet the above criteria but require "specialized equipment" (i.e. use of cranes to stabilize trees during removal)							
21	6"> to 12" diameter	Diameter	\$400.00	\$83.46	\$200.00	\$175.00	\$213.00
22	12" to 23" diameter	Diameter	\$800.00	\$288.90	\$250.00	\$350.00	\$425.00
23	24" to 48" diameter	Diameter	\$1,200.00	\$481.50	\$300.00	\$475.00	\$625.00
24	48" and up diameter	Diameter	\$1,600.00	\$609.90	\$350.00	\$575.00	\$875.00

EXECUTIVE SUMMARY

RFP No. RFP 26-75

Annual Disaster Debris Removal, Reduction and Disposal Services

VI- Tree and stump removal			Dynamic Group, LLC	Gaston Tree Debris Recycling, LLC	Grubbs Emergency Services, LLC	Looks Great Services of MS, Inc.	Southern Disaster Recovery
Line Item	Description	Unit of Measure	Unit Cost	Unit Cost	Unit Cost	Unit Cost	Unit Cost
G- storm damage incidental trimming to remove storm damaged and hazardous broken and hanging limbs no less than 2" in diameter							
25	6"> to 12" diameter	Diameter	\$75.00	\$64.20	\$75.00	\$85.00	\$115.00
26	12" to 23" diameter	Diameter	\$85.00	\$83.46	\$100.00	\$85.00	\$115.00
27	24" to 48" diameter	Diameter	\$85.00	\$96.30	\$150.00	\$85.00	\$115.00
28	48" and up diameter	Diameter	\$85.00	\$120.00	\$175.00	\$85.00	\$115.00
H- storm damage removal of uprooted stumps related to storm damage							
29	6"> to 12" diameter	Diameter	\$200.00	\$96.30	\$100.00	\$125.00	\$95.00
30	12" to 23" diameter	Diameter	\$350.00	\$134.82	\$200.00	\$150.00	\$220.00
31	24" to 48" diameter	Diameter	\$550.00	\$250.38	\$300.00	\$375.00	\$295.00
32	48" and up diameter	Diameter	\$750.00	\$288.90	\$400.00	\$500.00	\$450.00
I- storm damage placement of fill after removal of uprooted stumps related to storm damage							
33	per cubic yard	Cubic Yard	\$15.00	\$19.26	\$10.00	\$1.00	\$17.00
J- storm damage removal of palm trees							
34	Storm damage removal of palm trees - Each	Each	\$350.00	\$64.20	\$300.00	\$125.00	\$225.00
K- storm damage removal of fallen wooden light or utility poles (with all wires already removed)							
35	Storm damage removal of fallen wooden light or utility poles (with all wires already removed)	Each	\$150.00	\$64.20	\$100.00	\$450.00	\$195.00
Total			\$14,695.00	\$6,280.64	\$7,335.00	\$10,266.00	\$9,828.00

VI- TREE AND STUMP REMOVAL (Table 3 of 3)

VI- Tree and stump removal			TFR Enterprises, Inc
Line Item	Description	Unit of Measure	Unit Cost
A- storm damaged tree removal by diameter class. Locations with trees that can only be brought down via the "climbing method" over structures. Homes, buildings, utilities or public right of way (ROW). Contractor will remove identified trees that must be brought down using the climbing method, which can only be accomplished using the cut and drop method. Trees must be climbed and the fall area will allow for the cut and drop method			
1	6"> to 12" diameter	Diameter	\$150.00

EXECUTIVE SUMMARY

RFP No. RFP 26-75

Annual Disaster Debris Removal, Reduction and Disposal Services

VI- Tree and stump removal			TFR Enterprises, Inc
Line Item	Description	Unit of Measure	Unit Cost
2	12" to 23" diameter	Diameter	\$250.00
3	24" to 48" diameter	Diameter	\$395.00
4	48" and up diameter	Diameter	\$525.00
B- storm damaged tree removal by diameter class. Contractor will remove trees that can only be accessed via "mechanized equipment" (i.e. bucket trucks, skid steer loaders, log skidders, excavators, wheel loaders, etc.)			
5	6"> to 12" diameter	Diameter	\$150.00
6	12" to 23" diameter	Diameter	\$250.00
7	24" to 48" diameter	Diameter	\$395.00
8	48" and up diameter	Diameter	\$525.00
C- storm damaged tree removal by diameter class. Trees that are uprooted and felled in open areas with easy access or are fallen on already damaged structures. Price includes removal of tree and removal of debris to the curbside.			
9	6"> to 12" diameter	Diameter	\$150.00
10	12" to 23" diameter	Diameter	\$250.00
11	24" to 48" diameter	Diameter	\$395.00
12	48" and up diameter	Diameter	\$525.00
D- storm damaged tree removal by diameter class. Trees broken in two parts or snapped in half with debris not fallen on any dwelling or structure. Prices include flush cutting stump even with ground and removal of debris to the curb			
13	6"> to 12" diameter	Diameter	\$150.00
14	12" to 23" diameter	Diameter	\$250.00
15	24" to 48" diameter	Diameter	\$395.00
16	48" and up diameter	Diameter	\$525.00
E- storm damaged tree removal by diameter class. Trees broken in two parts or snapped in half with crown previously removed with a minimum of 10 foot of trunk still attached. Price included flush cutting stump even with ground and removal of trunk sections to the curb.			
17	6"> to 12" diameter	Diameter	\$150.00

EXECUTIVE SUMMARY

RFP No. RFP 26-75

Annual Disaster Debris Removal, Reduction and Disposal Services

VI- Tree and stump removal			TFR Enterprises, Inc
Line Item	Description	Unit of Measure	Unit Cost
18	12" to 23" diameter	Diameter	\$250.00
19	24" to 48" diameter	Diameter	\$395.00
20	48" and up diameter	Diameter	\$525.00
F- Storm damaged tree removal by diameter class. Trees that meet the above criteria but require "specialized equipment" (i.e. use of cranes to stabilize trees during removal)			
21	6" to 12" diameter	Diameter	\$150.00
22	12" to 23" diameter	Diameter	\$250.00
23	24" to 48" diameter	Diameter	\$395.00
24	48" and up diameter	Diameter	\$525.00
G- storm damage incidental trimming to remove storm damaged and hazardous broken and hanging limbs no less than 2" in diameter			
25	6" to 12" diameter	Diameter	\$95.00
26	12" to 23" diameter	Diameter	\$100.00
27	24" to 48" diameter	Diameter	\$105.00
28	48" and up diameter	Diameter	\$110.00
H- storm damage removal of uprooted stumps related to storm damage			
29	6" to 12" diameter	Diameter	\$275.00
30	12" to 23" diameter	Diameter	\$275.00
31	24" to 48" diameter	Diameter	\$375.00
32	48" and up diameter	Diameter	\$475.00
I- storm damage placement of fill after removal of uprooted stumps related to storm damage			
33	per cubic yard	Cubic Yard	\$27.00
J- storm damage removal of palm trees			
34	Storm damage removal of palm trees - Each	Each	\$375.00
K- storm damage removal of fallen wooden light or utility poles (with all wires already removed)			

EXECUTIVE SUMMARY

RFP No. RFP 26-75

Annual Disaster Debris Removal, Reduction and Disposal Services

VI- Tree and stump removal			TFR Enterprises, Inc
Line Item	Description	Unit of Measure	Unit Cost
35	Storm damage removal of fallen wooden light or utility poles (with all wires already removed)	Each	\$15.00
Total			\$10,147.00

VII- HOURLY RATE FEE SCHEDULE EQUIPMENT (Table 1 of 6)

VII- Hourly Rate Fee Schedule Equipment			Aftermath Disaster Recovery, Inc.			AshBritt, Inc.		
Line Item	Description	Unit of Measure	Unit Cost	Daily	Weekly	Unit Cost	Daily	Weekly
1	Aerial lift, self-propelled max. platform height 37ft to 15 articulated	each	\$500.00	500		\$539.40	\$539.40	\$3,236.40
2	Aerial lift, self-propelled max. platform height 37ft to 15 telescoping	each	\$500.00	500		\$639.40	\$639.40	\$3,836.40
3	Aerial lift, self-propelled max. platform height 37ft to 15 scissor	each	\$500.00	500		\$664.40	\$664.40	\$3,986.40
4	Aerial lift, self-propelled max. platform height 60ft to 30 articulated	each	\$600.00	600		\$689.40	\$689.40	\$4,136.40
5	Aerial lift, self-propelled max. platform height 60ft to 30 telescoping	each	\$600.00	600		\$714.40	\$714.40	\$4,286.40
6	Aerial lift, self-propelled max. platform height 60ft to 30 scissor	each	\$600.00	600		\$739.40	\$739.40	\$4,436.40
7	Aerial lift, self-propelled max. platform height 70ft to 50 articulated	each	\$750.00	750		\$764.40	\$764.40	\$4,586.40
8	Aerial lift, self-propelled max. platform height 70ft to 50 telescoping	each	\$750.00	750		\$789.40	\$789.40	\$4,736.40
9	Aerial lift, self-propelled max. platform height 70ft to 50 scissor	each	\$750.00	750		\$814.40	\$814.40	\$4,886.40
10	Aerial lift, self-propelled max. platform height 125ft to 85 articulated	each	\$950.00	950		\$839.40	\$839.40	\$5,036.40
11	Aerial lift, self-propelled max. platform height 125ft to 85 telescoping	each	\$950.00	950		\$864.40	\$864.40	\$5,186.40

EXECUTIVE SUMMARY

RFP No. RFP 26-75

Annual Disaster Debris Removal, Reduction and Disposal Services

VII- Hourly Rate Fee Schedule Equipment			Aftermath Disaster Recovery, Inc.			AshBritt, Inc.		
Line Item	Description	Unit of Measure	Unit Cost	Daily	Weekly	Unit Cost	Daily	Weekly
12	Aerial lift, self-propelled max. platform height 125ft to 85 scissor	each	\$950.00	950		\$889.40	\$889.40	\$5,336.40
13	Aerial lift, self-propelled max. platform height 150ft to 130 articulated	each	\$1,100.00	1100		\$914.40	\$914.40	\$5,486.40
14	Aerial lift, self-propelled max. platform height 150ft to 130 telescoping	each	\$1,100.00	1100		\$1,085.50	\$1,085.50	\$6,513.00
15	Aerial lift, self-propelled max. platform height 150ft to 130	each	\$1,100.00	1100		\$1,085.50	\$1,085.50	\$6,513.00
16	Aerial lift, truck mounted max. platform height 25ft articulated	each	\$600.00	600		\$1,168.40	\$1,168.70	\$7,012.20
17	Aerial lift, truck mounted max. platform height 25ft telescoping	each	\$600.00	600		\$1,168.70	\$1,168.70	\$7,012.20
18	Aerial lift, truck mounted max. platform height 50ft articulated	each	\$750.00	750		\$1,335.10	\$1,335.10	\$8,010.60
19	Aerial lift, truck mounted max. platform height 50ft telescoping	each	\$750.00	750		\$1,335.10	\$1,335.10	\$8,010.60
20	Aerial lift, truck mounted max. platform height 75ft articulated	each	\$900.00	900		\$1,418.30	\$1,418.30	\$8,509.80
21	Aerial lift, truck mounted max. platform height 75ft telescoping	each	\$900.00	900		\$1,418.30	\$1,418.30	\$8,509.80
22	Aerial lift, truck mounted max. platform height 100ft articulated	each	\$1,100.00	1100		\$1,586.00	\$1,586.00	\$9,516.00
23	Aerial lift, truck mounted max. platform height 100ft telescoping	each	\$1,100.00	1100		\$1,586.00	\$1,586.00	\$9,516.00
24	Air compressor air delivery 41cfm to 10 hoses incl.	each	\$175.00	175		\$132.60	\$132.60	\$795.60
25	Air compressor air delivery 103cfm to 30 hoses incl.	each	\$175.00	175		\$174.20	\$174.20	\$1,045.20
26	Air compressor air delivery 130cfm to 50 hoses incl.	each	\$275.00	275		\$187.20	\$187.20	\$1,123.20

EXECUTIVE SUMMARY

RFP No. RFP 26-75

Annual Disaster Debris Removal, Reduction and Disposal Services

VII- Hourly Rate Fee Schedule Equipment			Aftermath Disaster Recovery, Inc.			AshBritt, Inc.		
Line Item	Description	Unit of Measure	Unit Cost	Daily	Weekly	Unit Cost	Daily	Weekly
27	Air compressor air delivery 175cfm to 90 hoses incl.	each	\$375.00	375		\$400.40	\$400.40	\$2,402.40
28	Air compressor air delivery 400cf to 145 hoses incl.	each	\$500.00	500		\$582.67	\$582.67	\$3,496.00
29	Air compressor air delivery 575cfm to 230 hoses incl.	each	\$500.00	500		\$976.00	\$976.00	\$5,856.00
30	Air compressor air delivery 1100cfm to 355 hoses incl.	each	\$600.00	600		\$1,001.33	\$1,001.33	\$6,008.00
31	Air compressor air delivery 1600cfm to 500 hoses incl.	each	\$750.00	750		\$1,677.33	\$1,677.33	\$10,064.00
32	Air curtain burner to 50 in ground	each	\$1,000.00	1000		\$890.67	\$890.67	\$5,344.00
33	Air curtain burner to 75 in ground	each	\$1,000.00	1000		\$1,113.33	\$1,113.33	\$6,680.00
34	Air curtain burner to 100 in ground	each	\$1,250.00	1250		\$1,454.67	\$1,454.67	\$8,728.00
35	Air curtain burner to 50 above ground	each	\$1,000.00	1000		\$1,284.00	\$1,284.00	\$7,704.00
36	Air curtain burner to 75 above ground	each	\$1,000.00	1000		\$1,454.67	\$1,454.67	\$8,728.00
37	Air curtain burner to 100 above ground	each	\$1,250.00	1250		\$1,626.67	\$1,626.67	\$9,760.00
38	Auger, portable hole diameter 16 in to 6	each	\$175.00	175		\$25.68	\$25.68	\$154.08
39	Auger, portable hole diameter 18 in to 13	each	\$175.00	175		\$37.09	\$37.09	\$222.56
40	Auger, Tractor mounted max. auger dia 36 in to 13 incl. digger boom and mounting hardware	each	\$350.00	350		\$513.33	\$513.33	\$3,080.00
41	Auger, Tractor mounted max. auger size 24 in to 100 guardrail post driver	each	\$350.00	350		\$586.67	\$586.67	\$3,520.00
42	Board, arrow to 8 trailer mount	each	\$250.00	250		\$107.00	\$107.00	\$642.00
43	Board, message to 5 trailer mount	each	\$300.00	300		\$178.67	\$178.67	\$1,072.00
44	Breaker, pavement to 70	each	\$400.00	400		\$612.00	\$612.00	\$3,672.00

EXECUTIVE SUMMARY

RFP No. RFP 26-75

Annual Disaster Debris Removal, Reduction and Disposal Services

VII- Hourly Rate Fee Schedule Equipment			Aftermath Disaster Recovery, Inc.			AshBritt, Inc.		
Line Item	Description	Unit of Measure	Unit Cost	Daily	Weekly	Unit Cost	Daily	Weekly
45	Breaker, pavement to 105	each	\$450.00	450		\$668.75	\$668.75	\$4,012.50
46	Breaker, pavement to 137	each	\$450.00	450		\$870.00	\$870.00	\$5,220.00
47	Broom, pavement broom length 72in to 20	each	\$700.00	700		\$211.25	\$211.25	\$1,267.50
48	Broom, pavement broom length 84in to 45	each	\$700.00	700		\$246.25	\$246.25	\$1,477.50
49	Broom, pavement broom length 96in to 100	each	\$700.00	700		\$352.50	\$352.50	\$2,115.00
50	Broom, pavement mounted broom length 72in to 18	each	\$700.00	700		\$176.25	\$176.25	\$1,057.50
51	Broom, pavement pull broom length 84in to 20	each	\$700.00	700		\$267.50	\$267.50	\$1,605.00
52	Bucket, clamshell capacity 1.0cy incl. teeth	each	\$300.00	300		\$80.25	\$80.25	\$481.50
53	Bucket, clamshell capacity 2.5cy incl. teeth	each	\$400.00	400		\$120.00	\$120.00	\$720.00
54	Bucket, clamshell capacity 5.0cy incl. teeth	each	\$500.00	500		\$225.00	\$225.00	\$1,350.00
55	Bucket, clamshell capacity 7.5cy incl. teeth	each	\$700.00	700		\$321.25	\$321.25	\$1,927.50
56	Bucket, dragline capacity 2.0cy	each	\$800.00	800		\$192.50	\$192.50	\$1,155.00
57	Bucket, dragline capacity 5.0cy	each	\$800.00	800		\$401.25	\$401.25	\$2,407.50
58	Bucket, dragline capacity 10cy	each	\$800.00	800		\$641.25	\$641.25	\$3,847.50
59	Bucket, dragline capacity 14cy	each	\$800.00	800		\$770.00	\$770.00	\$4,620.00
60	Chain saw bar length 16in	each	\$50.00	50		\$33.75	\$33.75	\$202.50
61	Chain saw bar length 25in	each	\$55.00	55		\$52.50	\$52.50	\$315.00
62	Chain saw, pole bar size 18in	each	\$120.00	120		\$27.50	\$27.50	\$165.00
63	Chipper, brush chipping cap. 6in to 35 trailer mount	each	\$600.00	600		\$770.00	\$770.00	\$4,620.00
64	Chipper, brush chipping cap. 12in to 65 trailer mount	each	\$850.00	850		\$882.50	\$882.50	\$5,295.00

EXECUTIVE SUMMARY

RFP No. RFP 26-75

Annual Disaster Debris Removal, Reduction and Disposal Services

VII- Hourly Rate Fee Schedule Equipment			Aftermath Disaster Recovery, Inc.			AshBritt, Inc.		
Line Item	Description	Unit of Measure	Unit Cost	Daily	Weekly	Unit Cost	Daily	Weekly
65	chipper, brush chipping cap. 16in to 100 trailer mount	each	\$1,350.00	1350		\$1,043.75	\$1,043.75	\$6,262.50
66	chipper, brush chipping cap. 18in to 125 trailer mount	each	\$1,600.00	1600		\$1,203.75	\$1,203.75	\$7,222.50
67	chipper, brush chipping cap. 18in to 200 trailer mount	each	\$3,100.00	3100		\$1,283.75	\$1,283.75	\$7,702.50
68	chipper, brush chipping cap. 19in to 300 trailer mount	each	\$3,600.00	3600		\$1,605.00	\$1,605.00	\$9,630.00
69	chipper, brush chipping cap. 19in to 450 trailer mount	each	\$4,500.00	4500		\$1,926.25	\$1,926.25	\$11,557.50
70	chipper, brush to 650 trailer mount	each	\$4,500.00	4500		\$3,130.00	\$3,130.00	\$18,780.00
71	clamshell & dragline to 100 bucket not incl	each	\$1,500.00	1500		\$1,672.50	\$1,672.50	\$10,035.00
72	clamshell & dragline to 155 bucket not incl	each	\$1,700.00	1700		\$2,247.50	\$2,247.50	\$13,485.00
73	clamshell & dragline to 235 bucket not incl	each	\$2,200.00	2200		\$3,210.00	\$3,210.00	\$19,260.00
74	clamshell & dragline to 350 bucket not incl	each	\$2,200.00	2200		\$4,012.00	\$4,012.50	\$24,075.00
75	clamshell & dragline to 530 bucket not incl	each	\$3,200.00	3200		\$4,815.00	\$4,815.00	\$28,890.00
76	clamshell & dragline to 800 bucket not incl	each	\$3,200.00	3200		\$7,222.50	\$7,222.50	\$43,335.00
77	cleaner, sewer/catch basin hopper cap. 5 cy truck mount	each	\$2,000.00	2000		\$720.00	\$720.00	\$4,320.00
78	cleaner, sewer/catch basin hopper cap. 14 cy truck mount	each	\$4,000.00	4000		\$990.00	\$990.00	\$5,940.00
79	compactor to 10	each	\$950.00	950		\$540.00	\$540.00	\$3,240.00
80	compactor to 45	each	\$950.00	950		\$867.00	\$867.00	\$5,202.00
81	compactor to 75	each	\$950.00	950		\$1,260.00	\$1,260.00	\$7,560.00
82	compactor to 150	each	\$950.00	950		\$1,590.00	\$1,590.00	\$9,540.00
83	compactor to 235	each	\$1,250.00	1250		\$2,400.00	\$2,400.00	\$14,400.00
84	compactor to 335	each	\$1,250.00	1250		\$4,208.31	\$4,208.31	\$25,249.86

EXECUTIVE SUMMARY

RFP No. RFP 26-75

Annual Disaster Debris Removal, Reduction and Disposal Services

VII- Hourly Rate Fee Schedule Equipment			Aftermath Disaster Recovery, Inc.			AshBritt, Inc.		
Line Item	Description	Unit of Measure	Unit Cost	Daily	Weekly	Unit Cost	Daily	Weekly
85	compactor to 535	each	\$1,250.00	1250		\$4,500.00	\$4,500.00	\$27,000.00
86	compactor, towed to 15	each	\$950.00	950		\$2,805.54	\$2,805.54	\$16,833.24
87	compactor, towed to 50	each	\$1,250.00	1250		\$3,005.54	\$3,005.54	\$18,033.24
88	compactor, towed to 100	each	\$1,250.00	1250		\$3,205.54	\$3,205.54	\$19,233.24
89	crane max lift 8 mt to 80	each	\$1,100.00	1100		\$3,405.54	\$3,405.54	\$20,433.24
90	crane max lift 15 mt to 150	each	\$1,750.00	1750		\$3,605.54	\$3,605.54	\$21,633.24
91	crane max lift 27 mt to 200	each	\$1,750.00	1750		\$3,805.54	\$3,805.54	\$22,833.24
92	crane max lift 45 mt to 300	each	\$1,950.00	1950		\$4,005.54	\$4,005.54	\$24,033.24
93	crane max lift 70 mt to 350	each	\$3,100.00	3100		\$4,205.54	\$4,205.54	\$25,233.24
94	crane max lift 110 mt to 450	each	\$4,100.00	4100		\$4,405.54	\$4,405.54	\$26,433.24
95	crane, truck mount max lift 17600lbs	each	\$900.00	900		\$2,945.82	\$2,945.82	\$17,674.90
96	crane, truck mount max lift 33000lbs	each	\$1,250.00	1250		\$3,245.82	\$3,245.82	\$19,474.90
97	crane, truck mount max lift 60000lbs	each	\$1,500.00	1500		\$3,545.82	\$3,545.82	\$21,274.90
98	crane, truck mount max lift 120000lbs	each	\$2,250.00	2250		\$3,845.82	\$3,845.82	\$23,074.90
99	cutter, brush cutter size 8ft to 150	each	\$150.00	150		\$4,145.82	\$4,145.82	\$24,874.90
101	cutter, brush cutter size 8ft to 190	each	\$150.00	150		\$4,445.82	\$4,445.82	\$26,674.90
102	cutter, brush cutter size 10ft to 245	each	\$150.00	150		\$4,745.82	\$4,745.82	\$28,474.90
103	distributor, asphalt tank cap 500 gal truck mount incl. burners insulated tank circul. Spray bar	each	\$800.00	800		\$3,745.00	\$3,745.00	\$22,470.00
104	distributor, asphalt tank cap 1000 gal truck mount incl. burners insulated tank circul. Spray bar	each	\$1,200.00	1200		\$4,045.00	\$4,045.00	\$24,270.00
105	dozer, crawler, to 65	each	\$950.00	950		\$3,456.92	\$3,456.92	\$20,741.54
106	dozer, crawler, to 105	each	\$950.00	950		\$3,556.92	\$3,556.92	\$21,341.54

EXECUTIVE SUMMARY

RFP No. RFP 26-75

Annual Disaster Debris Removal, Reduction and Disposal Services

VII- Hourly Rate Fee Schedule Equipment			Aftermath Disaster Recovery, Inc.			AshBritt, Inc.		
Line Item	Description	Unit of Measure	Unit Cost	Daily	Weekly	Unit Cost	Daily	Weekly
107	dozer, crawler, to 160	each	\$1,300.00	1300		\$3,656.92	\$3,656.92	\$21,941.54
108	dozer, crawler, to 245	each	\$1,600.00	1600		\$3,756.92	\$3,756.92	\$22,541.54
109	dozer, crawler, to 375	each	\$1,600.00	1600		\$3,856.92	\$3,856.92	\$23,141.54
110	dozer, crawler, to 565	each	\$1,850.00	1850		\$3,956.92	\$3,956.92	\$23,741.54
111	dozer, crawler, to 850	each	\$1,850.00	1850		\$4,056.92	\$4,056.92	\$24,341.54
112	dozer, wheel, to 260	each	\$1,500.00	1500		\$4,156.92	\$4,156.92	\$24,941.54
113	dozer, wheel, to 335	each	\$1,600.00	1600		\$4,256.92	\$4,256.92	\$25,541.54
114	dozer, wheel, to 445	each	\$1,750.00	1750		\$4,356.92	\$4,356.92	\$26,141.54
115	dozer, wheel, to 615	each	\$2,000.00	2000		\$4,456.92	\$4,456.92	\$26,741.54
116	Excavator, hydraulic bucket cap 0.5cy to 45 crawler, truck & wheel incl. bucket	each	\$1,000.00	1000		\$1,797.60	\$1,797.60	\$10,785.60
117	Excavator, hydraulic bucket cap 1.0cy to 90 crawler, truck & wheel incl. bucket	each	\$1,125.00	1125		\$1,997.60	\$1,997.60	\$11,985.60
118	Excavator, hydraulic bucket cap 1.5cy to 160 crawler, truck & wheel incl. bucket	each	\$1,300.00	1300		\$2,197.60	\$2,197.60	\$13,185.60
119	Excavator, hydraulic bucket cap 2.5cy to 265 crawler, truck & wheel incl. bucket	each	\$1,450.00	1450		\$2,397.60	\$2,397.60	\$14,385.60
120	Excavator, hydraulic bucket cap 4.5cy to 420 crawler, truck & wheel incl. bucket	each	\$1,600.00	1600		\$2,597.60	\$2,597.60	\$15,585.60
121	Excavator, hydraulic bucket cap 12cy to 1000 crawler, truck & wheel incl. bucket	each	\$2,000.00	2000		\$2,797.60	\$2,797.60	\$16,785.60
122	Fork lift capacity 6000lbs to 60	each	\$800.00	800		\$1,123.50	\$1,123.50	\$6,741.00
123	Fork lift capacity 12000lbs to 90	each	\$900.00	900		\$1,323.50	\$1,323.50	\$7,941.00
124	Fork lift capacity 18000lbs to 140	each	\$1,000.00	1000		\$1,523.50	\$1,523.50	\$9,141.00
125	Fork lift capacity 50000lbs to 215	each	\$1,850.00	1850		\$1,723.50	\$1,723.50	\$10,341.00

EXECUTIVE SUMMARY

RFP No. RFP 26-75

Annual Disaster Debris Removal, Reduction and Disposal Services

VII- Hourly Rate Fee Schedule Equipment			Aftermath Disaster Recovery, Inc.			AshBritt, Inc.		
Line Item	Description	Unit of Measure	Unit Cost	Daily	Weekly	Unit Cost	Daily	Weekly
126	Generator prime output 5.5kw to 10	each	\$275.00	275		\$860.65	\$860.65	\$2,730.32
127	Generator prime output 16kw to 25	each	\$350.00	350		\$1,098.07	\$1,098.07	\$3,383.23
128	Generator prime output 43kw to 65	each	\$500.00	500		\$1,750.97	\$1,750.97	\$7,063.23
129	Generator prime output 85kw to 125	each	\$650.00	650		\$2,849.03	\$2,849.03	\$9,615.49
130	Generator prime output 140kw to 200	each	\$900.00	900		\$3,863.90	\$3,863.90	\$14,455.60
131	Generator prime output 210kw to 300	each	\$1,250.00	1250		\$4,748.39	\$4,748.39	\$16,025.82
132	Generator prime output 280kw to 400	each	\$1,600.00	1600		\$7,122.59	\$7,122.59	\$27,600.02
133	Generator prime output 350kw to 500	each	\$2,000.00	2000		\$7,122.59	\$7,122.59	\$27,600.02
134	Generator prime output 530kw to 750	each	\$2,700.00	2700		\$9,712.60	\$9,712.60	\$33,994.10
135	Generator prime output 710kw to 1000	each	\$3,300.00	3300		\$15,286.11	\$15,286.11	\$53,501.39
136	Generator prime output 1100kw to 1500	each	\$4,400.00	4400		\$19,274.55	\$19,274.55	\$67,460.93
137	Generator prime output 1500kw to 2000	each	\$5,800.00	5800		\$21,961.31	\$21,961.31	\$77,754.90
138	Generator prime output 1900kw to 2500	each	\$7,200.00	7200		\$28,549.70	\$28,549.70	\$99,923.95
139	Generator prime output 2400kw to 3000	each	\$8,800.00	8800		\$37,114.61	\$37,114.61	\$129,901.14
140	Golf cart capacity 2 person	each	\$150.00	150		\$1,270.63	\$1,270.63	\$7,623.75
141	Graders Moldboard Size 8ft to 50 incl. rigid and articulate eq.	each	\$1,000.00	1000		\$1,694.17	\$1,694.17	\$10,165.00
142	Graders Moldboard Size 10ft to 100 incl. rigid and articulate eq.	each	\$1,250.00	1250		\$1,894.17	\$1,894.17	\$11,365.00
143	Graders Moldboard Size 12ft to 150 incl. rigid and articulate eq.	each	\$1,400.00	1400		\$2,094.17	\$2,094.17	\$12,565.00

EXECUTIVE SUMMARY

RFP No. RFP 26-75

Annual Disaster Debris Removal, Reduction and Disposal Services

VII- Hourly Rate Fee Schedule Equipment			Aftermath Disaster Recovery, Inc.			AshBritt, Inc.		
Line Item	Description	Unit of Measure	Unit Cost	Daily	Weekly	Unit Cost	Daily	Weekly
144	Graders Moldboard Size 14ft to 225 incl. rigid and articulate eq.	each	\$1,600.00	1600		\$2,294.17	\$2,294.17	\$13,765.00
145	Hose, discharge diameter 3in per 25 ft length incl. couplings	each	\$35.00	35		\$2,494.17	\$2,494.17	\$14,965.00
146	Hose, discharge diameter 4in per 25 ft length incl. couplings	each	\$35.00	35		\$2,694.17	\$2,694.17	\$16,165.00
147	Hose, discharge diameter 6in per 25 ft length incl. couplings	each	\$45.00	45		\$2,894.17	\$2,894.17	\$17,365.00
148	Hose, discharge diameter 8in per 25 ft length incl. couplings	each	\$55.00	55		\$35.10	\$35.10	\$210.60
149	Hose, discharge diameter 12in per 25 ft length incl. couplings	each	\$75.00	75		\$59.31	\$59.31	\$207.61
150	Hose, discharge diameter 16in per 25 ft length incl. couplings	each	\$90.00	90		\$94.89	\$94.89	\$332.13
151	Hose, suction diameter 3in per 25 ft length incl. couplings	each	\$40.00	40		\$18.25	\$18.25	\$63.88
152	Hose, suction diameter 4in per 25 ft length incl. couplings	each	\$50.00	50		\$19.65	\$19.65	\$68.78
153	Hose, suction diameter 6in per 25 ft length incl. couplings	each	\$65.00	65		\$24.44	\$24.44	\$85.54
154	Hose, suction diameter 8in per 25 ft length incl. couplings	each	\$75.00	75		\$32.55	\$32.55	\$113.93
155	Hose, suction diameter 12in per 25 ft length incl. couplings	each	\$95.00	95		\$121.11	\$121.11	\$423.89
156	Hose, suction diameter 16in per 25 ft length incl. couplings	each	\$110.00	110		\$201.30	\$201.30	\$704.55
157	jackhammer (dry) wgt class 25-45 lbs	each	\$175.00	175		\$80.25	\$80.25	\$481.50

EXECUTIVE SUMMARY

RFP No. RFP 26-75

Annual Disaster Debris Removal, Reduction and Disposal Services

VII- Hourly Rate Fee Schedule Equipment			Aftermath Disaster Recovery, Inc.			AshBritt, Inc.		
Line Item	Description	Unit of Measure	Unit Cost	Daily	Weekly	Unit Cost	Daily	Weekly
158	Jackhammer (wet) wgt class 30-55 lbs	each	\$225.00	225		\$180.25	\$180.25	\$1,081.50
159	Loader, crawler bucket cap 0.5cy to 32 inc. bucket	each	\$850.00	850		\$107.00	\$107.00	\$642.00
160	Loader, crawler bucket cap 1cy to 60 inc. bucket	each	\$850.00	850		\$117.00	\$117.00	\$702.00
161	Loader, crawler bucket cap 2cy to 118 inc. bucket	each	\$850.00	850		\$127.00	\$127.00	\$762.00
162	Loader, crawler bucket cap 3cy to 178 inc. bucket	each	\$950.00	950		\$137.00	\$137.00	\$822.00
163	Loader, crawler bucket cap 4cy to 238 inc. bucket	each	\$1,250.00	1250		\$2,407.50	\$2,407.50	\$14,445.00
164	Loader, crawler bucket cap 5cy to 300 inc. bucket	each	\$1,350.00	1350		\$2,407.50	\$2,407.50	\$14,445.00
165	Loader, skid-steer operating cap 1000lbs to 35	each	\$1,050.00	1050		\$2,160.00	\$2,160.00	\$12,960.00
166	Loader, skid-steer operating cap 2000lbs to 65	each	\$1,050.00	1050		\$2,170.00	\$2,170.00	\$13,020.00
167	Loader, skid-steer operating cap 3000lbs to 85	each	\$1,050.00	1050		\$2,180.00	\$2,180.00	\$13,080.00
168	Loader, skid-steer operating cap 4000lbs to 94	each	\$1,050.00	1050		\$2,190.00	\$2,190.00	\$13,140.00
169	Loader, tractor, wheel to 81	each	\$950.00	950		\$2,200.00	\$2,200.00	\$13,200.00
170	Loader, wheel bucket cap 0.5cy to 38	each	\$850.00	850		\$2,210.00	\$2,210.00	\$13,260.00
171	Loader, wheel bucket cap 1cy to 60	each	\$850.00	850		\$2,435.00	\$2,435.00	\$14,610.00
172	Loader, wheel bucket cap 2cy to 105	each	\$850.00	850		\$2,660.00	\$2,660.00	\$15,960.00
173	Loader, wheel bucket cap 3cy to 152	each	\$950.00	950		\$2,885.00	\$2,885.00	\$17,310.00
174	Loader, wheel bucket cap 4cy to 200	each	\$1,250.00	1250		\$3,110.00	\$3,110.00	\$18,660.00
175	Loader, wheel bucket cap 5cy to 250	each	\$1,350.00	1350		\$3,335.00	\$3,335.00	\$20,010.00

EXECUTIVE SUMMARY

RFP No. RFP 26-75

Annual Disaster Debris Removal, Reduction and Disposal Services

VII- Hourly Rate Fee Schedule Equipment			Aftermath Disaster Recovery, Inc.			AshBritt, Inc.		
Line Item	Description	Unit of Measure	Unit Cost	Daily	Weekly	Unit Cost	Daily	Weekly
176	Loader, wheel bucket cap 6cy to 305	each	\$1,500.00	1500		\$3,560.00	\$3,560.00	\$21,360.00
177	Loader, wheel bucket cap 7cy to 360	each	\$1,600.00	1600		\$3,785.00	\$3,785.00	\$22,710.00
178	Loader, wheel bucket cap 8cy to 415	each	\$1,850.00	1850		\$4,010.00	\$4,010.00	\$24,060.00
179	Loader, wheel bucket cap 9cy to 470	each	\$2,100.00	2100		\$4,235.00	\$4,235.00	\$25,410.00
180	Loader, wheel bucket cap 10cy to 530	each	\$2,300.00	2300		\$4,460.00	\$4,460.00	\$26,760.00
181	Loader-Backhoe, wheel loader bucket c 0.5cy to 40 all buckets inc	each	\$850.00	850		\$1,860.00	\$1,860.00	\$11,160.00
182	Loader-Backhoe, wheel loader bucket c 1cy to 70 all buckets inc	each	\$850.00	850		\$2,160.00	\$2,160.00	\$12,960.00
183	Loader-Backhoe, wheel loader bucket c 1.5cy to 95 all buckets inc	each	\$1,200.00	1200		\$2,460.00	\$2,460.00	\$14,760.00
184	Loader-Backhoe, wheel loader bucket c 1.75cy to 115 all buckets inc	each	\$1,200.00	1200		\$2,760.00	\$2,760.00	\$16,560.00
185	Mixer, concrete portable batching cap 10 cft	each	\$100.00	100		\$1,100.57	\$1,100.57	\$6,603.43
186	Mixer, concrete portable batching cap 16 cft	each	\$150.00	150		\$1,200.57	\$1,200.57	\$7,203.43
187	Mixer, concrete trailer m batching cap 11 cft to 10	each	\$180.00	180		\$1,300.57	\$1,300.57	\$7,803.43
188	Mixer, concrete trailer m batching cap 16 cft to 25	each	\$250.00	250		\$1,400.57	\$1,400.57	\$8,403.43
189	Motocycle, police	each	\$350.00	350		\$1,500.57	\$1,500.57	\$9,003.43
190	mulcher, trailer mntd working cap 7 tph to 35		\$750.00	750		\$1,256.00	\$1,256.00	\$7,536.00
191	mulcher, trailer mntd working cap 10 tph to 55	each	\$850.00	850		\$1,356.00	\$1,356.00	\$8,136.00
192	mulcher, trailer mntd working cap 20 tph to 120	each	\$1,250.00	1250		\$1,456.00	\$1,456.00	\$8,736.00

EXECUTIVE SUMMARY

RFP No. RFP 26-75

Annual Disaster Debris Removal, Reduction and Disposal Services

VII- Hourly Rate Fee Schedule Equipment			Aftermath Disaster Recovery, Inc.			AshBritt, Inc.		
Line Item	Description	Unit of Measure	Unit Cost	Daily	Weekly	Unit Cost	Daily	Weekly
193	paver, asphalt to 50 inc. wheel and crawler equip	each	\$1,100.00	1100		\$1,556.00	\$1,556.00	\$9,336.00
194	paver, asphalt to 75 inc. wheel and crawler equip	each	\$1,350.00	1350		\$1,656.00	\$1,656.00	\$9,936.00
195	paver, asphalt to 125 inc. wheel and crawler equip	each	\$1,750.00	1750		\$1,756.00	\$1,756.00	\$10,536.00
196	paver, asphalt to 175 inc. wheel and crawler equip	each	\$2,100.00	2100		\$1,626.40	\$1,626.40	\$9,758.40
197	paver, asphalt to 250 inc. wheel and crawler equip	each	\$2,750.00	2750		\$2,107.90	\$2,107.90	\$12,647.40
198	pick-up, asphalt to 110	each	\$900.00	900		\$788.23	\$788.23	\$4,729.40
199	pick-up, asphalt to 150	each	\$1,100.00	1100		\$1,269.73	\$1,269.73	\$7,618.40
200	pick-up, asphalt to 200	each	\$1,350.00	1350		\$1,712.00	\$1,712.00	\$10,272.00
201	pick-up, asphalt to 275	each	\$1,700.00	1700		\$2,079.37	\$2,079.37	\$12,476.20
202	Plow, cable plow depth 18 in to 30	each	\$750.00	750		\$190.19	\$190.19	\$1,141.13
203	Plow, cable plow depth 36 in to 45	each	\$900.00	900		\$169.06	\$169.06	\$1,014.33
204	Plow, cable plow depth 48 in to 110	each	\$1,200.00	1200		\$449.40	\$449.40	\$2,696.40
205	Plow, grader mounted width to 10 ft	each	\$800.00	800		\$520.73	\$520.73	\$3,124.40
206	Plow, grader mounted width to 14 ft	each	\$900.00	900		\$238.97	\$238.97	\$1,433.80
207	Plow, truck mounted width to 15 ft	each	\$900.00	900		\$342.40	\$342.40	\$2,054.40
208	Plow, truck mounted width to 15 ft with leveling wing	each	\$1,100.00	1100		\$167.63	\$167.63	\$1,005.80
209	Pump to 3 hoses not inc	each	\$500.00	500		\$41.61	\$41.61	\$249.67
210	Pump to 6 hoses not inc	each	\$750.00	750		\$47.56	\$47.56	\$285.33
211	Pump to 10 hoses not inc	each	\$1,250.00	1250		\$65.39	\$65.39	\$392.33
212	Pump to 15 hoses not inc	each	\$1,250.00	1250		\$114.13	\$114.13	\$684.80
213	Pump to 25 hoses not inc	each	\$1,250.00	1250		\$148.61	\$148.61	\$891.67

EXECUTIVE SUMMARY

RFP No. RFP 26-75

Annual Disaster Debris Removal, Reduction and Disposal Services

VII- Hourly Rate Fee Schedule Equipment			Aftermath Disaster Recovery, Inc.			AshBritt, Inc.		
Line Item	Description	Unit of Measure	Unit Cost	Daily	Weekly	Unit Cost	Daily	Weekly
214	Pump to 40 hoses not inc	each	\$2,000.00	2000		\$267.50	\$267.50	\$1,605.00
215	Pump to 60 hoses not inc	each	\$2,500.00	2500		\$326.94	\$326.94	\$1,961.67
216	Pump to 95 hoses not inc	each	\$3,000.00	3000		\$568.44	\$568.44	\$3,410.63
217	Pump to 140 hoses not inc	each	\$3,500.00	3500		\$601.88	\$601.88	\$3,611.25
218	Pump to 200 hoses not inc	each	\$4,750.00	4750		\$702.19	\$702.19	\$4,213.13
219	Pump extender Length 20 ft	each	\$60.00	60		\$26.75	\$26.75	\$160.50
220	Pump, w/o power pump size 6 in	each	\$250.00	250		\$42.80	\$42.80	\$256.80
221	Pump, w/o power pump size 12 in	each	\$425.00	425		\$53.50	\$53.50	\$321.00
222	Pump, w/o power pump size 24 in	each	\$850.00	850		\$66.88	\$66.88	\$401.25
223	saw, concrete blade dia 14 in to 14	each	\$400.00	400		\$136.43	\$136.43	\$818.55
224	saw, concrete blade dia 26 in to 35	each	\$450.00	450		\$256.80	\$256.80	\$1,540.80
225	saw, concrete blade dia 48 in to 65	each	\$550.00	550		\$429.34	\$429.34	\$2,576.03
226	saw, rock to 65	each	\$400.00	400		\$405.26	\$405.26	\$2,431.58
227	saw, rock to 90	each	\$450.00	450		\$601.88	\$601.88	\$3,611.25
228	saw, rock to 120	each	\$550.00	550		\$835.94	\$835.94	\$5,015.63
229	Scraper scraper cap 11cy to 175	each	\$1,250.00	1250		\$1,003.13	\$1,003.13	\$6,018.75
230	Scraper scraper cap 16cy to 250	each	\$1,500.00	1500		\$1,709.33	\$1,709.33	\$10,255.95
231	Scraper scraper cap 23cy to 265	each	\$1,750.00	1750		\$2,006.25	\$2,006.25	\$12,037.50
232	Scraper scraper cap 34cy to 475	each	\$2,250.00	2250		\$3,948.30	\$3,948.30	\$23,689.80
233	Scraper scraper cap 44cy to 600	each	\$3,000.00	3000		\$4,124.85	\$4,124.85	\$24,749.10
234	Sprayer, seed working cap 750 gal to 30 trailer & truck mounted	each	\$750.00	750		\$267.50	\$267.50	\$1,605.00

EXECUTIVE SUMMARY

RFP No. RFP 26-75

Annual Disaster Debris Removal, Reduction and Disposal Services

VII- Hourly Rate Fee Schedule Equipment			Aftermath Disaster Recovery, Inc.			AshBritt, Inc.		
Line Item	Description	Unit of Measure	Unit Cost	Daily	Weekly	Unit Cost	Daily	Weekly
235	Sprayer, seed working cap 1250 gal to 50 trailer & truck mounted	each	\$875.00	875		\$334.38	\$334.38	\$2,006.25
236	Sprayer, seed working cap 3500 gal to 115 trailer & truckmounted	each	\$1,200.00	1200		\$468.13	\$468.13	\$2,808.75
237	Spreader, chemical capacity 5 cy to 4 trailer & truck mounted	each	\$750.00	750		\$80.25	\$80.25	\$481.50
238	Spreader, chip hopper width 12.5 ft to 152	each	\$1,000.00	1000		\$1,003.11	\$1,003.13	\$6,018.75
239	Spreader, chip hopper width 16.5 ft to 215	each	\$1,200.00	1200		\$1,605.00	\$1,605.00	\$9,630.00
240	Spreader, chip, mntd hopper size 8 ft to 8 trailer & truck mounted	each	\$700.00	700		\$60.19	\$60.19	\$361.13
241	Spreader, sand mounting tailgate, chassis	each	\$500.00	500		\$66.88	\$66.88	\$401.25
242	Spreader, sand mounting dump body	each	\$650.00	650		\$94.70	\$94.70	\$568.20
243	Spreader, sand mounting truck (10yd)	each	\$850.00	850		\$126.80	\$126.80	\$760.80
244	Striper Paint cap 40 gal to 22	each	\$750.00	750		\$148.46	\$148.46	\$890.78
245	Striper Paint cap 90 gal to 60	each	\$1,000.00	1000		\$329.03	\$329.03	\$1,974.15
246	Striper Paint cap 120 gal to 122	each	\$1,400.00	1400		\$637.99	\$637.99	\$3,827.93
247	Striper, truck mtd Paint cap 120 gal to 460	each	\$2,800.00	2800		\$1,275.98	\$1,275.98	\$7,655.85
248	Striper, walk-behind paint cap 12 gal	each	\$450.00	450		\$73.56	\$73.56	\$441.38
249	Sweeper, pavement to 110	each	\$950.00	950		\$866.70	\$866.70	\$5,200.20
250	Sweeper, pavement to 150	each	\$950.00	950		\$1,003.13	\$1,003.13	\$6,018.75
251	Sweeper, pavement to 200	each	\$1,200.00	1200		\$1,332.15	\$1,332.15	\$7,992.90
252	Trailer, dump capacity 20 cy prime mover not incl	each	\$700.00	700		\$267.50	\$267.50	\$1,605.00

EXECUTIVE SUMMARY

RFP No. RFP 26-75

Annual Disaster Debris Removal, Reduction and Disposal Services

VII- Hourly Rate Fee Schedule Equipment			Aftermath Disaster Recovery, Inc.			AshBritt, Inc.		
Line Item	Description	Unit of Measure	Unit Cost	Daily	Weekly	Unit Cost	Daily	Weekly
253	Trailer, dump capacity 30 cy prime mover not incl	each	\$700.00	700		\$975.00	\$975.00	\$5,850.00
254	Trailer, dump capacity 40 cy prime mover not incl	each	\$700.00	700		\$1,075.00	\$1,075.00	\$6,450.00
255	Trailer, equipment capacity 30 tons	each	\$115.00	115		\$642.00	\$642.00	\$3,852.00
256	Trailer, equipment capacity 40 tons	each	\$115.00	115		\$856.00	\$856.00	\$5,136.00
257	Trailer, equipment capacity 60 tons	each	\$115.00	115		\$1,070.00	\$1,070.00	\$6,420.00
258	Trailer, office trailer size 8'*24'	each	\$350.00	350		\$85.60	\$85.60	\$513.60
259	Trailer, office trailer size 8'*32'	each	\$400.00	400		\$96.30	\$96.30	\$577.80
260	Trailer, office trailer size 10'*32'	each	\$450.00	450		\$107.00	\$107.00	\$642.00
261	Trailer, water tank cap 4000 gal incl. centrifugal pump with sump and rear Spray bar	each	\$950.00	950		\$909.50	\$909.50	\$5,457.00
262	Trailer, water tank cap 6000 gal incl. centrifugal pump with sump and rear Spray bar	each	\$950.00	950		\$1,070.00	\$1,070.00	\$6,420.00
263	Trailer, water tank cap 10000 gal incl. centrifugal pump with sump and rear Spray bar	each	\$1,150.00	1150		\$1,444.50	\$1,444.50	\$8,667.00
264	Trailer, water tank cap 14000 gal incl. centrifugal pump with sump and rear Spray bar	each	\$1,400.00	1400		\$1,690.60	\$1,690.60	\$10,143.60
265	Trencher to 35 walk-behind crawler & wheel mounted chain & wheel	each	\$250.00	250		\$535.00	\$535.00	\$3,210.00
266	Trencher to 85 walk-behind crawler & wheel mounted chain & wheel	each	\$250.00	250		\$716.00	\$716.90	\$4,301.40
267	Trencher to 115 walk-behind crawler & wheel mounted chain & wheel	each	\$300.00	300		\$749.00	\$749.00	\$4,494.00
268	Trencher to 175 walk-behind crawler & wheel mounted chain & wheel	each	\$350.00	350		\$1,738.75	\$1,738.75	\$10,432.50

EXECUTIVE SUMMARY

RFP No. RFP 26-75

Annual Disaster Debris Removal, Reduction and Disposal Services

VII- Hourly Rate Fee Schedule Equipment			Aftermath Disaster Recovery, Inc.			AshBritt, Inc.		
Line Item	Description	Unit of Measure	Unit Cost	Daily	Weekly	Unit Cost	Daily	Weekly
269	Trowel, concrete diameter 90 in to 25	each	\$250.00	250		\$361.13	\$361.13	\$2,166.75
270	Trowel, concrete diameter 100 in to 38	each	\$350.00	350		\$414.63	\$414.63	\$2,487.75
271	Truck, bucket add flatbed truck to truck mounted aerial lift	each	\$400.00	400		\$2,608.13	\$2,608.13	\$15,648.75
272	Truck, cleaning add flatbed truck to sewer cleaner	each	\$400.00	400		\$1,337.50	\$1,337.50	\$8,025.00
273	Truck, concrete mixer mixer cap 10cyto 255	each	\$700.00	700		\$1,412.40	\$1,412.40	\$8,474.40
274	Truck, concrete mixer mixer cap 13 cy to 300	each	\$800.00	800		\$1,538.13	\$1,538.13	\$9,228.75
275	Truck, dump struck cap 8 cy to 210	each	\$1,200.00	1200		\$1,605.00	\$1,605.00	\$9,630.00
276	Truck, dump struck cap 10cy to 235	each	\$1,700.00	1700		\$1,765.50	\$1,765.50	\$10,593.00
277	Truck, dump struck cap 12cy to 255	each	\$1,700.00	1700		\$1,765.50	\$1,765.50	\$10,593.00
278	Truck, dump struck cap 18cy to 330	each	\$1,700.00	1700		\$2,407.50	\$2,407.50	\$14,445.00
279	Truck, dump struck cap 28cy to 400	each	\$1,700.00	1700		\$3,049.50	\$3,049.50	\$18,297.00
280	Truck, dump struck cap 40cy to 460	each	\$1,700.00	1700		\$3,852.00	\$3,852.00	\$23,112.00
281	Truck, dump struck cap 50cy to 620	each	\$1,700.00	1700		\$3,852.00	\$3,852.00	\$23,112.00
282	Truck, flatbed maximum Gvw 15000lbs to 150	each	\$700.00	700		\$802.50	\$802.50	\$4,815.00
283	Truck, flatbed maximum Gvw 25000lbs to 180	each	\$700.00	700		\$1,123.50	\$1,123.50	\$6,741.00
284	Truck, flatbed maximum Gvw 30000lbs to 215	each	\$700.00	700		\$1,444.50	\$1,444.50	\$8,667.00
285	Truck, flatbed maximum Gvw 45000lbs to 250	each	\$700.00	700		\$1,605.00	\$1,605.00	\$9,630.00
286	Truck, flatbed maximum Gvw 50000lbs to 300	each	\$700.00	700		\$1,926.00	\$1,926.00	\$11,556.00

EXECUTIVE SUMMARY

RFP No. RFP 26-75

Annual Disaster Debris Removal, Reduction and Disposal Services

VII- Hourly Rate Fee Schedule Equipment			Aftermath Disaster Recovery, Inc.			AshBritt, Inc.		
Line Item	Description	Unit of Measure	Unit Cost	Daily	Weekly	Unit Cost	Daily	Weekly
287	Truck, flatbed maximum Gvw to 375	each	\$700.00	700		\$2,247.00	\$2,247.00	\$13,482.00
288	Truck, flatbed maximum Gvw to 450	each	\$700.00	700		\$2,568.00	\$2,568.00	\$15,408.00
289	Truck, knuckle boom add flatbed truck to truck mounted crane	each	\$2,200.00	2200		\$2,608.13	\$2,608.13	\$15,648.75
290	Truck, pickup to 130 when transp. People	each	\$200.00	200		\$1,284.00	\$1,284.00	\$7,704.00
291	Truck, tractor to 210	each	\$600.00	600		\$2,407.50	\$2,407.50	\$14,445.00
292	Truck, tractor to 265	each	\$600.00	600		\$2,661.63	\$2,661.63	\$15,969.75
293	Truck, tractor to 310	each	\$600.00	600		\$2,875.63	\$2,875.63	\$17,253.75
294	Truck, tractor to 350	each	\$600.00	600		\$3,049.50	\$3,049.50	\$18,297.00
295	Truck, water tank cap 2500 gal to 175 inc pump and rear spray system	each	\$950.00	950		\$1,805.63	\$1,805.63	\$10,833.75
296	Truck, water tank cap 4000 gal to 250 inc pump and rear spray system	each	\$950.00	950		\$2,541.25	\$2,541.25	\$15,247.50
297	Tub grinder to 400	each	\$2,250.00	2250		\$2,794.59	\$2,794.59	\$16,767.53
298	Tub grinder to 500	each	\$2,250.00	2250		\$3,776.47	\$3,776.47	\$22,658.82
300	Tub grinder to 600	each	\$2,250.00	2250		\$4,531.76	\$4,531.76	\$27,190.59
301	Tub grinder to 700	each	\$4,000.00	4000		\$5,664.71	\$5,664.71	\$33,988.24
302	Tub grinder to 800	each	\$4,500.00	4500		\$6,420.00	\$6,420.00	\$38,520.00
303	Tub grinder to 900	each	\$7,500.00	7500		\$6,797.65	\$6,797.65	\$40,785.88
304	Tub grinder to 1000	each	\$7,500.00	7500		\$7,944.75	\$7,944.75	\$47,668.50
305	Vibrator, concrete to 4	each	\$100.00	100		\$19.26	\$19.26	\$115.58
306	Vibrator, concrete to 8	each	\$120.00	120		\$152.48	\$152.48	\$914.85
307	Welder, portable to 16 inc. ground cable and lead cable	each	\$150.00	150		\$93.89	\$93.89	\$563.33
308	Welder, portable to 34 inc. ground cable and lead cable	each	\$200.00	200		\$220.69	\$220.69	\$1,324.13

EXECUTIVE SUMMARY

RFP No. RFP 26-75

Annual Disaster Debris Removal, Reduction and Disposal Services

VII- Hourly Rate Fee Schedule Equipment			Aftermath Disaster Recovery, Inc.			AshBritt, Inc.		
Line Item	Description	Unit of Measure	Unit Cost	Daily	Weekly	Unit Cost	Daily	Weekly
309	Welder, portable to 50 inc. ground cable and lead cable	each	\$250.00	250		\$286.49	\$286.49	\$1,718.93
310	Welder, portable to 80 inc. ground cable and lead cable	each	\$300.00	300		\$290.50	\$290.50	\$1,743.00
Total			\$364,150.00			\$633,075.32		

VII- HOURLY RATE FEE SCHEDULE EQUIPMENT (Table 2 of 6)

VII- Hourly Rate Fee Schedule Equipment			Ceres Environmental Services, Inc.			CrowderGulf Joint Venture, Inc.		
Line Item	Description	Unit of Measure	Unit Cost	Daily	Weekly	Unit Cost	Daily	Weekly
1	Aerial lift, self-propelled max. platform height 37ft to 15 articulated	each	\$210.00	\$210.00	\$1,470.00	\$45.00	450.00	2250.00
2	Aerial lift, self-propelled max. platform height 37ft to 15 telescoping	each	\$201.60	\$201.60	\$1,411.20	\$45.00	450.00	2250.00
3	Aerial lift, self-propelled max. platform height 37ft to 15 scissor	each	\$191.10	\$191.10	\$1,337.70	\$45.00	450.00	2250.00
4	Aerial lift, self-propelled max. platform height 60ft to 30 articulated	each	\$310.00	\$310.00	\$2,170.00	\$55.00	550.00	2750.00
5	Aerial lift, self-propelled max. platform height 60ft to 30 telescoping	each	\$297.60	\$297.60	\$2,083.20	\$55.00	550.00	2750.00
6	Aerial lift, self-propelled max. platform height 60ft to 30 scissor	each	\$282.10	\$282.10	\$1,974.70	\$55.00	550.00	2750.00
7	Aerial lift, self-propelled max. platform height 70ft to 50 articulated	each	\$550.00	\$550.00	\$3,850.00	\$65.00	650.00	3250.00
8	Aerial lift, self-propelled max. platform height 70ft to 50 telescoping	each	\$528.00	\$528.00	\$3,696.00	\$65.00	650.00	3250.00
9	Aerial lift, self-propelled max. platform height 70ft to 50 scissor	each	\$500.50	\$500.50	\$3,503.50	\$65.00	650.00	3250.00
10	Aerial lift, self-propelled max. platform height 125ft to 85 articulated	each	\$1,460.00	\$1,460.00	\$10,220.00	\$95.00	950.00	4750.00

EXECUTIVE SUMMARY

RFP No. RFP 26-75

Annual Disaster Debris Removal, Reduction and Disposal Services

VII- Hourly Rate Fee Schedule Equipment			Ceres Environmental Services, Inc.			CrowderGulf Joint Venture, Inc.		
Line Item	Description	Unit of Measure	Unit Cost	Daily	Weekly	Unit Cost	Daily	Weekly
11	Aerial lift, self-propelled max. platform height 125ft to 85 telescoping	each	\$1,401.60	\$1,401.60	\$9,811.20	\$95.00	950.00	4750.00
12	Aerial lift, self-propelled max. platform height 125ft to 85 scissor	each	\$1,328.60	\$1,328.60	\$9,300.20	\$95.00	950.00	4750.00
13	Aerial lift, self-propelled max. platform height 150ft to 130 articulated	each	\$1,700.00	\$1,700.00	\$11,900.00	\$125.00	1250.00	6250.00
14	Aerial lift, self-propelled max. platform height 150ft to 130 telescoping	each	\$1,632.00	\$1,632.00	\$11,424.00	\$125.00	1250.00	6250.00
15	Aerial lift, self-propelled max. platform height 150ft to 130	each	\$1,547.00	\$1,547.00	\$10,829.00	\$125.00	1250.00	6250.00
16	Aerial lift, truck mounted max. platform height 25ft articulated	each	\$180.00	\$180.00	\$1,260.00	\$90.00	900.00	4500.00
17	Aerial lift, truck mounted max. platform height 25ft telescoping	each	\$176.40	\$176.40	\$1,234.80	\$90.00	900.00	4500.00
18	Aerial lift, truck mounted max. platform height 50ft articulated	each	\$310.00	\$310.00	\$2,170.00	\$90.00	900.00	4500.00
19	Aerial lift, truck mounted max. platform height 50ft telescoping	each	\$303.80	\$303.80	\$2,126.60	\$140.00	1400.00	7000.00
20	Aerial lift, truck mounted max. platform height 75ft articulated	each	\$580.00	\$580.00	\$4,060.00	\$140.00	1400.00	7000.00
21	Aerial lift, truck mounted max. platform height 75ft telescoping	each	\$568.40	\$568.40	\$3,978.80	\$140.00	1400.00	7000.00
22	Aerial lift, truck mounted max. platform height 100ft articulated	each	\$830.00	\$830.00	\$5,810.00	\$165.00	1650.00	8250.00
23	Aerial lift, truck mounted max. platform height 100ft telescoping	each	\$813.40	\$813.40	\$5,693.80	\$165.00	1650.00	8250.00
24	Air compressor air delivery 41cfm to 10 hoses incl.	each	\$98.90	\$98.90	\$692.30	\$45.00	450.00	2250.00

EXECUTIVE SUMMARY

RFP No. RFP 26-75

Annual Disaster Debris Removal, Reduction and Disposal Services

VII- Hourly Rate Fee Schedule Equipment			Ceres Environmental Services, Inc.			CrowderGulf Joint Venture, Inc.		
Line Item	Description	Unit of Measure	Unit Cost	Daily	Weekly	Unit Cost	Daily	Weekly
25	Air compressor air delivery 103cfm to 30 hoses incl.	each	\$139.50	\$139.50	\$976.50	\$65.00	650.00	3250.00
26	Air compressor air delivery 130cfm to 50 hoses incl.	each	\$169.50	\$169.50	\$1,186.50	\$85.00	850.00	4250.00
27	Air compressor air delivery 175cfm to 90 hoses incl.	each	\$389.50	\$389.50	\$2,726.50	\$95.00	950.00	4750.00
28	Air compressor air delivery 400cf to 145 hoses incl.	each	\$529.50	\$529.50	\$3,706.50	\$100.00	1000.00	5000.00
29	Air compressor air delivery 575cfm to 230 hoses incl.	each	\$719.50	\$719.50	\$5,036.50	\$100.00	1000.00	5000.00
30	Air compressor air delivery 1100cfm to 355 hoses incl.	each	\$979.50	\$979.50	\$6,856.50	\$120.00	1200.00	6000.00
31	Air compressor air delivery 1600cfm to 500 hoses incl.	each	\$1,359.00	\$1,359.00	\$9,513.00	\$130.00	1300.00	6500.00
32	Air curtain burner to 50 in ground	each	\$1,060.00	\$1,060.00	\$7,420.00	\$120.00	1200.00	6000.00
33	Air curtain burner to 75 in ground	each	\$1,091.80	\$1,091.80	\$7,642.60	\$160.00	1600.00	8000.00
34	Air curtain burner to 100 in ground	each	\$1,124.55	\$1,124.55	\$7,871.88	\$180.00	1800.00	9000.00
35	Air curtain burner to 50 above ground	each	\$970.00	\$970.00	\$6,790.00	\$120.00	1200.00	6000.00
36	Air curtain burner to 75 above ground	each	\$999.10	\$999.10	\$6,993.70	\$160.00	1600.00	8000.00
37	Air curtain burner to 100 above ground	each	\$1,029.07	\$1,029.07	\$7,203.51	\$180.00	1800.00	9000.00
38	Auger, portable hole diameter 16 in to 6	each	\$29.50	\$29.50	\$206.50	\$25.00	250.00	1250.00
39	Auger, portable hole diameter 18 in to 13	each	\$69.50	\$69.50	\$486.50	\$35.00	350.00	1750.00
40	Auger, Tractor mounted max. auger dia 36 in to 13 incl. digger boom and mounting hardware	each	\$99.50	\$99.50	\$696.50	\$50.00	500.00	2500.00
41	Auger, Tractor mounted max. auger size 24 in to 100 guardrail post driver	each	\$529.50	\$529.50	\$3,706.50	\$70.00	700.00	3500.00

EXECUTIVE SUMMARY

RFP No. RFP 26-75

Annual Disaster Debris Removal, Reduction and Disposal Services

VII- Hourly Rate Fee Schedule Equipment			Ceres Environmental Services, Inc.			CrowderGulf Joint Venture, Inc.		
Line Item	Description	Unit of Measure	Unit Cost	Daily	Weekly	Unit Cost	Daily	Weekly
42	Board, arrow to 8 trailer mount	each	\$250.00	\$250.00	\$1,750.00	\$95.00	950.00	4750.00
43	Board, message to 5 trailer mount	each	\$300.00	\$300.00	\$2,100.00	\$95.00	950.00	4750.00
44	Breaker, pavement to 70	each	\$860.00	\$860.00	\$6,020.00	\$60.00	600.00	3000.00
45	Breaker, pavement to 105	each	\$1,180.00	\$1,180.00	\$8,260.00	\$80.00	800.00	4000.00
46	Breaker, pavement to 137	each	\$1,510.00	\$1,510.00	\$10,570.00	\$90.00	900.00	4500.00
47	Broom, pavement broom length 72in to 20	each	\$261.88	\$261.88	\$1,833.13	\$90.00	900.00	4500.00
48	Broom, pavement broom length 84in to 45	each	\$374.38	\$374.38	\$2,620.63	\$110.00	1100.00	5500.00
49	Broom, pavement broom length 96in to 100	each	\$436.88	\$436.88	\$3,058.13	\$125.00	1250.00	6250.00
50	Broom, pavement mounted broom length 72in to 18	each	\$124.38	\$124.38	\$870.63	\$90.00	900.00	4500.00
51	Broom, pavement pull broom length 84in to 20	each	\$211.88	\$211.88	\$1,483.13	\$110.00	1100.00	5500.00
52	Bucket, clamshell capacity 1.0cy incl. teeth	each	\$74.38	\$74.38	\$520.63	\$80.00	800.00	4000.00
53	Bucket, clamshell capacity 2.5cy incl. teeth	each	\$136.88	\$136.88	\$958.13	\$90.00	900.00	4500.00
54	Bucket, clamshell capacity 5.0cy incl. teeth	each	\$211.88	\$211.88	\$1,483.13	\$120.00	1200.00	6000.00
55	Bucket, clamshell capacity 7.5cy incl. teeth	each	\$274.38	\$274.38	\$1,920.63	\$180.00	1800.00	9000.00
56	Bucket, dragline capacity 2.0cy	each	\$61.88	\$61.88	\$433.13	\$150.00	1500.00	7500.00
57	Bucket, dragline capacity 5.0cy	each	\$124.38	\$124.38	\$870.63	\$180.00	1800.00	9000.00
58	Bucket, dragline capacity 10cy	each	\$199.38	\$199.38	\$1,395.63	\$220.00	2200.00	11000.00
59	Bucket, dragline capacity 14cy	each	\$261.88	\$261.88	\$1,833.13	\$260.00	2600.00	13000.00
60	Chain saw bar length 16in	each	\$36.88	\$36.88	\$258.13	\$15.00	150.00	750.00
61	Chain saw bar length 25in	each	\$74.38	\$74.38	\$520.63	\$25.00	250.00	1250.00

EXECUTIVE SUMMARY

RFP No. RFP 26-75

Annual Disaster Debris Removal, Reduction and Disposal Services

VII- Hourly Rate Fee Schedule Equipment			Ceres Environmental Services, Inc.			CrowderGulf Joint Venture, Inc.		
Line Item	Description	Unit of Measure	Unit Cost	Daily	Weekly	Unit Cost	Daily	Weekly
62	Chain saw, pole bar size 18in	each	\$36.88	\$36.88	\$258.13	\$15.00	150.00	750.00
63	Chipper, brush chipping cap. 6in to 35 trailer mount	each	\$161.88	\$161.88	\$1,133.13	\$90.00	900.00	4500.00
64	Chipper, brush chipping cap. 12in to 65 trailer mount	each	\$486.88	\$486.88	\$3,408.13	\$125.00	1250.00	6250.00
65	chipper, brush chipping cap. 16in to 100 trailer mount	each	\$699.38	\$699.38	\$4,895.63	\$155.00	1550.00	7750.00
66	chipper, brush chipping cap. 18in to 125 trailer mount	each	\$1,036.88	\$1,036.88	\$7,258.13	\$185.00	1850.00	9250.00
67	chipper, brush chipping cap. 18in to 200 trailer mount	each	\$1,124.38	\$1,124.38	\$7,870.63	\$185.00	1850.00	9250.00
68	chipper, brush chipping cap. 19in to 300 trailer mount	each	\$1,249.38	\$1,249.38	\$8,745.63	\$225.00	2250.00	11250.00
69	chipper, brush chipping cap. 19in to 450 trailer mount	each	\$1,374.38	\$1,374.38	\$9,620.63	\$225.00	2250.00	11250.00
70	chipper, brush to 650 trailer mount	each	\$1,374.38	\$1,374.38	\$9,620.63	\$225.00	2250.00	11250.00
71	clamshell & dragline to 100 bucket not incl	each	\$999.38	\$999.38	\$6,995.63	\$150.00	1500.00	7500.00
72	clamshell & dragline to 155 bucket not incl	each	\$1,374.38	\$1,374.38	\$9,620.63	\$180.00	1800.00	9000.00
73	clamshell & dragline to 235 bucket not incl	each	\$1,874.38	\$1,874.38	\$13,120.63	\$190.00	1900.00	9500.00
74	clamshell & dragline to 350 bucket not incl	each	\$2,374.38	\$2,374.38	\$16,620.63	\$225.00	2250.00	11250.00
75	clamshell & dragline to 530 bucket not incl	each	\$2,724.38	\$2,724.38	\$19,070.63	\$235.00	2350.00	11750.00
76	clamshell & dragline to 800 bucket not incl	each	\$3,211.88	\$3,211.88	\$22,483.13	\$260.00	2600.00	13000.00
77	cleaner, sewer/catch basin hopper cap. 5 cy truck mount	each	\$299.38	\$299.38	\$2,095.63	\$240.00	2400.00	12000.00
78	cleaner, sewer/catch basin hopper cap. 14 cy truck mount	each	\$411.88	\$411.88	\$2,883.13	\$315.00	3150.00	15700.00
79	compactor to 10	each	\$224.38	\$224.38	\$1,570.63	\$90.00	900.00	4500.00
80	compactor to 45	each	\$361.88	\$361.88	\$2,533.13	\$110.00	1100.00	5500.00

EXECUTIVE SUMMARY

RFP No. RFP 26-75

Annual Disaster Debris Removal, Reduction and Disposal Services

VII- Hourly Rate Fee Schedule Equipment			Ceres Environmental Services, Inc.			CrowderGulf Joint Venture, Inc.		
Line Item	Description	Unit of Measure	Unit Cost	Daily	Weekly	Unit Cost	Daily	Weekly
81	compactor to 75	each	\$524.38	\$524.38	\$3,670.63	\$125.00	1250.00	6250.00
82	compactor to 150	each	\$999.38	\$999.38	\$6,995.63	\$145.00	1450.00	7250.00
83	compactor to 235	each	\$1,561.88	\$1,561.88	\$10,933.13	\$155.00	1550.00	7750.00
84	compactor to 335	each	\$1,869.38	\$1,869.38	\$13,085.63	\$165.00	1650.00	8250.00
85	compactor to 535	each	\$2,494.38	\$2,494.38	\$17,460.63	\$185.00	1850.00	9250.00
86	compactor, towed to 15	each	\$286.88	\$286.88	\$2,008.13	\$40.00	400.00	2000.00
87	compactor, towed to 50	each	\$436.88	\$436.88	\$3,058.13	\$50.00	500.00	2500.00
88	compactor, towed to 100	each	\$661.88	\$661.88	\$4,633.13	\$60.00	600.00	3000.00
89	crane max lift 8 mt to 80	each	\$1,350.00	\$1,350.00	\$9,450.00	\$140.00	1400.00	7000.00
90	crane max lift 15 mt to 150	each	\$2,050.00	\$2,050.00	\$14,350.00	\$160.00	1600.00	8000.00
91	crane max lift 27 mt to 200	each	\$2,950.00	\$2,950.00	\$20,650.00	\$200.00	2000.00	10000.00
92	crane max lift 45 mt to 300	each	\$4,450.00	\$4,450.00	\$31,150.00	\$300.00	3000.00	15000.00
93	crane max lift 70 mt to 350	each	\$5,700.00	\$5,700.00	\$39,900.00	\$350.00	3500.00	17500.00
94	crane max lift 110 mt to 450	each	\$5,900.00	\$5,900.00	\$41,300.00	\$450.00	4500.00	22500.00
95	crane, truck mount max lift 17600lbs	each	\$700.00	\$700.00	\$4,900.00	\$150.00	1500.00	7500.00
96	crane, truck mount max lift 33000lbs	each	\$830.00	\$830.00	\$5,810.00	\$170.00	1700.00	8500.00
97	crane, truck mount max lift 60000lbs	each	\$1,150.00	\$1,150.00	\$8,050.00	\$220.00	2200.00	11000.00
98	crane, truck mount max lift 120000lbs	each	\$2,400.00	\$2,400.00	\$16,800.00	\$280.00	2800.00	14000.00
99	cutter, brush cutter size 8ft to 150	each	\$2,600.00	\$2,600.00	\$18,200.00	\$195.00	1950.00	9750.00
101	cutter, brush cutter size 8ft to 190	each	\$2,700.00	\$2,700.00	\$18,900.00	\$200.00	2000.00	10000.00
102	cutter, brush cutter size 10ft to 245	each	\$2,900.00	\$2,900.00	\$20,300.00	\$210.00	2100.00	10500.00
103	distributor, asphalt tank cap 500 gal truck mount incl. burners insulated tank circul. Spray bar	each	\$249.38	\$249.38	\$1,745.63	\$180.00	1800.00	9000.00

EXECUTIVE SUMMARY

RFP No. RFP 26-75

Annual Disaster Debris Removal, Reduction and Disposal Services

VII- Hourly Rate Fee Schedule Equipment			Ceres Environmental Services, Inc.			CrowderGulf Joint Venture, Inc.		
Line Item	Description	Unit of Measure	Unit Cost	Daily	Weekly	Unit Cost	Daily	Weekly
104	distributor, asphalt tank cap 1000 gal truck mount incl. burners insulated tank circul. Spray bar	each	\$374.38	\$374.38	\$2,620.63	\$180.00	1800.00	9000.00
105	dozer, crawler, to 65	each	\$661.88	\$661.88	\$4,633.13	\$160.00	1600.00	8000.00
106	dozer, crawler, to 105	each	\$849.38	\$849.38	\$5,945.63	\$170.00	1700.00	8500.00
107	dozer, crawler, to 160	each	\$1,311.88	\$1,311.88	\$9,183.13	\$180.00	1800.00	9000.00
108	dozer, crawler, to 245	each	\$2,061.88	\$2,061.88	\$14,433.13	\$190.00	1900.00	9500.00
109	dozer, crawler, to 375	each	\$2,811.88	\$2,811.88	\$19,683.13	\$200.00	2000.00	10000.00
110	dozer, crawler, to 565	each	\$5,149.38	\$5,149.38	\$36,045.63	\$225.00	2250.00	11250.00
111	dozer, crawler, to 850	each	\$7,211.88	\$7,211.88	\$50,483.13	\$225.00	2250.00	11250.00
112	dozer, wheel, to 260	each	\$1,224.38	\$1,224.38	\$8,570.63	\$160.00	1600.00	8000.00
113	dozer, wheel, to 335	each	\$1,749.38	\$1,749.38	\$12,245.63	\$170.00	1700.00	8500.00
114	dozer, wheel, to 445	each	\$2,349.38	\$2,349.38	\$16,445.63	\$180.00	1800.00	9000.00
115	dozer, wheel, to 615	each	\$4,499.38	\$4,499.38	\$31,495.63	\$190.00	1900.00	9500.00
116	Excavator, hydraulic bucket cap 0.5cy to 45 crawler, truck & wheel incl. bucket	each	\$399.38	\$399.38	\$2,795.63	\$145.00	1450.00	7250.00
117	Excavator, hydraulic bucket cap 1.0cy to 90 crawler, truck & wheel incl. bucket	each	\$824.38	\$824.38	\$5,770.63	\$155.00	1550.00	7750.00
118	Excavator, hydraulic bucket cap 1.5cy to 160 crawler, truck & wheel incl. bucket	each	\$1,411.88	\$1,411.88	\$9,883.13	\$165.00	1650.00	8250.00
119	Excavator, hydraulic bucket cap 2.5cy to 265 crawler, truck & wheel incl. bucket	each	\$2,536.88	\$2,536.88	\$17,758.13	\$175.00	1750.00	8750.00
120	Excavator, hydraulic bucket cap 4.5cy to 420 crawler, truck & wheel incl. bucket	each	\$4,124.38	\$4,124.38	\$28,870.63	\$185.00	1850.00	9250.00
121	Excavator, hydraulic bucket cap 12cy to 1000 crawler, truck & wheel incl. bucket	each	\$8,711.88	\$8,711.88	\$60,983.13	\$220.00	2200.00	11000.00
122	Fork lift capacity 6000lbs to 60	each	\$800.00	\$800.00	\$5,600.00	\$95.00	950.00	4750.00

EXECUTIVE SUMMARY

RFP No. RFP 26-75

Annual Disaster Debris Removal, Reduction and Disposal Services

VII- Hourly Rate Fee Schedule Equipment			Ceres Environmental Services, Inc.			CrowderGulf Joint Venture, Inc.		
Line Item	Description	Unit of Measure	Unit Cost	Daily	Weekly	Unit Cost	Daily	Weekly
123	Fork lift capacity 12000lbs to 90	each	\$900.00	\$900.00	\$6,300.00	\$135.00	1350.00	6750.00
124	Fork lift capacity 18000lbs to 140	each	\$1,000.00	\$1,000.00	\$7,000.00	\$165.00	1650.00	8250.00
125	Fork lift capacity 50000lbs to 215	each	\$1,550.00	\$1,550.00	\$10,850.00	\$185.00	1850.00	9250.00
126	Generator prime output 5.5kw to 10	each	\$600.00	\$600.00	\$4,200.00	\$25.00	250.00	1250.00
127	Generator prime output 16kw to 25	each	\$800.00	\$800.00	\$5,600.00	\$35.00	350.00	1750.00
128	Generator prime output 43kw to 65	each	\$1,600.00	\$1,600.00	\$11,200.00	\$50.00	500.00	2500.00
129	Generator prime output 85kw to 125	each	\$2,500.00	\$2,500.00	\$17,500.00	\$125.00	1250.00	6250.00
130	Generator prime output 140kw to 200	each	\$3,100.00	\$3,100.00	\$21,700.00	\$300.00	3000.00	15000.00
131	Generator prime output 210kw to 300	each	\$3,800.00	\$3,800.00	\$26,600.00	\$400.00	4000.00	20000.00
132	Generator prime output 280kw to 400	each	\$4,650.00	\$4,650.00	\$32,550.00	\$600.00	6000.00	30000.00
133	Generator prime output 350kw to 500	each	\$6,900.00	\$6,900.00	\$48,300.00	\$800.00	8000.00	40000.00
134	Generator prime output 530kw to 750	each	\$10,850.00	\$10,850.00	\$75,950.00	\$950.00	9500.00	47500.00
135	Generator prime output 710kw to 1000	each	\$12,500.00	\$12,500.00	\$87,500.00	\$1,250.00	12500.00	62500.00
136	Generator prime output 1100kw to 1500	each	\$21,500.00	\$21,500.00	\$150,500.00	\$1,500.00	15000.00	75000.00
137	Generator prime output 1500kw to 2000	each	\$32,500.00	\$32,500.00	\$227,500.00	\$1,700.00	17000.00	85000.00
138	Generator prime output 1900kw to 2500	each	\$39,000.00	\$39,000.00	\$273,000.00	\$2,200.00	22000.00	110000.00
139	Generator prime output 2400kw to 3000	each	\$45,500.00	\$45,500.00	\$318,500.00	\$2,800.00	28000.00	140000.00
140	Golf cart capacity 2 person	each	\$100.00	\$100.00	\$700.00	\$10.00	100.00	500.00

EXECUTIVE SUMMARY

RFP No. RFP 26-75

Annual Disaster Debris Removal, Reduction and Disposal Services

VII- Hourly Rate Fee Schedule Equipment			Ceres Environmental Services, Inc.			CrowderGulf Joint Venture, Inc.		
Line Item	Description	Unit of Measure	Unit Cost	Daily	Weekly	Unit Cost	Daily	Weekly
141	Graders Moldboard Size 8ft to 50 incl. rigid and articulate eq.	each	\$624.38	\$624.38	\$4,370.63	\$125.00	1250.00	6250.00
142	Graders Moldboard Size 10ft to 100 incl. rigid and articulate eq.	each	\$749.38	\$749.38	\$5,245.63	\$150.00	1500.00	7500.00
143	Graders Moldboard Size 12ft to 150 incl. rigid and articulate eq.	each	\$1,036.88	\$1,036.88	\$7,258.13	\$160.00	1600.00	8000.00
144	Graders Moldboard Size 14ft to 225 incl. rigid and articulate eq.	each	\$1,499.38	\$1,499.38	\$10,495.63	\$180.00	1800.00	9000.00
145	Hose, discharge diameter 3in per 25 ft length incl. couplings	each	\$11.88	\$11.88	\$83.13	\$95.00	950.00	4750.00
146	Hose, discharge diameter 4in per 25 ft length incl. couplings	each	\$11.88	\$11.88	\$83.13	\$115.00	1150.00	5750.00
147	Hose, discharge diameter 6in per 25 ft length incl. couplings	each	\$11.88	\$11.88	\$83.13	\$135.00	1350.00	6750.00
148	Hose, discharge diameter 8in per 25 ft length incl. couplings	each	\$24.38	\$24.38	\$170.63	\$160.00	1600.00	8000.00
149	Hose, discharge diameter 12in per 25 ft length incl. couplings	each	\$36.88	\$36.88	\$258.13	\$225.00	2250.00	11250.00
150	Hose, discharge diameter 16in per 25 ft length incl. couplings	each	\$49.38	\$49.38	\$345.63	\$300.00	3000.00	15000.00
151	Hose, suction diameter 3in per 25 ft length incl. couplings	each	\$11.88	\$11.88	\$83.13	\$5.00	50.00	250.00
152	Hose, suction diameter 4in per 25 ft length incl. couplings	each	\$11.88	\$11.88	\$83.13	\$5.00	50.00	250.00
153	Hose, suction diameter 6in per 25 ft length incl. couplings	each	\$24.38	\$24.38	\$170.63	\$5.00	50.00	250.00
154	Hose, suction diameter 8in per 25 ft length incl. couplings	each	\$36.88	\$36.88	\$258.13	\$10.00	100.00	500.00

EXECUTIVE SUMMARY

RFP No. RFP 26-75

Annual Disaster Debris Removal, Reduction and Disposal Services

VII- Hourly Rate Fee Schedule Equipment			Ceres Environmental Services, Inc.			CrowderGulf Joint Venture, Inc.		
Line Item	Description	Unit of Measure	Unit Cost	Daily	Weekly	Unit Cost	Daily	Weekly
155	Hose, suction diameter 12in per 25 ft length incl. couplings	each	\$49.38	\$49.38	\$345.63	\$15.00	150.00	750.00
156	Hose, suction diameter 16in per 25 ft length incl. couplings	each	\$74.38	\$74.38	\$520.63	\$15.00	150.00	750.00
157	jackhammer (dry) wgt class 25-45 lbs	each	\$24.38	\$24.38	\$170.63	\$20.00	200.00	1000.00
158	Jackhammer (wet) wgt class 30-55 lbs	each	\$24.38	\$24.38	\$170.63	\$20.00	200.00	1000.00
159	Loader, crawler bucket cap 0.5cy to 32 inc. bucket	each	\$249.38	\$249.38	\$1,745.63	\$100.00	1000.00	5000.00
160	Loader, crawler bucket cap 1cy to 60 inc. bucket	each	\$424.38	\$424.38	\$2,970.63	\$120.00	1200.00	6000.00
161	Loader, crawler bucket cap 2cy to 118 inc. bucket	each	\$899.38	\$899.38	\$6,295.63	\$130.00	1300.00	6500.00
162	Loader, crawler bucket cap 3cy to 178 inc. bucket	each	\$1,599.38	\$1,599.38	\$11,195.63	\$140.00	1400.00	7000.00
163	Loader, crawler bucket cap 4cy to 238 inc. bucket	each	\$2,349.38	\$2,349.38	\$16,445.63	\$150.00	1500.00	7500.00
164	Loader, crawler bucket cap 5cy to 300 inc. bucket	each	\$2,749.38	\$2,749.38	\$19,245.63	\$160.00	1600.00	8000.00
165	Loader, skid-steer operating cap 1000lbs to 35	each	\$950.00	\$950.00	\$6,650.00	\$125.00	1250.00	6250.00
166	Loader, skid-steer operating cap 2000lbs to 65	each	\$1,000.00	\$1,000.00	\$7,000.00	\$125.00	1250.00	6250.00
167	Loader, skid-steer operating cap 3000lbs to 85	each	\$1,050.00	\$1,050.00	\$7,350.00	\$125.00	1250.00	6250.00
168	Loader, skid-steer operating cap 4000lbs to 94	each	\$1,100.00	\$1,100.00	\$7,700.00	\$125.00	1250.00	6250.00
169	Loader, tractor, wheel to 81	each	\$474.38	\$474.38	\$3,320.63	\$125.00	1250.00	6250.00
170	Loader, wheel bucket cap 0.5cy to 38	each	\$824.38	\$824.38	\$5,770.63	\$135.00	1350.00	6750.00
171	Loader, wheel bucket cap 1cy to 60	each	\$911.88	\$911.88	\$6,383.13	\$145.00	1450.00	7250.00
172	Loader, wheel bucket cap 2cy to 105	each	\$1,249.38	\$1,249.38	\$8,745.63	\$155.00	1550.00	7750.00

EXECUTIVE SUMMARY

RFP No. RFP 26-75

Annual Disaster Debris Removal, Reduction and Disposal Services

VII- Hourly Rate Fee Schedule Equipment			Ceres Environmental Services, Inc.			CrowderGulf Joint Venture, Inc.		
Line Item	Description	Unit of Measure	Unit Cost	Daily	Weekly	Unit Cost	Daily	Weekly
173	Loader, wheel bucket cap 3cy to 152	each	\$1,449.38	\$1,449.38	\$10,145.63	\$165.00	1650.00	8250.00
174	Loader, wheel bucket cap 4cy to 200	each	\$1,511.88	\$1,511.88	\$10,583.13	\$175.00	1750.00	8750.00
175	Loader, wheel bucket cap 5cy to 250	each	\$1,699.38	\$1,699.38	\$11,895.63	\$185.00	1850.00	9250.00
176	Loader, wheel bucket cap 6cy to 305	each	\$1,786.88	\$1,786.88	\$12,508.13	\$195.00	1950.00	9750.00
177	Loader, wheel bucket cap 7cy to 360	each	\$2,061.88	\$2,061.88	\$14,433.13	\$205.00	2050.00	10250.00
178	Loader, wheel bucket cap 8cy to 415	each	\$2,999.38	\$2,999.38	\$20,995.63	\$215.00	2150.00	10750.00
179	Loader, wheel bucket cap 9cy to 470	each	\$3,499.38	\$3,499.38	\$24,495.63	\$225.00	2250.00	11250.00
180	Loader, wheel bucket cap 10cy to 530	each	\$3,749.38	\$3,749.38	\$26,245.63	\$235.00	2350.00	11750.00
181	Loader-Backhoe, wheel loader bucket c 0.5cy to 40 all buckets inc	each	\$299.38	\$299.38	\$2,095.63	\$100.00	1000.00	5000.00
182	Loader-Backhoe, wheel loader bucket c 1cy to 70 all buckets inc	each	\$524.38	\$524.38	\$3,670.63	\$105.00	1050.00	5250.00
183	Loader-Backhoe, wheel loader bucket c 1.5cy to 95 all buckets inc	each	\$736.88	\$736.88	\$5,158.13	\$110.00	1100.00	5500.00
184	Loader-Backhoe, wheel loader bucket c 1.75cy to 115 all buckets inc	each	\$824.38	\$824.38	\$5,770.63	\$115.00	1150.00	5750.00
185	Mixer, concrete portable batching cap 10 cft	each	\$74.38	\$74.38	\$520.63	\$160.00	1600.00	8000.00
186	Mixer, concrete portable batching cap 16 cft	each	\$99.38	\$99.38	\$695.63	\$180.00	1800.00	9000.00
187	Mixer, concrete trailer m batching cap 11 cft to 10	each	\$174.38	\$174.38	\$1,220.63	\$220.00	2200.00	11000.00
188	Mixer, concrete trailer m batching cap 16 cft to 25	each	\$324.38	\$324.38	\$2,270.63	\$245.00	2450.00	12250.00
189	Motocycle, police	each	\$8.13	\$8.13	\$56.88	\$55.00	550.00	2750.00

EXECUTIVE SUMMARY

RFP No. RFP 26-75

Annual Disaster Debris Removal, Reduction and Disposal Services

VII- Hourly Rate Fee Schedule Equipment			Ceres Environmental Services, Inc.			CrowderGulf Joint Venture, Inc.		
Line Item	Description	Unit of Measure	Unit Cost	Daily	Weekly	Unit Cost	Daily	Weekly
190	mulcher, trailer mntd working cap 7 tph to 35		\$224.38	\$224.38	\$1,570.63	\$125.00	1250.00	6250.00
191	mulcher, trailer mntd working cap 10 tph to 55	each	\$349.38	\$349.38	\$2,445.63	\$150.00	1500.00	7500.00
192	mulcher, trailer mntd working cap 20 tph to 120	each	\$586.88	\$586.88	\$4,108.13	\$225.00	2250.00	11250.00
193	paver, asphalt to 50 inc. wheel and crawler equip	each	\$1,311.88	\$1,311.88	\$9,183.13	\$160.00	1600.00	8000.00
194	paver, asphalt to 75 inc. wheel and crawler equip	each	\$1,686.88	\$1,686.88	\$11,808.13	\$180.00	1800.00	9000.00
195	paver, asphalt to 125 inc. wheel and crawler equip	each	\$2,249.38	\$2,249.38	\$15,745.63	\$190.00	1900.00	9500.00
196	paver, asphalt to 175 inc. wheel and crawler equip	each	\$2,436.88	\$2,436.88	\$17,058.13	\$200.00	2000.00	10000.00
197	paver, asphalt to 250 inc. wheel and crawler equip	each	\$2,811.88	\$2,811.88	\$19,683.13	\$200.00	2000.00	10000.00
198	pick-up, asphalt to 110	each	\$1,124.38	\$1,124.38	\$7,870.63	\$20.00	200.00	1000.00
199	pick-up, asphalt to 150	each	\$1,599.38	\$1,599.38	\$11,195.63	\$25.00	250.00	1250.00
200	pick-up, asphalt to 200	each	\$2,161.88	\$2,161.88	\$15,133.13	\$30.00	300.00	1500.00
201	pick-up, asphalt to 275	each	\$2,724.38	\$2,724.38	\$19,070.63	\$35.00	350.00	1750.00
202	Plow, cable plow depth 18 in to 30	each	\$12.50	\$12.50	\$87.50	\$95.00	950.00	4750.00
203	Plow, cable plow depth 36 in to 45	each	\$18.75	\$18.75	\$131.25	\$105.00	1050.00	5250.00
204	Plow, cable plow depth 48 in to 110	each	\$25.00	\$25.00	\$175.00	\$115.00	1150.00	5750.00
205	Plow, grader mounted width to 10 ft	each	\$74.94	\$74.94	\$524.56	\$90.00	900.00	4500.00
206	Plow, grader mounted width to 14 ft	each	\$149.94	\$149.94	\$1,049.56	\$100.00	1000.00	5000.00
207	Plow, truck mounted width to 15 ft	each	\$162.44	\$162.44	\$1,137.06	\$105.00	1050.00	5250.00
208	Plow, truck mounted width to 15 ft with leveling wing	each	\$162.44	\$162.44	\$1,137.06	\$115.00	1150.00	5750.00
209	Pump to 3 hoses not inc	each	\$49.38	\$49.38	\$345.63	\$25.00	250.00	1250.00

EXECUTIVE SUMMARY

RFP No. RFP 26-75

Annual Disaster Debris Removal, Reduction and Disposal Services

VII- Hourly Rate Fee Schedule Equipment			Ceres Environmental Services, Inc.			CrowderGulf Joint Venture, Inc.		
Line Item	Description	Unit of Measure	Unit Cost	Daily	Weekly	Unit Cost	Daily	Weekly
210	Pump to 6 hoses not inc	each	\$61.88	\$61.88	\$433.13	\$35.00	350.00	1750.00
211	Pump to 10 hoses not inc	each	\$86.88	\$86.88	\$608.13	\$50.00	500.00	2500.00
212	Pump to 15 hoses not inc	each	\$149.38	\$149.38	\$1,045.63	\$75.00	750.00	3750.00
213	Pump to 25 hoses not inc	each	\$174.38	\$174.38	\$1,220.63	\$95.00	950.00	4750.00
214	Pump to 40 hoses not inc	each	\$374.38	\$374.38	\$2,620.63	\$125.00	1250.00	6250.00
215	Pump to 60 hoses not inc	each	\$436.88	\$436.88	\$3,058.13	\$160.00	1600.00	8000.00
216	Pump to 95 hoses not inc	each	\$624.38	\$624.38	\$4,370.63	\$180.00	1800.00	9000.00
217	Pump to 140 hoses not inc	each	\$711.88	\$711.88	\$4,983.13	\$190.00	1900.00	9500.00
218	Pump to 200 hoses not inc	each	\$724.38	\$724.38	\$5,070.63	\$225.00	2250.00	11250.00
219	Pump extender Length 20 ft	each	\$12.49	\$12.49	\$87.41	\$35.00	350.00	1750.00
220	Pump, w/o power pump size 6 in	each	\$24.38	\$24.38	\$170.63	\$95.00	950.00	4750.00
221	Pump, w/o power pump size 12 in	each	\$36.88	\$36.88	\$258.13	\$150.00	1500.00	7500.00
222	Pump, w/o power pump size 24 in	each	\$61.88	\$61.88	\$433.13	\$160.00	1600.00	8000.00
223	saw, concrete blade dia 14 in to 14	each	\$136.88	\$136.88	\$958.13	\$15.00	150.00	750.00
224	saw, concrete blade dia 26 in to 35	each	\$311.88	\$311.88	\$2,183.13	\$15.00	150.00	750.00
225	saw, concrete blade dia 48 in to 65	each	\$524.38	\$524.38	\$3,670.63	\$15.00	150.00	750.00
226	saw, rock to 65	each	\$624.38	\$624.38	\$4,370.63	\$60.00	600.00	3000.00
227	saw, rock to 90	each	\$711.88	\$711.88	\$4,983.13	\$65.00	650.00	3250.00
228	saw, rock to 120	each	\$1,311.88	\$1,311.88	\$9,183.13	\$70.00	700.00	3500.00
229	Scraper scraper cap 11cy to 175	each	\$498.75	\$498.75	\$3,491.25	\$160.00	1600.00	8000.00
230	Scraper scraper cap 16cy to 250	each	\$562.50	\$562.50	\$3,937.50	\$175.00	1750.00	8750.00
231	Scraper scraper cap 23cy to 265	each	\$623.75	\$623.75	\$4,366.25	\$195.00	1950.00	9750.00

EXECUTIVE SUMMARY

RFP No. RFP 26-75

Annual Disaster Debris Removal, Reduction and Disposal Services

VII- Hourly Rate Fee Schedule Equipment			Ceres Environmental Services, Inc.			CrowderGulf Joint Venture, Inc.		
Line Item	Description	Unit of Measure	Unit Cost	Daily	Weekly	Unit Cost	Daily	Weekly
232	Scraper scraper cap 34cy to 475	each	\$687.50	\$687.50	\$4,812.50	\$225.00	2250.00	11250.00
233	Scraper scraper cap 44cy to 600	each	\$748.75	\$748.75	\$5,241.25	\$245.00	2450.00	12250.00
234	Sprayer, seed working cap 750 gal to 30 trailer & truck mounted	each	\$211.88	\$211.88	\$1,483.13	\$115.00	1150.00	5750.00
235	Sprayer, seed working cap 1250 gal to 50 trailer & truck mounted	each	\$311.88	\$311.88	\$2,183.13	\$120.00	1200.00	6000.00
236	Sprayer, seed working cap 3500 gal to 115 trailer & truckmounted	each	\$599.38	\$599.38	\$4,195.63	\$120.00	1200.00	6000.00
237	Spreader, chemical capacity 5 cy to 4 trailer & truck mounted	each	\$86.88	\$86.88	\$608.13	\$120.00	1200.00	6000.00
238	Spreader, chip hopper width 12.5 ft to 152	each	\$1,124.38	\$1,124.38	\$7,870.63	\$90.00	900.00	4500.00
239	Spreader, chip hopper width 16.5 ft to 215	each	\$1,786.88	\$1,786.88	\$12,508.13	\$90.00	900.00	4500.00
240	Spreader, chip, mntd hopper size 8 ft to 8 trailer & truck mounted	each	\$74.38	\$74.38	\$520.63	\$90.00	900.00	4500.00
241	Spreader, sand mounting tailgate, chassis	each	\$61.88	\$61.88	\$433.13	\$90.00	900.00	4500.00
242	Spreader, sand mounting dump body	each	\$111.88	\$111.88	\$783.13	\$90.00	900.00	4500.00
243	Spreader, sand mounting truck (10yd)	each	\$149.38	\$149.38	\$1,045.63	\$95.00	950.00	4750.00
244	Striper Paint cap 40 gal to 22	each	\$174.38	\$174.38	\$1,220.63	\$60.00	600.00	3000.00
245	Striper Paint cap 90 gal to 60	each	\$399.38	\$399.38	\$2,795.63	\$65.00	650.00	3250.00
246	Striper Paint cap 120 gal to 122	each	\$774.38	\$774.38	\$5,420.63	\$75.00	750.00	3500.00
247	Striper, truck mtd Paint cap 120 gal to 460	each	\$1,599.38	\$1,599.38	\$11,195.63	\$95.00	950.00	4750.00
248	Striper, walk-behind paint cap 12 gal	each	\$74.38	\$74.38	\$520.63	\$65.00	650.00	3250.00
249	Sweeper, pavement to 110	each	\$1,036.88	\$1,036.88	\$7,258.13	\$95.00	950.00	4750.00

EXECUTIVE SUMMARY

RFP No. RFP 26-75

Annual Disaster Debris Removal, Reduction and Disposal Services

VII- Hourly Rate Fee Schedule Equipment			Ceres Environmental Services, Inc.			CrowderGulf Joint Venture, Inc.		
Line Item	Description	Unit of Measure	Unit Cost	Daily	Weekly	Unit Cost	Daily	Weekly
250	Sweeper, pavement to 150	each	\$1,286.88	\$1,286.88	\$9,008.13	\$125.00	1250.00	6250.00
251	Sweeper, pavement to 200	each	\$1,599.38	\$1,599.38	\$11,195.63	\$145.00	1450.00	7250.00
252	Trailer, dump capacity 20 cy prime mover not incl	each	\$149.38	\$149.38	\$1,045.63	\$65.00	650.00	3250.00
253	Trailer, dump capacity 30 cy prime mover not incl	each	\$261.88	\$261.88	\$1,833.13	\$95.00	950.00	4750.00
254	Trailer, dump capacity 40 cy prime mover not incl	each	\$374.38	\$374.38	\$2,620.63	\$120.00	1200.00	6000.00
255	Trailer, equipment capacity 30 tons	each	\$199.38	\$199.38	\$1,395.63	\$120.00	1200.00	6000.00
256	Trailer, equipment capacity 40 tons	each	\$236.88	\$236.88	\$1,658.13	\$140.00	1400.00	7000.00
257	Trailer, equipment capacity 60 tons	each	\$286.88	\$286.88	\$2,008.13	\$160.00	1600.00	8000.00
258	Trailer, office trailer size 8'*24'	each	\$786.88	\$786.88	\$5,508.13	\$50.00	500.00	2500.00
259	Trailer, office trailer size 8'*32'	each	\$1,199.38	\$1,199.38	\$8,395.63	\$65.00	650.00	3250.00
260	Trailer, office trailer size 10'*32'	each	\$1,536.88	\$1,536.88	\$10,758.13	\$80.00	800.00	4000.00
261	Trailer, water tank cap 4000 gal incl. centrifugal pump with sump and rear Spray bar	each	\$211.88	\$211.88	\$1,483.13	\$125.00	1250.00	6250.00
262	Trailer, water tank cap 6000 gal incl. centrifugal pump with sump and rear Spray bar	each	\$399.38	\$399.38	\$2,795.63	\$135.00	1350.00	6750.00
263	Trailer, water tank cap 10000 gal incl. centrifugal pump with sump and rear Spray bar	each	\$474.38	\$474.38	\$3,320.63	\$145.00	1450.00	7250.00
264	Trailer, water tank cap 14000 gal incl. centrifugal pump with sump and rear Spray bar	each	\$586.88	\$586.88	\$4,108.13	\$165.00	1650.00	8250.00
265	Trencher to 35 walk-behind crawler & wheel mounted chain & wheel	each	\$374.38	\$374.38	\$2,620.63	\$60.00	600.00	3000.00
266	Trencher to 85 walk-behind crawler & wheel mounted chain & wheel	each	\$824.38	\$824.38	\$5,770.63	\$65.00	650.00	3250.00

EXECUTIVE SUMMARY

RFP No. RFP 26-75

Annual Disaster Debris Removal, Reduction and Disposal Services

VII- Hourly Rate Fee Schedule Equipment			Ceres Environmental Services, Inc.			CrowderGulf Joint Venture, Inc.		
Line Item	Description	Unit of Measure	Unit Cost	Daily	Weekly	Unit Cost	Daily	Weekly
267	Trencher to 115 walk-behind crawler & wheel mounted chain & wheel	each	\$1,124.38	\$1,124.38	\$7,870.63	\$95.00	950.00	4750.00
268	Trencher to 175 walk-behind crawler & wheel mounted chain & wheel	each	\$1,624.38	\$1,624.38	\$11,370.63	\$95.00	950.00	4750.00
269	Trowel, concrete diameter 90 in to 25	each	\$311.25	\$311.25	\$2,178.75	\$25.00	250.00	1250.00
270	Trowel, concrete diameter 100 in to 38	each	\$371.25	\$371.25	\$2,598.75	\$25.00	250.00	1250.00
271	Truck, bucket add flatbed truck to truck mounted aerial lift	each	\$1,625.00	\$1,625.00	\$11,375.00	\$165.00	1650.00	8250.00
272	Truck, cleaning add flatbed truck to sewer cleaner	each	\$2,498.75	\$2,498.75	\$17,491.25	\$125.00	1250.00	6250.00
273	Truck, concrete mixer mixer cap 10cyto 255	each	\$1,311.88	\$1,311.88	\$9,183.13	\$215.00	2150.00	10750.00
274	Truck, concrete mixer mixer cap 13 cy to 300	each	\$1,686.88	\$1,686.88	\$11,808.13	\$225.00	2250.00	11250.00
275	Truck, dump struck cap 8 cy to 210	each	\$811.88	\$811.88	\$5,683.13	\$120.00	1200.00	6000.00
276	Truck, dump struck cap 10cy to 235	each	\$1,124.38	\$1,124.38	\$7,870.63	\$125.00	1250.00	6250.00
277	Truck, dump struck cap 12cy to 255	each	\$1,411.88	\$1,411.88	\$9,883.13	\$130.00	1300.00	6500.00
278	Truck, dump struck cap 18cy to 330	each	\$1,499.38	\$1,499.38	\$10,495.63	\$135.00	1350.00	6750.00
279	Truck, dump struck cap 28cy to 400	each	\$2,161.88	\$2,161.88	\$15,133.13	\$140.00	1400.00	7000.00
280	Truck, dump struck cap 40cy to 460	each	\$2,749.38	\$2,749.38	\$19,245.63	\$145.00	1450.00	7250.00
281	Truck, dump struck cap 50cy to 620	each	\$3,124.38	\$3,124.38	\$21,870.63	\$160.00	1600.00	8000.00
282	Truck, flatbed maximum Gvw 15000lbs to 150	each	\$474.38	\$474.38	\$3,320.63	\$65.00	650.00	3250.00
283	Truck, flatbed maximum Gvw 25000lbs to 180	each	\$524.38	\$524.38	\$3,670.63	\$70.00	700.00	3500.00

EXECUTIVE SUMMARY

RFP No. RFP 26-75

Annual Disaster Debris Removal, Reduction and Disposal Services

VII- Hourly Rate Fee Schedule Equipment			Ceres Environmental Services, Inc.			CrowderGulf Joint Venture, Inc.		
Line Item	Description	Unit of Measure	Unit Cost	Daily	Weekly	Unit Cost	Daily	Weekly
284	Truck, flatbed maximum Gvw 30000lbs to 215	each	\$586.88	\$586.88	\$4,108.13	\$75.00	750.00	3750.00
285	Truck, flatbed maximum Gvw 45000lbs to 250	each	\$1,036.88	\$1,036.88	\$7,258.13	\$85.00	850.00	4250.00
286	Truck, flatbed maximum Gvw 50000lbs to 300	each	\$1,624.38	\$1,624.38	\$11,370.63	\$115.00	1150.00	5750.00
287	Truck, flatbed maximum Gvw to 375	each	\$1,999.38	\$1,999.38	\$13,995.63	\$90.00	900.00	4500.00
288	Truck, flatbed maximum Gvw to 450	each	\$2,374.38	\$2,374.38	\$16,620.63	\$95.00	950.00	4750.00
289	Truck, knuckle boom add flatbed truck to truck mounted crane	each	\$1,862.50	\$1,862.50	\$13,037.50	\$240.00	2400.00	1200.00
290	Truck, pickup to 130 when transp. People	each	\$699.38	\$699.38	\$4,895.63	\$25.00	250.00	1250.00
291	Truck, tractor to 210	each	\$711.88	\$711.88	\$4,983.13	\$95.00	950.00	4750.00
292	Truck, tractor to 265	each	\$836.88	\$836.88	\$5,858.13	\$110.00	1100.00	5500.00
293	Truck, tractor to 310	each	\$1,036.88	\$1,036.88	\$7,258.13	\$115.00	1150.00	5750.00
294	Truck, tractor to 350	each	\$1,311.88	\$1,311.88	\$9,183.13	\$125.00	1250.00	6250.00
295	Truck, water tank cap 2500 gal to 175 inc pump and rear spray system	each	\$711.88	\$711.88	\$4,983.13	\$135.00	1350.00	6750.00
296	Truck, water tank cap 4000 gal to 250 inc pump and rear spray system	each	\$936.88	\$936.88	\$6,558.13	\$145.00	1450.00	7250.00
297	Tub grinder to 400	each	\$3,562.50	\$3,562.50	\$24,937.50	\$250.00	2500.00	12500.00
298	Tub grinder to 500	each	\$4,937.50	\$4,937.50	\$34,562.50	\$300.00	3000.00	15000.00
300	Tub grinder to 600	each	\$5,324.38	\$5,324.38	\$37,270.63	\$350.00	3500.00	17500.00
301	Tub grinder to 700	each	\$7,224.38	\$7,224.38	\$50,570.63	\$400.00	4000.00	20000.00
302	Tub grinder to 800	each	\$7,487.50	\$7,487.50	\$52,412.50	\$450.00	4500.00	22500.00
303	Tub grinder to 900	each	\$7,687.50	\$7,687.50	\$53,812.50	\$500.00	5000.00	25000.00
304	Tub grinder to 1000	each	\$7,824.38	\$7,824.38	\$54,770.63	\$650.00	6500.00	32500.00
305	Vibrator, concrete to 4	each	\$61.25	\$61.25	\$428.75	\$10.00	100.00	500.00

EXECUTIVE SUMMARY

RFP No. RFP 26-75

Annual Disaster Debris Removal, Reduction and Disposal Services

VII- Hourly Rate Fee Schedule Equipment			Ceres Environmental Services, Inc.			CrowderGulf Joint Venture, Inc.		
Line Item	Description	Unit of Measure	Unit Cost	Daily	Weekly	Unit Cost	Daily	Weekly
306	Vibrator, concrete to 8	each	\$98.75	\$98.75	\$691.25	\$10.00	100.00	500.00
307	Welder, portable to 16 inc. ground cable and lead cable	each	\$121.25	\$121.25	\$848.75	\$95.00	950.00	4750.00
308	Welder, portable to 34 inc. ground cable and lead cable	each	\$248.75	\$248.75	\$1,741.25	\$120.00	1200.00	6000.00
309	Welder, portable to 50 inc. ground cable and lead cable	each	\$367.50	\$367.50	\$2,572.50	\$120.00	1200.00	6000.00
310	Welder, portable to 80 inc. ground cable and lead cable	each	\$495.00	\$495.00	\$3,465.00	\$120.00	1200.00	6000.00
Total			\$515,921.51			\$52,250.00		

VII- HOURLY RATE FEE SCHEDULE EQUIPMENT (Table 3 of 6)

VII- Hourly Rate Fee Schedule Equipment			DRC Emergency Services, LLC			Dynamic Group, LLC		
Line Item	Description	Unit of Measure	Unit Cost	Daily	Weekly	Unit Cost	Daily	Weekly
1	Aerial lift, self-propelled max. platform height 37ft to 15 articulated	each	\$400.00	400.00	2800.00	\$960.00	\$960.00	\$5,760.00
2	Aerial lift, self-propelled max. platform height 37ft to 15 telescoping	each	\$450.00	450.00	3150.00	\$960.00	\$960.00	\$5,760.00
3	Aerial lift, self-propelled max. platform height 37ft to 15 scissor	each	\$500.00	500.00	3500.00	\$960.00	\$960.00	\$5,760.00
4	Aerial lift, self-propelled max. platform height 60ft to 30 articulated	each	\$550.00	550.00	3850.00	\$1,200.00	\$1,200.00	\$7,200.00
5	Aerial lift, self-propelled max. platform height 60ft to 30 telescoping	each	\$550.00	550.00	3850.00	\$1,200.00	\$1,200.00	\$7,200.00
6	Aerial lift, self-propelled max. platform height 60ft to 30 scissor	each	\$550.00	550.00	3850.00	\$1,200.00	\$1,200.00	\$7,200.00
7	Aerial lift, self-propelled max. platform height 70ft to 50 articulated	each	\$600.00	600.00	4200.00	\$1,680.00	\$1,680.00	\$10,080.00
8	Aerial lift, self-propelled max. platform height 70ft to 50 telescoping	each	\$650.00	650.00	4550.00	\$1,680.00	\$1,680.00	\$10,080.00

EXECUTIVE SUMMARY

RFP No. RFP 26-75

Annual Disaster Debris Removal, Reduction and Disposal Services

VII- Hourly Rate Fee Schedule Equipment			DRC Emergency Services, LLC			Dynamic Group, LLC		
Line Item	Description	Unit of Measure	Unit Cost	Daily	Weekly	Unit Cost	Daily	Weekly
9	Aerial lift, self-propelled max. platform height 70ft to 50 scissor	each	\$650.00	650.00	4550.00	\$1,680.00	\$1,680.00	\$10,080.00
10	Aerial lift, self-propelled max. platform height 125ft to 85 articulated	each	\$850.00	850.00	5950.00	\$2,400.00	\$2,400.00	\$14,400.00
11	Aerial lift, self-propelled max. platform height 125ft to 85 telescoping	each	\$850.00	850.00	5950.00	\$2,400.00	\$2,400.00	\$14,400.00
12	Aerial lift, self-propelled max. platform height 125ft to 85 scissor	each	\$850.00	850.00	5950.00	\$2,400.00	\$2,400.00	\$14,400.00
13	Aerial lift, self-propelled max. platform height 150ft to 130 articulated	each	\$950.00	950.00	6650.00	\$2,880.00	\$2,880.00	\$17,280.00
14	Aerial lift, self-propelled max. platform height 150ft to 130 telescoping	each	\$2,200.00	2200.00	15400.00	\$2,880.00	\$2,880.00	\$17,280.00
15	Aerial lift, self-propelled max. platform height 150ft to 130	each	\$2,200.00	2200.00	15400.00	\$2,880.00	\$2,880.00	\$17,280.00
16	Aerial lift, truck mounted max. platform height 25ft articulated	each	\$1,560.00	1560.00	10920.00	\$1,500.00	\$1,500.00	\$9,000.00
17	Aerial lift, truck mounted max. platform height 25ft telescoping	each	\$1,560.00	1560.00	10920.00	\$1,500.00	\$1,500.00	\$9,000.00
18	Aerial lift, truck mounted max. platform height 50ft articulated	each	\$1,560.00	1560.00	10920.00	\$1,860.00	\$1,860.00	\$11,160.00
19	Aerial lift, truck mounted max. platform height 50ft telescoping	each	\$1,560.00	1560.00	10920.00	\$1,860.00	\$1,860.00	\$11,160.00
20	Aerial lift, truck mounted max. platform height 75ft articulated	each	\$1,800.00	1800.00	12600.00	\$2,280.00	\$2,280.00	\$13,680.00
21	Aerial lift, truck mounted max. platform height 75ft telescoping	each	\$1,800.00	1800.00	12600.00	\$2,280.00	\$2,280.00	\$13,680.00
22	Aerial lift, truck mounted max. platform height 100ft articulated	each	\$2,200.00	2200.00	15400.00	\$2,880.00	\$2,880.00	\$17,280.00

EXECUTIVE SUMMARY

RFP No. RFP 26-75

Annual Disaster Debris Removal, Reduction and Disposal Services

VII- Hourly Rate Fee Schedule Equipment			DRC Emergency Services, LLC			Dynamic Group, LLC		
Line Item	Description	Unit of Measure	Unit Cost	Daily	Weekly	Unit Cost	Daily	Weekly
23	Aerial lift, truck mounted max. platform height 100ft telescoping	each	\$2,200.00	2200.00	15400.00	\$2,880.00	\$2,880.00	\$17,280.00
24	Air compressor air delivery 41cfm to 10 hoses incl.	each	\$520.00	520.00	3640.00	\$300.00	\$300.00	\$1,800.00
25	Air compressor air delivery 103cfm to 30 hoses incl.	each	\$560.00	560.00	3920.00	\$420.00	\$420.00	\$2,520.00
26	Air compressor air delivery 130cfm to 50 hoses incl.	each	\$600.00	600.00	4200.00	\$540.00	\$540.00	\$3,240.00
27	Air compressor air delivery 175cfm to 90 hoses incl.	each	\$720.00	720.00	5040.00	\$660.00	\$660.00	\$3,960.00
28	Air compressor air delivery 400cf to 145 hoses incl.	each	\$760.00	760.00	5320.00	\$720.00	\$720.00	\$4,320.00
29	Air compressor air delivery 575cfm to 230 hoses incl.	each	\$1,200.00	1200.00	8400.00	\$780.00	\$780.00	\$4,680.00
30	Air compressor air delivery 1100cfm to 355 hoses incl.	each	\$1,400.00	1400.00	9800.00	\$840.00	\$840.00	\$5,040.00
31	Air compressor air delivery 1600cfm to 500 hoses incl.	each	\$1,560.00	1560.00	10920.00	\$900.00	\$900.00	\$5,400.00
32	Air curtain burner to 50 in ground	each	\$1,560.00	1560.00	10920.00	\$3,300.00	\$3,300.00	\$19,800.00
33	Air curtain burner to 75 in ground	each	\$1,720.00	1720.00	12040.00	\$3,300.00	\$3,300.00	\$19,800.00
34	Air curtain burner to 100 in ground	each	\$1,800.00	1800.00	12600.00	\$3,600.00	\$3,600.00	\$21,600.00
35	Air curtain burner to 50 above ground	each	\$2,000.00	2000.00	14000.00	\$3,300.00	\$3,300.00	\$19,800.00
36	Air curtain burner to 75 above ground	each	\$2,200.00	2200.00	15400.00	\$3,300.00	\$3,300.00	\$19,800.00
37	Air curtain burner to 100 above ground	each	\$2,400.00	2400.00	16800.00	\$3,600.00	\$3,600.00	\$21,600.00
38	Auger, portable hole diameter 16 in to 6	each	\$600.00	600.00	4200.00	\$90.00	\$90.00	\$540.00
39	Auger, portable hole diameter 18 in to 13	each	\$640.00	640.00	4480.00	\$120.00	\$120.00	\$720.00

EXECUTIVE SUMMARY

RFP No. RFP 26-75

Annual Disaster Debris Removal, Reduction and Disposal Services

VII- Hourly Rate Fee Schedule Equipment			DRC Emergency Services, LLC			Dynamic Group, LLC		
Line Item	Description	Unit of Measure	Unit Cost	Daily	Weekly	Unit Cost	Daily	Weekly
40	Auger, Tractor mounted max. auger dia 36 in to 13 incl. digger boom and mounting hardware	each	\$1,000.00	1000.00	7000.00	\$660.00	\$660.00	\$3,960.00
41	Auger, Tractor mounted max. auger size 24 in to 100 guardrail post driver	each	\$1,040.00	1040.00	7280.00	\$660.00	\$660.00	\$3,960.00
42	Board, arrow to 8 trailer mount	each	\$520.00	520.00	3640.00	\$1,620.00	\$1,620.00	\$9,720.00
43	Board, message to 5 trailer mount	each	\$520.00	520.00	3640.00	\$1,620.00	\$1,620.00	\$9,720.00
44	Breaker, pavement to 70	each	\$280.00	280.00	1960.00	\$300.00	\$300.00	\$1,800.00
45	Breaker, pavement to 105	each	\$320.00	320.00	2240.00	\$420.00	\$420.00	\$2,520.00
46	Breaker, pavement to 137	each	\$360.00	360.00	2520.00	\$480.00	\$480.00	\$2,880.00
47	Broom, pavement broom length 72in to 20	each	\$520.00	520.00	3640.00	\$2,340.00	\$2,340.00	\$14,040.00
48	Broom, pavement broom length 84in to 45	each	\$600.00	600.00	4200.00	\$2,580.00	\$2,580.00	\$15,480.00
49	Broom, pavement broom length 96in to 100	each	\$640.00	640.00	4480.00	\$2,820.00	\$2,820.00	\$16,920.00
50	Broom, pavement mounted broom length 72in to 18	each	\$760.00	760.00	5320.00	\$3,600.00	\$3,600.00	\$21,600.00
51	Broom, pavement pull broom length 84in to 20	each	\$800.00	800.00	5600.00	\$3,000.00	\$3,000.00	\$18,000.00
52	Bucket, clamshell capacity 1.0cy incl. teeth	each	\$1,280.00	1280.00	8960.00	\$3,600.00	\$3,600.00	\$21,600.00
53	Bucket, clamshell capacity 2.5cy incl. teeth	each	\$1,360.00	1360.00	9520.00	\$3,600.00	\$3,600.00	\$21,600.00
54	Bucket, clamshell capacity 5.0cy incl. teeth	each	\$1,720.00	1720.00	12040.00	\$4,200.00	\$4,200.00	\$25,200.00
55	Bucket, clamshell capacity 7.5cy incl. teeth	each	\$1,800.00	1800.00	12600.00	\$4,200.00	\$4,200.00	\$25,200.00
56	Bucket, dragline capacity 2.0cy	each	\$1,320.00	1320.00	9240.00	\$3,600.00	\$3,600.00	\$21,600.00
57	Bucket, dragline capacity 5.0cy	each	\$1,560.00	1560.00	10920.00	\$3,900.00	\$3,900.00	\$23,400.00

EXECUTIVE SUMMARY

RFP No. RFP 26-75

Annual Disaster Debris Removal, Reduction and Disposal Services

VII- Hourly Rate Fee Schedule Equipment			DRC Emergency Services, LLC			Dynamic Group, LLC		
Line Item	Description	Unit of Measure	Unit Cost	Daily	Weekly	Unit Cost	Daily	Weekly
58	Bucket, dragline capacity 10cy	each	\$1,800.00	1800.00	12600.00	\$4,200.00	\$4,200.00	\$25,200.00
59	Bucket, dragline capacity 14cy	each	\$2,000.00	2000.00	14000.00	\$4,500.00	\$4,500.00	\$27,000.00
60	Chain saw bar length 16in	each	\$520.00	520.00	3640.00	\$60.00	\$60.00	\$360.00
61	Chain saw bar length 25in	each	\$520.00	520.00	3640.00	\$120.00	\$120.00	\$720.00
62	Chain saw, pole bar size 18in	each	\$520.00	520.00	3640.00	\$120.00	\$120.00	\$720.00
63	Chipper, brush chipping cap. 6in to 35 trailer mount	each	\$1,200.00	1200.00	8400.00	\$2,700.00	\$2,700.00	\$16,200.00
64	Chipper, brush chipping cap. 12in to 65 trailer mount	each	\$1,320.00	1320.00	9240.00	\$2,820.00	\$2,820.00	\$16,920.00
65	chipper, brush chipping cap. 16in to 100 trailer mount	each	\$1,400.00	1400.00	9800.00	\$2,940.00	\$2,940.00	\$17,640.00
66	chipper, brush chipping cap. 18in to 125 trailer mount	each	\$1,560.00	1560.00	10920.00	\$3,060.00	\$3,060.00	\$18,360.00
67	chipper, brush chipping cap. 18in to 200 trailer mount	each	\$1,800.00	1800.00	12600.00	\$3,180.00	\$3,180.00	\$19,080.00
68	chipper, brush chipping cap. 19in to 300 trailer mount	each	\$1,880.00	1880.00	13160.00	\$3,240.00	\$3,240.00	\$19,440.00
69	chipper, brush chipping cap. 19in to 450 trailer mount	each	\$2,000.00	2000.00	14000.00	\$3,300.00	\$3,300.00	\$19,800.00
70	chipper, brush to 650 trailer mount	each	\$2,120.00	2120.00	14840.00	\$5,880.00	\$5,880.00	\$35,280.00
71	clamshell & dragline to 100 bucket not incl	each	\$1,400.00	1400.00	9800.00	\$2,400.00	\$2,400.00	\$14,400.00
72	clamshell & dragline to 155 bucket not incl	each	\$1,480.00	1480.00	10360.00	\$3,600.00	\$3,600.00	\$21,600.00
73	clamshell & dragline to 235 bucket not incl	each	\$1,560.00	1560.00	10920.00	\$4,200.00	\$4,200.00	\$25,200.00
74	clamshell & dragline to 350 bucket not incl	each	\$1,720.00	1720.00	12040.00	\$4,800.00	\$4,800.00	\$28,800.00
75	clamshell & dragline to 530 bucket not incl	each	\$1,800.00	1800.00	12600.00	\$6,000.00	\$6,000.00	\$36,000.00
76	clamshell & dragline to 800 bucket not incl	each	\$2,000.00	2000.00	14000.00	\$7,200.00	\$7,200.00	\$43,200.00

EXECUTIVE SUMMARY

RFP No. RFP 26-75

Annual Disaster Debris Removal, Reduction and Disposal Services

VII- Hourly Rate Fee Schedule Equipment			DRC Emergency Services, LLC			Dynamic Group, LLC		
Line Item	Description	Unit of Measure	Unit Cost	Daily	Weekly	Unit Cost	Daily	Weekly
77	cleaner, sewer/catch basin hopper cap. 5 cy truck mount	each	\$1,320.00	1320.00	9240.00	\$2,340.00	\$2,340.00	\$14,400.00
78	cleaner, sewer/catch basin hopper cap. 14 cy truck mount	each	\$1,560.00	1560.00	10920.00	\$2,340.00	\$2,340.00	\$14,400.00
79	compactor to 10	each	\$400.00	400.00	2800.00	\$360.00	\$360.00	\$2,160.00
80	compactor to 45	each	\$440.00	440.00	3080.00	\$420.00	\$420.00	\$2,520.00
81	compactor to 75	each	\$480.00	480.00	3360.00	\$480.00	\$480.00	\$2,880.00
82	compactor to 150	each	\$520.00	520.00	3640.00	\$540.00	\$540.00	\$3,240.00
83	compactor to 235	each	\$600.00	600.00	4200.00	\$660.00	\$660.00	\$3,300.00
84	compactor to 335	each	\$680.00	680.00	4760.00	\$720.00	\$720.00	\$3,600.00
85	compactor to 535	each	\$760.00	760.00	5320.00	\$780.00	\$780.00	\$3,900.00
86	compactor, towed to 15	each	\$480.00	480.00	3360.00	\$300.00	\$300.00	\$1,800.00
87	compactor, towed to 50	each	\$560.00	560.00	3920.00	\$420.00	\$420.00	\$2,520.00
88	compactor, towed to 100	each	\$640.00	640.00	4480.00	\$540.00	\$540.00	\$3,240.00
89	crane max lift 8 mt to 80	each	\$1,560.00	1560.00	10920.00	\$2,700.00	\$2,700.00	\$16,200.00
90	crane max lift 15 mt to 150	each	\$2,000.00	2000.00	14000.00	\$3,300.00	\$3,300.00	\$19,800.00
91	crane max lift 27 mt to 200	each	\$2,360.00	2360.00	16520.00	\$4,200.00	\$4,200.00	\$25,200.00
92	crane max lift 45 mt to 300	each	\$2,600.00	2600.00	18200.00	\$5,400.00	\$5,400.00	\$32,400.00
93	crane max lift 70 mt to 350	each	\$3,000.00	3000.00	21000.00	\$7,800.00	\$7,800.00	\$46,800.00
94	crane max lift 110 mt to 450	each	\$3,160.00	3160.00	22120.00	\$10,800.00	\$10,800.00	\$64,800.00
95	crane, truck mount max lift 17600lbs	each	\$1,800.00	1800.00	12600.00	\$2,700.00	\$2,700.00	\$16,200.00
96	crane, truck mount max lift 33000lbs	each	\$2,000.00	2000.00	14000.00	\$3,000.00	\$3,000.00	\$18,000.00
97	crane, truck mount max lift 60000lbs	each	\$2,200.00	2200.00	15400.00	\$3,000.00	\$3,000.00	\$18,000.00
98	crane, truck mount max lift 120000lbs	each	\$2,800.00	2800.00	19600.00	\$3,600.00	\$3,600.00	\$21,600.00
99	cutter, brush cutter size 8ft to 150	each	\$1,200.00	1200.00	8400.00	\$3,300.00	\$3,300.00	\$19,800.00

EXECUTIVE SUMMARY

RFP No. RFP 26-75

Annual Disaster Debris Removal, Reduction and Disposal Services

VII- Hourly Rate Fee Schedule Equipment			DRC Emergency Services, LLC			Dynamic Group, LLC		
Line Item	Description	Unit of Measure	Unit Cost	Daily	Weekly	Unit Cost	Daily	Weekly
101	cutter, brush cutter size 8ft to 190	each	\$1,280.00	1280.00	8960.00	\$3,600.00	\$3,600.00	\$21,600.00
102	cutter, brush cutter size 10ft to 245	each	\$1,360.00	1360.00	9520.00	\$4,200.00	\$4,200.00	\$25,200.00
103	distributor, asphalt tank cap 500 gal truck mount incl. burners insulated tank circul. Spray bar	each	\$3,960.00	3960.00	27720.00	\$6,000.00	\$6,000.00	\$36,000.00
104	distributor, asphalt tank cap 1000 gal truck mount incl. burners insulated tank circul. Spray bar	each	\$4,760.00	4760.00	33320.00	\$6,000.00	\$6,000.00	\$36,000.00
105	dozer, crawler, to 65	each	\$1,160.00	1160.00	8120.00	\$1,800.00	\$1,800.00	\$10,800.00
106	dozer, crawler, to 105	each	\$1,240.00	1240.00	8680.00	\$2,400.00	\$2,400.00	\$14,400.00
107	dozer, crawler, to 160	each	\$1,320.00	1320.00	9240.00	\$3,600.00	\$3,600.00	\$21,600.00
108	dozer, crawler, to 245	each	\$1,400.00	1400.00	9800.00	\$4,200.00	\$4,200.00	\$25,200.00
109	dozer, crawler, to 375	each	\$1,560.00	1560.00	10920.00	\$4,800.00	\$4,800.00	\$28,800.00
110	dozer, crawler, to 565	each	\$1,800.00	1800.00	12600.00	\$5,400.00	\$5,400.00	\$32,400.00
111	dozer, crawler, to 850	each	\$2,000.00	2000.00	14000.00	\$6,600.00	\$6,600.00	\$39,600.00
112	dozer, wheel, to 260	each	\$1,560.00	1560.00	10920.00	\$1,800.00	\$1,800.00	\$10,800.00
113	dozer, wheel, to 335	each	\$1,600.00	1600.00	11200.00	\$2,400.00	\$2,400.00	\$14,400.00
114	dozer, wheel, to 445	each	\$1,720.00	1720.00	12040.00	\$4,200.00	\$4,200.00	\$25,200.00
115	dozer, wheel, to 615	each	\$2,000.00	2000.00	14000.00	\$5,400.00	\$5,400.00	\$32,400.00
116	Excavator, hydraulic bucket cap 0.5cy to 45 crawler, truck & wheel incl. bucket	each	\$1,320.00	1320.00	9240.00	\$1,800.00	\$1,800.00	\$10,800.00
117	Excavator, hydraulic bucket cap 1.0cy to 90 crawler, truck & wheel incl. bucket	each	\$1,400.00	1400.00	9800.00	\$2,040.00	\$2,040.00	\$12,240.00
118	Excavator, hydraulic bucket cap 1.5cy to 160 crawler, truck & wheel incl. bucket	each	\$1,560.00	1560.00	10920.00	\$2,280.00	\$2,280.00	\$13,680.00
119	Excavator, hydraulic bucket cap 2.5cy to 265 crawler, truck & wheel incl. bucket	each	\$1,800.00	1800.00	12600.00	\$2,880.00	\$2,880.00	\$17,280.00

EXECUTIVE SUMMARY

RFP No. RFP 26-75

Annual Disaster Debris Removal, Reduction and Disposal Services

VII- Hourly Rate Fee Schedule Equipment			DRC Emergency Services, LLC			Dynamic Group, LLC		
Line Item	Description	Unit of Measure	Unit Cost	Daily	Weekly	Unit Cost	Daily	Weekly
120	Excavator, hydraulic bucket cap 4.5cy to 420 crawler, truck & wheel incl. bucket	each	\$1,880.00	1880.00	13160.00	\$3,600.00	\$3,600.00	\$21,600.00
121	Excavator, hydraulic bucket cap 12cy to 1000 crawler, truck & wheel incl. bucket	each	\$2,000.00	2000.00	14000.00	\$5,400.00	\$5,400.00	\$32,400.00
122	Fork lift capacity 6000lbs to 60	each	\$920.00	920.00	6440.00	\$1,200.00	\$1,200.00	\$7,200.00
123	Fork lift capacity 12000lbs to 90	each	\$1,000.00	1000.00	7000.00	\$1,500.00	\$1,500.00	\$9,000.00
124	Fork lift capacity 18000lbs to 140	each	\$1,080.00	1080.00	7560.00	\$2,100.00	\$2,100.00	\$12,600.00
125	Fork lift capacity 50000lbs to 215	each	\$1,200.00	1200.00	8400.00	\$3,000.00	\$3,000.00	\$18,000.00
126	Generator prime output 5.5kw to 10	each	\$600.00	600.00	4200.00	\$420.00	\$420.00	\$2,520.00
127	Generator prime output 16kw to 25	each	\$800.00	800.00	5600.00	\$540.00	\$540.00	\$3,240.00
128	Generator prime output 43kw to 65	each	\$1,200.00	1200.00	8400.00	\$660.00	\$660.00	\$3,960.00
129	Generator prime output 85kw to 125	each	\$2,000.00	2000.00	14000.00	\$840.00	\$840.00	\$5,040.00
130	Generator prime output 140kw to 200	each	\$2,800.00	2800.00	19600.00	\$1,020.00	\$1,020.00	\$6,120.00
131	Generator prime output 210kw to 300	each	\$3,600.00	3600.00	25200.00	\$1,200.00	\$1,200.00	\$7,200.00
132	Generator prime output 280kw to 400	each	\$7,600.00	7600.00	53200.00	\$1,380.00	\$1,380.00	\$8,280.00
133	Generator prime output 350kw to 500	each	\$10,000.00	10000.00	70000.00	\$1,560.00	\$1,560.00	\$9,360.00
134	Generator prime output 530kw to 750	each	\$12,000.00	12000.00	84000.00	\$2,100.00	\$2,100.00	\$12,600.00
135	Generator prime output 710kw to 1000	each	\$15,600.00	15600.00	109200.00	\$3,000.00	\$3,000.00	\$18,000.00
136	Generator prime output 1100kw to 1500	each	\$18,000.00	18000.00	126000.00	\$4,200.00	\$4,200.00	\$25,200.00
137	Generator prime output 1500kw to 2000	each	\$20,000.00	20000.00	140000.00	\$4,200.00	\$4,200.00	\$25,200.00

EXECUTIVE SUMMARY

RFP No. RFP 26-75

Annual Disaster Debris Removal, Reduction and Disposal Services

VII- Hourly Rate Fee Schedule Equipment			DRC Emergency Services, LLC			Dynamic Group, LLC		
Line Item	Description	Unit of Measure	Unit Cost	Daily	Weekly	Unit Cost	Daily	Weekly
138	Generator prime output 1900kw to 2500	each	\$26,000.00	26000.00	182000.00	\$4,800.00	\$4,800.00	\$28,800.00
139	Generator prime output 2400kw to 3000	each	\$28,000.00	28000.00	196000.00	\$5,400.00	\$5,400.00	\$32,400.00
140	Golf cart capacity 2 person	each	\$600.00	600.00	4200.00	\$900.00	\$900.00	\$5,400.00
141	Graders Moldboard Size 8ft to 50 incl. rigid and articulate eq.	each	\$800.00	800.00	5600.00	\$3,120.00	\$3,120.00	\$18,720.00
142	Graders Moldboard Size 10ft to 100 incl. rigid and articulate eq.	each	\$880.00	880.00	6160.00	\$3,240.00	\$3,240.00	\$19,440.00
143	Graders Moldboard Size 12ft to 150 incl. rigid and articulate eq.	each	\$960.00	960.00	6720.00	\$3,360.00	\$3,360.00	\$20,160.00
144	Graders Moldboard Size 14ft to 225 incl. rigid and articulate eq.	each	\$1,040.00	1040.00	7280.00	\$3,600.00	\$3,600.00	\$21,600.00
145	Hose, discharge diameter 3in per 25 ft length incl. couplings	each	\$200.00	200.00	1400.00	\$240.00	\$240.00	\$1,440.00
146	Hose, discharge diameter 4in per 25 ft length incl. couplings	each	\$240.00	240.00	1680.00	\$240.00	\$240.00	\$1,440.00
147	Hose, discharge diameter 6in per 25 ft length incl. couplings	each	\$280.00	280.00	1960.00	\$300.00	\$300.00	\$1,800.00
148	Hose, discharge diameter 8in per 25 ft length incl. couplings	each	\$320.00	320.00	2240.00	\$360.00	\$360.00	\$2,160.00
149	Hose, discharge diameter 12in per 25 ft length incl. couplings	each	\$360.00	360.00	2520.00	\$420.00	\$420.00	\$2,520.00
150	Hose, discharge diameter 16in per 25 ft length incl. couplings	each	\$400.00	400.00	2800.00	\$480.00	\$480.00	\$2,880.00
151	Hose, suction diameter 3in per 25 ft length incl. couplings	each	\$240.00	240.00	1680.00	\$240.00	\$240.00	\$1,440.00
152	Hose, suction diameter 4in per 25 ft length incl. couplings	each	\$280.00	280.00	1960.00	\$240.00	\$240.00	\$1,440.00

EXECUTIVE SUMMARY

RFP No. RFP 26-75

Annual Disaster Debris Removal, Reduction and Disposal Services

VII- Hourly Rate Fee Schedule Equipment			DRC Emergency Services, LLC			Dynamic Group, LLC		
Line Item	Description	Unit of Measure	Unit Cost	Daily	Weekly	Unit Cost	Daily	Weekly
153	Hose, suction diameter 6in per 25 ft length incl. couplings	each	\$320.00	320.00	2240.00	\$300.00	\$300.00	\$1,800.00
154	Hose, suction diameter 8in per 25 ft length incl. couplings	each	\$360.00	360.00	2520.00	\$360.00	\$360.00	\$2,160.00
155	Hose, suction diameter 12in per 25 ft length incl. couplings	each	\$400.00	400.00	2800.00	\$420.00	\$420.00	\$2,520.00
156	Hose, suction diameter 16in per 25 ft length incl. couplings	each	\$440.00	440.00	3080.00	\$480.00	\$480.00	\$2,880.00
157	jackhammer (dry) wgt class 25-45 lbs	each	\$600.00	600.00	4200.00	\$360.00	\$360.00	\$2,160.00
158	Jackhammer (wet) wgt class 30-55 lbs	each	\$640.00	640.00	4480.00	\$420.00	\$420.00	\$2,520.00
159	Loader, crawler bucket cap 0.5cy to 32 inc. bucket	each	\$1,400.00	1400.00	9800.00	\$1,920.00	\$1,920.00	\$11,520.00
160	Loader, crawler bucket cap 1cy to 60 inc. bucket	each	\$1,560.00	1560.00	10920.00	\$2,220.00	\$2,220.00	\$13,320.00
161	Loader, crawler bucket cap 2cy to 118 inc. bucket	each	\$1,640.00	1640.00	11480.00	\$2,700.00	\$2,700.00	\$16,200.00
162	Loader, crawler bucket cap 3cy to 178 inc. bucket	each	\$1,720.00	1720.00	12040.00	\$3,300.00	\$3,300.00	\$19,800.00
163	Loader, crawler bucket cap 4cy to 238 inc. bucket	each	\$1,800.00	1800.00	12600.00	\$3,900.00	\$3,900.00	\$23,400.00
164	Loader, crawler bucket cap 5cy to 300 inc. bucket	each	\$1,840.00	1840.00	12880.00	\$4,500.00	\$4,500.00	\$27,000.00
165	Loader, skid-steer operating cap 1000lbs to 35	each	\$1,040.00	1040.00	7280.00	\$1,500.00	\$1,500.00	\$9,000.00
166	Loader, skid-steer operating cap 2000lbs to 65	each	\$1,080.00	1080.00	7560.00	\$1,620.00	\$1,620.00	\$9,720.00
167	Loader, skid-steer operating cap 3000lbs to 85	each	\$1,080.00	1080.00	7560.00	\$1,920.00	\$1,920.00	\$11,520.00
168	Loader, skid-steer operating cap 4000lbs to 94	each	\$1,120.00	1120.00	7840.00	\$2,280.00	\$2,280.00	\$13,680.00
169	Loader, tractor, wheel to 81	each	\$1,400.00	1400.00	9800.00	\$2,340.00	\$2,340.00	\$14,040.00

EXECUTIVE SUMMARY

RFP No. RFP 26-75

Annual Disaster Debris Removal, Reduction and Disposal Services

VII- Hourly Rate Fee Schedule Equipment			DRC Emergency Services, LLC			Dynamic Group, LLC		
Line Item	Description	Unit of Measure	Unit Cost	Daily	Weekly	Unit Cost	Daily	Weekly
170	Loader, wheel bucket cap 0.5cy to 38	each	\$1,480.00	1480.00	10360.00	\$1,980.00	\$1,980.00	\$11,880.00
171	Loader, wheel bucket cap 1cy to 60	each	\$1,560.00	1560.00	10920.00	\$2,280.00	\$2,280.00	\$13,680.00
172	Loader, wheel bucket cap 2cy to 105	each	\$1,640.00	1640.00	11480.00	\$2,580.00	\$2,580.00	\$15,480.00
173	Loader, wheel bucket cap 3cy to 152	each	\$1,720.00	1720.00	12040.00	\$2,580.00	\$2,580.00	\$15,480.00
174	Loader, wheel bucket cap 4cy to 200	each	\$1,800.00	1800.00	12600.00	\$2,700.00	\$2,700.00	\$16,200.00
175	Loader, wheel bucket cap 5cy to 250	each	\$1,840.00	1840.00	12880.00	\$2,700.00	\$2,700.00	\$16,200.00
176	Loader, wheel bucket cap 6cy to 305	each	\$1,880.00	1880.00	13160.00	\$2,820.00	\$2,820.00	\$16,920.00
177	Loader, wheel bucket cap 7cy to 360	each	\$1,920.00	1920.00	13440.00	\$2,940.00	\$2,940.00	\$17,640.00
178	Loader, wheel bucket cap 8cy to 415	each	\$2,000.00	2000.00	14000.00	\$3,420.00	\$3,420.00	\$20,520.00
179	Loader, wheel bucket cap 9cy to 470	each	\$2,080.00	2080.00	14560.00	\$3,660.00	\$3,660.00	\$21,960.00
180	Loader, wheel bucket cap 10cy to 530	each	\$2,200.00	2200.00	15400.00	\$4,140.00	\$4,140.00	\$24,840.00
181	Loader-Backhoe, wheel loader bucket c 0.5cy to 40 all buckets inc	each	\$1,560.00	1560.00	10920.00	\$1,680.00	\$1,680.00	\$10,080.00
182	Loader-Backhoe, wheel loader bucket c 1cy to 70 all buckets inc	each	\$1,600.00	1600.00	11200.00	\$1,740.00	\$1,740.00	\$10,440.00
183	Loader-Backhoe, wheel loader bucket c 1.5cy to 95 all buckets inc	each	\$1,640.00	1640.00	11480.00	\$1,800.00	\$1,800.00	\$11,700
184	Loader-Backhoe, wheel loader bucket c 1.75cy to 115 all buckets inc	each	\$1,680.00	1680.00	11760.00	\$2,580.00	\$2,580.00	\$15,480.00
185	Mixer, concrete portable batching cap 10 cft	each	\$520.00	520.00	3640.00	\$3,000.00	\$3,000.00	\$18,000.00
186	Mixer, concrete portable batching cap 16 cft	each	\$560.00	560.00	3920.00	\$3,600.00	\$3,600.00	\$21,600.00

EXECUTIVE SUMMARY

RFP No. RFP 26-75

Annual Disaster Debris Removal, Reduction and Disposal Services

VII- Hourly Rate Fee Schedule Equipment			DRC Emergency Services, LLC			Dynamic Group, LLC		
Line Item	Description	Unit of Measure	Unit Cost	Daily	Weekly	Unit Cost	Daily	Weekly
187	Mixer, concrete trailer m batching cap 11 cft to 10	each	\$600.00	600.00	4200.00	\$4,200.00	\$4,200.00	\$25,200.00
188	Mixer, concrete trailer m batching cap 16 cft to 25	each	\$640.00	640.00	4480.00	\$4,800.00	\$4,800.00	\$28,800.00
189	Motocycle, police	each	\$2,800.00	2800.00	19600.00	\$3,000.00	\$3,000.00	\$18,000.00
190	mulcher, trailer mntd working cap 7 tph to 35		\$1,200.00	1200.00	8400.00	\$2,100.00	\$2,100.00	\$12,600.00
191	mulcher, trailer mntd working cap 10 tph to 55	each	\$1,400.00	1400.00	9800.00	\$2,220.00	\$2,220.00	\$13,320.00
192	mulcher, trailer mntd working cap 20 tph to 120	each	\$1,560.00	1560.00	10920.00	\$2,340.00	\$2,340.00	\$14,040.00
193	paver, asphalt to 50 inc. wheel and crawler equip	each	\$2,800.00	2800.00	19600.00	\$6,600.00	\$6,600.00	\$39,600.00
194	paver, asphalt to 75 inc. wheel and crawler equip	each	\$3,200.00	3200.00	22400.00	\$6,900.00	\$6,900.00	\$41,400.00
195	paver, asphalt to 125 inc. wheel and crawler equip	each	\$3,600.00	3600.00	25200.00	\$7,200.00	\$7,200.00	\$43,200.00
196	paver, asphalt to 175 inc. wheel and crawler equip	each	\$4,000.00	4000.00	28000.00	\$7,800.00	\$7,800.00	\$46,800.00
197	paver, asphalt to 250 inc. wheel and crawler equip	each	\$4,400.00	4400.00	30800.00	\$8,400.00	\$8,400.00	\$50,400.00
198	pick-up, asphalt to 110	each	\$2,000.00	2000.00	14000.00	\$6,600.00	\$6,600.00	\$39,600.00
199	pick-up, asphalt to 150	each	\$2,200.00	2200.00	15400.00	\$7,200.00	\$7,200.00	\$43,200.00
200	pick-up, asphalt to 200	each	\$2,400.00	2400.00	16800.00	\$7,800.00	\$7,800.00	\$46,800.00
201	pick-up, asphalt to 275	each	\$2,800.00	2800.00	19600.00	\$8,400.00	\$8,400.00	\$50,400.00
202	Plow, cable plow depth 18 in to 30	each	\$1,600.00	1600.00	11200.00	\$1,020.00	\$1,020.00	\$6,120.00
203	Plow, cable plow depth 36 in to 45	each	\$1,680.00	1680.00	11760.00	\$1,080.00	\$1,080.00	\$6,480.00
204	Plow, cable plow depth 48 in to 110	each	\$1,760.00	1760.00	12320.00	\$1,140.00	\$1,140.00	\$6,840.00
205	Plow, grader mounted width to 10 ft	each	\$2,000.00	2000.00	14000.00	\$1,200.00	\$1,200.00	\$7,200.00
206	Plow, grader mounted width to 14 ft	each	\$2,400.00	2400.00	16800.00	\$1,320.00	\$1,320.00	\$7,920.00

EXECUTIVE SUMMARY

RFP No. RFP 26-75

Annual Disaster Debris Removal, Reduction and Disposal Services

VII- Hourly Rate Fee Schedule Equipment			DRC Emergency Services, LLC			Dynamic Group, LLC		
Line Item	Description	Unit of Measure	Unit Cost	Daily	Weekly	Unit Cost	Daily	Weekly
207	Plow, truck mounted width to 15 ft	each	\$2,800.00	2800.00	19600.00	\$1,440.00	\$1,440.00	\$6,840.00
208	Plow, truck mounted width to 15 ft with leveling wing	each	\$2,600.00	2600.00	18200.00	\$1,560.00	\$1,560.00	\$9,360.00
209	Pump to 3 hoses not inc	each	\$760.00	760.00	5320.00	\$600.00	\$600.00	\$1,800.00
210	Pump to 6 hoses not inc	each	\$1,000.00	1000.00	7000.00	\$900.00	\$900.00	\$5,400.00
211	Pump to 10 hoses not inc	each	\$1,200.00	1200.00	8400.00	\$1,200.00	\$1,200.00	\$7,200.00
212	Pump to 15 hoses not inc	each	\$1,560.00	1560.00	10920.00	\$1,500.00	\$1,500.00	\$9,000.00
213	Pump to 25 hoses not inc	each	\$2,000.00	2000.00	14000.00	\$1,800.00	\$1,800.00	\$10,800.00
214	Pump to 40 hoses not inc	each	\$2,360.00	2360.00	16520.00	\$2,100.00	\$2,100.00	\$12,600.00
215	Pump to 60 hoses not inc	each	\$2,800.00	2800.00	19600.00	\$2,400.00	\$2,400.00	\$14,400.00
216	Pump to 95 hoses not inc	each	\$2,880.00	2880.00	20160.00	\$2,700.00	\$2,700.00	\$16,200.00
217	Pump to 140 hoses not inc	each	\$2,960.00	2960.00	20720.00	\$3,000.00	\$3,000.00	\$18,000.00
218	Pump to 200 hoses not inc	each	\$3,040.00	3040.00	21280.00	\$3,300.00	\$3,300.00	\$19,800.00
219	Pump extender Length 20 ft	each	\$800.00	800.00	5600.00	\$180.00	\$180.00	\$1,080.00
220	Pump, w/o power pump size 6 in	each	\$1,000.00	1000.00	7000.00	\$900.00	\$900.00	\$5,400.00
221	Pump, w/o power pump size 12 in	each	\$1,200.00	1200.00	8400.00	\$1,500.00	\$1,500.00	\$9,000.00
222	Pump, w/o power pump size 24 in	each	\$1,560.00	1560.00	10920.00	\$1,800.00	\$1,800.00	\$10,800.00
223	saw, concrete blade dia 14 in to 14	each	\$600.00	600.00	4200.00	\$780.00	\$780.00	\$4,680.00
224	saw, concrete blade dia 26 in to 35	each	\$640.00	640.00	4480.00	\$840.00	\$840.00	\$5,040.00
225	saw, concrete blade dia 48 in to 65	each	\$680.00	680.00	4760.00	\$900.00	\$900.00	\$5,400.00
226	saw, rock to 65	each	\$720.00	720.00	5040.00	\$780.00	\$780.00	\$4,680.00
227	saw, rock to 90	each	\$760.00	760.00	5320.00	\$840.00	\$840.00	\$5,040.00
228	saw, rock to 120	each	\$800.00	800.00	5600.00	\$900.00	\$900.00	\$5,400.00
229	Scraper scraper cap 11cy to 175	each	\$1,400.00	1400.00	9800.00	\$2,580.00	\$2,580.00	\$15,480.00

EXECUTIVE SUMMARY

RFP No. RFP 26-75

Annual Disaster Debris Removal, Reduction and Disposal Services

VII- Hourly Rate Fee Schedule Equipment			DRC Emergency Services, LLC			Dynamic Group, LLC		
Line Item	Description	Unit of Measure	Unit Cost	Daily	Weekly	Unit Cost	Daily	Weekly
230	Scraper scraper cap 16cy to 250	each	\$1,480.00	1480.00	10360.00	\$2,700.00	\$2,700.00	\$16,200.00
231	Scraper scraper cap 23cy to 265	each	\$1,560.00	1560.00	10920.00	\$2,940.00	\$2,940.00	\$17,640.00
232	Scraper scraper cap 34cy to 475	each	\$1,600.00	1600.00	11200.00	\$3,180.00	\$3,180.00	\$19,080.00
233	Scraper scraper cap 44cy to 600	each	\$2,000.00	2000.00	14000.00	\$3,420.00	\$3,420.00	\$20,520.00
234	Sprayer, seed working cap 750 gal to 30 trailer & truck mounted	each	\$1,200.00	1200.00	8400.00	\$900.00	\$900.00	\$5,400.00
235	Sprayer, seed working cap 1250 gal to 50 trailer & truck mounted	each	\$1,360.00	1360.00	9520.00	\$960.00	\$960.00	\$5,760.00
236	Sprayer, seed working cap 3500 gal to 115 trailer & truckmounted	each	\$1,800.00	1800.00	12600.00	\$1,020.00	\$1,020.00	\$6,120.00
237	Spreader, chemical capacity 5 cy to 4 trailer & truck mounted	each	\$2,000.00	2000.00	14000.00	\$900.00	\$900.00	\$5,400.00
238	Spreader, chip hopper width 12.5 ft to 152	each	\$1,200.00	1200.00	8400.00	\$900.00	\$900.00	\$5,400.00
239	Spreader, chip hopper width 16.5 ft to 215	each	\$1,280.00	1280.00	8960.00	\$960.00	\$960.00	\$5,760.00
240	Spreader, chip, mntd hopper size 8 ft to 8 trailer & truck mounted	each	\$1,400.00	1400.00	9800.00	\$1,020.00	\$1,020.00	\$6,120.00
241	Spreader, sand mounting tailgate, chassis	each	\$1,200.00	1200.00	8400.00	\$900.00	\$900.00	\$5,400.00
242	Spreader, sand mounting dump body	each	\$1,200.00	1200.00	8400.00	\$900.00	\$900.00	\$5,400.00
243	Spreader, sand mounting truck (10yd)	each	\$1,200.00	1200.00	8400.00	\$1,500.00	\$1,500.00	\$9,000.00
244	Striper Paint cap 40 gal to 22	each	\$1,200.00	1200.00	8400.00	\$840.00	\$840.00	\$5,040.00
245	Striper Paint cap 90 gal to 60	each	\$1,280.00	1280.00	8960.00	\$960.00	\$960.00	\$5,760.00
246	Striper Paint cap 120 gal to 122	each	\$1,400.00	1400.00	9800.00	\$1,080.00	\$1,080.00	\$6,480.00

EXECUTIVE SUMMARY

RFP No. RFP 26-75

Annual Disaster Debris Removal, Reduction and Disposal Services

VII- Hourly Rate Fee Schedule Equipment			DRC Emergency Services, LLC			Dynamic Group, LLC		
Line Item	Description	Unit of Measure	Unit Cost	Daily	Weekly	Unit Cost	Daily	Weekly
247	Striper, truck mtd Paint cap 120 gal to 460	each	\$1,560.00	1560.00	10920.00	\$1,200.00	\$1,200.00	\$7,200.00
248	Striper, walk-behind paint cap 12 gal	each	\$1,000.00	1000.00	7000.00	\$1,080.00	\$1,080.00	\$6,480.00
249	Sweeper, pavement to 110	each	\$1,400.00	1400.00	9800.00	\$2,340.00	\$2,340.00	\$14,040.00
250	Sweeper, pavement to 150	each	\$1,480.00	1480.00	10360.00	\$2,340.00	\$2,340.00	\$14,040.00
251	Sweeper, pavement to 200	each	\$1,560.00	1560.00	10920.00	\$2,340.00	\$2,340.00	\$14,040.00
252	Trailer, dump capacity 20 cy prime mover not incl	each	\$600.00	600.00	4200.00	\$1,140.00	\$1,140.00	\$6,840.00
253	Trailer, dump capacity 30 cy prime mover not incl	each	\$640.00	640.00	4480.00	\$1,260.00	\$1,260.00	\$7,560.00
254	Trailer, dump capacity 40 cy prime mover not incl	each	\$680.00	680.00	4760.00	\$1,380.00	\$1,380.00	\$8,280.00
255	Trailer, equipment capacity 30 tons	each	\$1,000.00	1000.00	7000.00	\$2,280.00	\$2,280.00	\$13,680.00
256	Trailer, equipment capacity 40 tons	each	\$1,120.00	1120.00	7840.00	\$2,640.00	\$2,640.00	\$15,840.00
257	Trailer, equipment capacity 60 tons	each	\$1,200.00	1200.00	8400.00	\$2,760.00	\$2,760.00	\$16,560.00
258	Trailer, office trailer size 8'*24'	each	\$600.00	600.00	4200.00	\$660.00	\$660.00	\$3,960.00
259	Trailer, office trailer size 8'*32'	each	\$640.00	640.00	4480.00	\$900.00	\$900.00	\$5,400.00
260	Trailer, office trailer size 10'*32'	each	\$680.00	680.00	4760.00	\$1,140.00	\$1,140.00	\$6,840.00
261	Trailer, water tank cap 4000 gal incl. centrifugal pump with sump and rear Spray bar	each	\$1,200.00	1200.00	8400.00	\$1,680.00	\$1,680.00	\$10,080.00
262	Trailer, water tank cap 6000 gal incl. centrifugal pump with sump and rear Spray bar	each	\$1,400.00	1400.00	9800.00	\$2,160.00	\$2,160.00	\$12,960.00
263	Trailer, water tank cap 10000 gal incl. centrifugal pump with sump and rear Spray bar	each	\$1,600.00	1600.00	11200.00	\$2,520.00	\$2,520.00	\$15,120.00
264	Trailer, water tank cap 14000 gal incl. centrifugal pump with sump and rear Spray bar	each	\$2,000.00	2000.00	14000.00	\$2,880.00	\$2,880.00	\$17,280.00

EXECUTIVE SUMMARY

RFP No. RFP 26-75

Annual Disaster Debris Removal, Reduction and Disposal Services

VII- Hourly Rate Fee Schedule Equipment			DRC Emergency Services, LLC			Dynamic Group, LLC		
Line Item	Description	Unit of Measure	Unit Cost	Daily	Weekly	Unit Cost	Daily	Weekly
265	Trencher to 35 walk-behind crawler & wheel mounted chain & wheel	each	\$1,000.00	1000.00	7000.00	\$660.00	\$660.00	\$3,960.00
266	Trencher to 85 walk-behind crawler & wheel mounted chain & wheel	each	\$1,040.00	1040.00	7280.00	\$900.00	\$900.00	\$5,400.00
267	Trencher to 115 walk-behind crawler & wheel mounted chain & wheel	each	\$1,080.00	1080.00	7560.00	\$1,140.00	\$1,140.00	\$6,840.00
268	Trencher to 175 walk-behind crawler & wheel mounted chain & wheel	each	\$1,280.00	1280.00	8960.00	\$1,380.00	\$1,380.00	\$8,280.00
269	Trowel, concrete diameter 90 in to 25	each	\$160.00	160.00	1120.00	\$60.00	\$60.00	\$360.00
270	Trowel, concrete diameter 100 in to 38	each	\$200.00	200.00	1400.00	\$120.00	\$120.00	\$720.00
271	Truck, bucket add flatbed truck to truck mounted aerial lift	each	\$1,200.00	1200.00	8400.00	\$3,000.00	\$3,000.00	\$18,000.00
272	Truck, cleaning add flatbed truck to sewer cleaner	each	\$1,200.00	1200.00	8400.00	\$2,160.00	\$2,160.00	\$12,960.00
273	Truck, concrete mixer mixer cap 10cyto 255	each	\$3,200.00	3200.00	22400.00	\$1,680.00	\$1,680.00	\$10,080.00
274	Truck, concrete mixer mixer cap 13 cy to 300	each	\$4,000.00	4000.00	28000.00	\$2,160.00	\$2,160.00	\$12,960.00
275	Truck, dump struck cap 8 cy to 210	each	\$680.00	680.00	4760.00	\$1,200.00	\$1,200.00	\$7,200.00
276	Truck, dump struck cap 10cy to 235	each	\$720.00	720.00	5040.00	\$1,320.00	\$1,320.00	\$7,920.00
277	Truck, dump struck cap 12cy to 255	each	\$760.00	760.00	5320.00	\$1,440.00	\$1,440.00	\$8,640.00
278	Truck, dump struck cap 18cy to 330	each	\$800.00	800.00	5600.00	\$1,560.00	\$1,560.00	\$9,360.00
279	Truck, dump struck cap 28cy to 400	each	\$880.00	880.00	6160.00	\$1,680.00	\$1,680.00	\$10,080.00
280	Truck, dump struck cap 40cy to 460	each	\$960.00	960.00	6720.00	\$1,800.00	\$1,800.00	\$10,800.00
281	Truck, dump struck cap 50cy to 620	each	\$1,040.00	1040.00	7280.00	\$2,040.00	\$2,040.00	\$12,240.00

EXECUTIVE SUMMARY

RFP No. RFP 26-75

Annual Disaster Debris Removal, Reduction and Disposal Services

VII- Hourly Rate Fee Schedule Equipment			DRC Emergency Services, LLC			Dynamic Group, LLC		
Line Item	Description	Unit of Measure	Unit Cost	Daily	Weekly	Unit Cost	Daily	Weekly
282	Truck, flatbed maximum Gvw 15000lbs to 150	each	\$520.00	520.00	3640.00	\$1,920.00	\$1,920.00	\$11,520.00
283	Truck, flatbed maximum Gvw 25000lbs to 180	each	\$560.00	560.00	3920.00	\$2,040.00	\$2,040.00	\$12,240.00
284	Truck, flatbed maximum Gvw 30000lbs to 215	each	\$600.00	600.00	4200.00	\$2,160.00	\$2,160.00	\$12,960.00
285	Truck, flatbed maximum Gvw 45000lbs to 250	each	\$680.00	680.00	4760.00	\$2,280.00	\$2,280.00	\$13,680.00
286	Truck, flatbed maximum Gvw 50000lbs to 300	each	\$880.00	880.00	6160.00	\$2,400.00	\$2,400.00	\$14,400.00
287	Truck, flatbed maximum Gvw to 375	each	\$1,000.00	1000.00	7000.00	\$2,520.00	\$2,520.00	\$15,120.00
288	Truck, flatbed maximum Gvw to 450	each	\$1,040.00	1040.00	7280.00	\$2,640.00	\$2,640.00	\$15,840.00
289	Truck, knuckle boom add flatbed truck to truck mounted crane	each	\$2,000.00	2000.00	14000.00	\$2,040.00	\$2,040.00	\$12,240.00
290	Truck, pickup to 130 when transp. People	each	\$320.00	320.00	2240.00	\$780.00	\$780.00	\$4,680.00
291	Truck, tractor to 210	each	\$1,000.00	1000.00	7000.00	\$2,280.00	\$2,280.00	\$13,680.00
292	Truck, tractor to 265	each	\$1,080.00	1080.00	7560.00	\$2,280.00	\$2,280.00	\$13,680.00
293	Truck, tractor to 310	each	\$1,160.00	1160.00	8120.00	\$2,520.00	\$2,520.00	\$15,120.00
294	Truck, tractor to 350	each	\$1,200.00	1200.00	8400.00	\$2,700.00	\$2,700.00	\$16,200.00
295	Truck, water tank cap 2500 gal to 175 inc pump and rear spray system	each	\$1,200.00	1200.00	8400.00	\$1,680.00	\$1,680.00	\$10,080.00
296	Truck, water tank cap 4000 gal to 250 inc pump and rear spray system	each	\$1,560.00	1560.00	10920.00	\$2,160.00	\$2,160.00	\$12,960.00
297	Tub grinder to 400	each	\$2,000.00	2000.00	14000.00	\$3,180.00	\$3,180.00	\$19,080.00
298	Tub grinder to 500	each	\$2,400.00	2400.00	16800.00	\$3,480.00	\$3,480.00	\$20,880.00
300	Tub grinder to 600	each	\$2,800.00	2800.00	19600.00	\$4,680.00	\$4,680.00	\$28,080.00
301	Tub grinder to 700	each	\$3,200.00	3200.00	22400.00	\$6,180.00	\$6,180.00	\$37,080.00
302	Tub grinder to 800	each	\$3,400.00	3400.00	23800.00	\$7,080.00	\$7,080.00	\$42,480.00

EXECUTIVE SUMMARY

RFP No. RFP 26-75

Annual Disaster Debris Removal, Reduction and Disposal Services

VII- Hourly Rate Fee Schedule Equipment			DRC Emergency Services, LLC			Dynamic Group, LLC		
Line Item	Description	Unit of Measure	Unit Cost	Daily	Weekly	Unit Cost	Daily	Weekly
303	Tub grinder to 900	each	\$3,600.00	3600.00	25200.00	\$7,680.00	\$7,680.00	\$46,080.00
304	Tub grinder to 1000	each	\$4,000.00	4000.00	28000.00	\$8,280.00	\$8,280.00	\$49,680.00
305	Vibrator, concrete to 4	each	\$1,200.00	1200.00	8400.00	\$420.00	\$420.00	\$2,520.00
306	Vibrator, concrete to 8	each	\$1,280.00	1280.00	8960.00	\$480.00	\$480.00	\$2,880.00
307	Welder, portable to 16 inc. ground cable and lead cable	each	\$600.00	600.00	4200.00	\$1,500.00	\$1,500.00	\$9,000.00
308	Welder, portable to 34 inc. ground cable and lead cable	each	\$640.00	640.00	4480.00	\$1,800.00	\$1,800.00	\$10,800.00
309	Welder, portable to 50 inc. ground cable and lead cable	each	\$680.00	680.00	4760.00	\$2,100.00	\$2,100.00	\$12,600.00
310	Welder, portable to 80 inc. ground cable and lead cable	each	\$720.00	720.00	5040.00	\$2,400.00	\$2,400.00	\$14,400.00
Total			\$556,600.00			\$739,950.00		

VII- HOURLY RATE FEE SCHEDULE EQUIPMENT (Table 4 of 6)

VII- Hourly Rate Fee Schedule Equipment			Gaston Tree Debris Recycling, LLC			Grubbs Emergency Services, LLC		
Line Item	Description	Unit of Measure	Unit Cost	Daily	Weekly	Unit Cost	Daily	Weekly
1	Aerial lift, self-propelled max. platform height 37ft to 15 articulated	each	\$223.42	\$223.42	\$1,340.50	\$955.50	955.50	2,223.00
2	Aerial lift, self-propelled max. platform height 37ft to 15 telescoping	each	\$223.42	\$223.42	\$1,340.50	\$955.50	955.50	2,223.00
3	Aerial lift, self-propelled max. platform height 37ft to 15 scissor	each	\$223.42	\$223.42	\$1,340.50	\$227.50	227.50	552.50
4	Aerial lift, self-propelled max. platform height 60ft to 30 articulated	each	\$308.16	\$308.16	\$1,848.96	\$1,001.00	1,001.00	2,574.00
5	Aerial lift, self-propelled max. platform height 60ft to 30 telescoping	each	\$308.16	\$308.16	\$1,848.96	\$903.50	903.50	2,086.50
6	Aerial lift, self-propelled max. platform height 60ft to 30 scissor	each	\$308.16	\$308.16	\$1,848.96	\$383.50	383.50	936.00

EXECUTIVE SUMMARY

RFP No. RFP 26-75

Annual Disaster Debris Removal, Reduction and Disposal Services

VII- Hourly Rate Fee Schedule Equipment			Gaston Tree Debris Recycling, LLC			Grubbs Emergency Services, LLC		
Line Item	Description	Unit of Measure	Unit Cost	Daily	Weekly	Unit Cost	Daily	Weekly
7	Aerial lift, self-propelled max. platform height 70ft to 50 articulated	each	\$462.24	\$462.24	\$2,773.44	\$1,380.00	1,380.00	3,105.00
8	Aerial lift, self-propelled max. platform height 70ft to 50 telescoping	each	\$462.24	\$462.24	\$2,773.44	\$1,170.00	1,170.00	3,061.50
9	Aerial lift, self-propelled max. platform height 70ft to 50 scissor	each	\$462.24	\$462.24	\$2,773.44	\$461.50	461.50	1,163.50
10	Aerial lift, self-propelled max. platform height 125ft to 85 articulated	each	\$770.40	\$770.40	\$4,622.40	\$2,056.00	2,056.00	4,625.00
11	Aerial lift, self-propelled max. platform height 125ft to 85 telescoping	each	\$770.40	\$770.40	\$4,622.40	\$2,056.00	2,056.00	4,625.00
12	Aerial lift, self-propelled max. platform height 125ft to 85 scissor	each	\$770.40	\$770.40	\$4,622.40	\$2,056.00	2,056.00	4,625.00
13	Aerial lift, self-propelled max. platform height 150ft to 130 articulated	each	\$1,001.52	\$1,001.52	\$6,009.12	\$2,220.00	2,220.00	4,995.00
14	Aerial lift, self-propelled max. platform height 150ft to 130 telescoping	each	\$1,001.52	\$1,001.52	\$6,009.12	\$2,220.00	2,220.00	4,995.00
15	Aerial lift, self-propelled max. platform height 150ft to 130	each	\$1,001.52	\$1,001.52	\$6,009.12	\$2,280.00	2,280.00	5,130.00
16	Aerial lift, truck mounted max. platform height 25ft articulated	each	\$1,078.56	\$1,078.56	\$6,471.36	\$300.00	300.00	950.00
17	Aerial lift, truck mounted max. platform height 25ft telescoping	each	\$1,078.56	\$1,078.56	\$6,471.36	\$300.00	300.00	950.00
18	Aerial lift, truck mounted max. platform height 50ft articulated	each	\$1,232.64	\$1,232.64	\$7,395.84	\$750.00	750.00	2,750.00
19	Aerial lift, truck mounted max. platform height 50ft telescoping	each	\$1,232.64	\$1,232.64	\$7,395.84	\$750.00	750.00	2,750.00
20	Aerial lift, truck mounted max. platform height 75ft articulated	each	\$1,309.68	\$1,309.68	\$7,858.08	\$1,200.00	1,200.00	3,200.00

EXECUTIVE SUMMARY

RFP No. RFP 26-75

Annual Disaster Debris Removal, Reduction and Disposal Services

VII- Hourly Rate Fee Schedule Equipment			Gaston Tree Debris Recycling, LLC			Grubbs Emergency Services, LLC		
Line Item	Description	Unit of Measure	Unit Cost	Daily	Weekly	Unit Cost	Daily	Weekly
21	Aerial lift, truck mounted max. platform height 75ft telescoping	each	\$1,309.68	\$1,309.68	\$7,858.08	\$1,200.00	1,200.00	3,200.00
22	Aerial lift, truck mounted max. platform height 100ft articulated	each	\$1,463.76	\$1,463.76	\$8,782.56	\$1,650.00	1,650.00	3,650.00
23	Aerial lift, truck mounted max. platform height 100ft telescoping	each	\$1,463.76	\$1,463.76	\$8,782.56	\$1,650.00	1,650.00	3,650.00
24	Air compressor air delivery 41cfm to 10 hoses incl.	each	\$121.98	\$121.98	\$731.88	\$110.50	110.50	279.50
25	Air compressor air delivery 103cfm to 30 hoses incl.	each	\$160.50	\$160.50	\$963.00	\$195.00	195.00	487.50
26	Air compressor air delivery 130cfm to 50 hoses incl.	each	\$173.34	\$173.34	\$1,040.04	\$474.50	474.50	1,280.50
27	Air compressor air delivery 175cfm to 90 hoses incl.	each	\$369.79	\$369.79	\$2,218.75	\$669.50	669.50	1,514.50
28	Air compressor air delivery 400cf to 145 hoses incl.	each	\$523.87	\$523.87	\$3,143.23	\$1,397.50	1,397.50	3,068.00
29	Air compressor air delivery 575cfm to 230 hoses incl.	each	\$878.26	\$878.26	\$5,269.54	\$1,397.50	1,397.50	3,068.00
30	Air compressor air delivery 1100cfm to 355 hoses incl.	each	\$901.37	\$901.37	\$5,408.21	\$1,397.50	1,397.50	3,068.00
31	Air compressor air delivery 1600cfm to 500 hoses incl.	each	\$1,509.98	\$1,509.98	\$9,059.90	\$1,397.50	1,397.50	3,068.00
32	Air curtain burner to 50 in ground	each	\$801.22	\$801.22	\$4,807.30	\$1,100.00	1,100.00	2,600.00
33	Air curtain burner to 75 in ground	each	\$1,001.52	\$1,001.52	\$6,009.12	\$1,188.00	1,188.00	2,675.00
34	Air curtain burner to 100 in ground	each	\$1,309.68	\$1,309.68	\$7,858.08	\$2,700.00	1,275.00	2,700.00
35	Air curtain burner to 50 above ground	each	\$1,155.60	\$1,155.60	\$6,933.60	\$375.00	375.00	845.00
36	Air curtain burner to 75 above ground	each	\$1,309.68	\$1,309.68	\$7,858.08	\$380.00	380.00	850.00
37	Air curtain burner to 100 above ground	each	\$1,463.76	\$1,463.76	\$8,782.56	\$385.00	385.00	855.00

EXECUTIVE SUMMARY

RFP No. RFP 26-75

Annual Disaster Debris Removal, Reduction and Disposal Services

VII- Hourly Rate Fee Schedule Equipment			Gaston Tree Debris Recycling, LLC			Grubbs Emergency Services, LLC		
Line Item	Description	Unit of Measure	Unit Cost	Daily	Weekly	Unit Cost	Daily	Weekly
38	Auger, portable hole diameter 16 in to 6	each	\$23.11	\$23.11	\$138.67	\$31.72	31.72	79.30
39	Auger, portable hole diameter 18 in to 13	each	\$33.38	\$33.38	\$200.30	\$31.72	31.72	79.30
40	Auger, Tractor mounted max. auger dia 36 in to 13 incl. digger boom and mounting hardware	each	\$462.24	\$462.24	\$2,773.44	\$169.00	169.00	455.00
41	Auger, Tractor mounted max. auger size 24 in to 100 guardrail post driver	each	\$527.72	\$527.72	\$3,166.34	\$169.00	169.00	455.00
42	Board, arrow to 8 trailer mount	each	\$96.30	\$96.30	\$577.80	\$60.00	60.00	135.00
43	Board, message to 5 trailer mount	each	\$160.50	\$160.50	\$963.00	\$144.00	144.00	324.00
44	Breaker, pavement to 70	each	\$550.84	\$550.84	\$3,305.02	\$94.90	94.90	273.00
45	Breaker, pavement to 105	each	\$642.00	\$642.00	\$3,852.00	\$102.70	102.70	279.50
46	Breaker, pavement to 137	each	\$834.60	\$834.60	\$5,007.60	\$102.70	102.70	279.50
47	Broom, pavement broom length 72in to 20	each	\$202.87	\$202.87	\$1,217.23	\$221.00	221.00	591.50
48	Broom, pavement broom length 84in to 45	each	\$236.26	\$236.26	\$1,417.54	\$221.00	221.00	591.50
49	Broom, pavement broom length 96in to 100	each	\$338.98	\$338.98	\$2,033.86	\$221.00	221.00	591.50
50	Broom, pavement mounted broom length 72in to 18	each	\$169.49	\$169.49	\$1,016.93	\$175.50	175.50	461.50
51	Broom, pavement pull broom length 84in to 20	each	\$256.80	\$256.80	\$1,540.80	\$175.50	175.50	461.50
52	Bucket, clamshell capacity 1.0cy incl. teeth	each	\$77.04	\$77.04	\$462.24	\$48.00	48.00	108.00
53	Bucket, clamshell capacity 2.5cy incl. teeth	each	\$115.56	\$115.56	\$693.36	\$84.00	84.00	189.00
54	Bucket, clamshell capacity 5.0cy incl. teeth	each	\$215.71	\$215.71	\$1,294.27	\$126.00	126.00	283.50
55	Bucket, clamshell capacity 7.5cy incl. teeth	each	\$308.16	\$308.16	\$1,848.96	\$213.00	213.00	479.25

EXECUTIVE SUMMARY

RFP No. RFP 26-75

Annual Disaster Debris Removal, Reduction and Disposal Services

VII- Hourly Rate Fee Schedule Equipment			Gaston Tree Debris Recycling, LLC			Grubbs Emergency Services, LLC		
Line Item	Description	Unit of Measure	Unit Cost	Daily	Weekly	Unit Cost	Daily	Weekly
56	Bucket, dragline capacity 2.0cy	each	\$184.90	\$184.90	\$1,109.38	\$48.00	48.00	108.00
57	Bucket, dragline capacity 5.0cy	each	\$385.20	\$385.20	\$2,311.20	\$102.00	102.00	229.50
58	Bucket, dragline capacity 10cy	each	\$616.32	\$616.32	\$3,697.92	\$138.00	138.00	310.50
59	Bucket, dragline capacity 14cy	each	\$739.58	\$739.58	\$4,437.50	\$195.00	195.00	438.75
60	Chain saw bar length 16in	each	\$30.82	\$30.82	\$184.90	\$60.00	60.00	135.00
61	Chain saw bar length 25in	each	\$50.08	\$50.08	\$300.46	\$60.00	60.00	135.00
62	Chain saw, pole bar size 18in	each	\$26.96	\$26.96	\$161.78	\$60.00	60.00	135.00
63	Chipper, brush chipping cap. 6in to 35 trailer mount	each	\$739.58	\$739.58	\$4,437.50	\$312.00	312.00	1,118.00
64	Chipper, brush chipping cap. 12in to 65 trailer mount	each	\$847.44	\$847.44	\$5,084.64	\$728.00	728.00	2,145.00
65	chipper, brush chipping cap. 16in to 100 trailer mount	each	\$1,001.52	\$1,001.52	\$6,009.12	\$728.00	728.00	2,145.00
66	chipper, brush chipping cap. 18in to 125 trailer mount	each	\$1,155.60	\$1,155.60	\$6,933.60	\$728.00	728.00	2,145.00
67	chipper, brush chipping cap. 18in to 200 trailer mount	each	\$1,232.64	\$1,232.64	\$7,395.84	\$728.00	728.00	2,145.00
68	chipper, brush chipping cap. 19in to 300 trailer mount	each	\$1,540.80	\$1,540.80	\$9,244.80	\$728.00	728.00	2,145.00
69	chipper, brush chipping cap. 19in to 450 trailer mount	each	\$1,848.96	\$1,848.96	\$11,093.76	\$728.00	728.00	2,145.00
70	chipper, brush to 650 trailer mount	each	\$3,004.56	\$3,004.56	\$18,027.36	\$728.00	728.00	2,145.00
71	clamshell & dragline to 100 bucket not incl	each	\$1,605.00	\$1,605.00	\$9,630.00	\$1,140.00	1,140.00	2,565.00
72	clamshell & dragline to 155 bucket not incl	each	\$2,157.12	\$2,157.12	\$12,942.72	\$1,560.00	1,560.00	3,510.00
73	clamshell & dragline to 235 bucket not incl	each	\$3,081.60	\$3,081.60	\$18,489.60	\$2,280.00	2,280.00	5,130.00
74	clamshell & dragline to 350 bucket not incl	each	\$3,852.00	\$3,852.00	\$23,112.00	\$2,300.00	2,300.00	5,185.00

EXECUTIVE SUMMARY

RFP No. RFP 26-75

Annual Disaster Debris Removal, Reduction and Disposal Services

VII- Hourly Rate Fee Schedule Equipment			Gaston Tree Debris Recycling, LLC			Grubbs Emergency Services, LLC		
Line Item	Description	Unit of Measure	Unit Cost	Daily	Weekly	Unit Cost	Daily	Weekly
75	clamshell & dragline to 530 bucket not incl	each	\$4,622.40	\$4,622.40	\$27,734.40	\$2,385.00	2,385.00	5,390.00
76	clamshell & dragline to 800 bucket not incl	each	\$6,933.60	\$6,933.60	\$41,601.60	\$2,450.00	2,450.00	5,425.00
77	cleaner, sewer/catch basin hopper cap. 5 cy truck mount	each	\$261.94	\$261.94	\$1,571.62	\$255.00	255.00	573.75
78	cleaner, sewer/catch basin hopper cap. 14 cy truck mount	each	\$346.68	\$346.68	\$2,080.08	\$336.00	336.00	756.00
79	compactor to 10	each	\$179.76	\$179.76	\$1,078.56	\$123.50	123.50	318.50
80	compactor to 45	each	\$269.64	\$269.64	\$1,617.84	\$123.50	123.50	318.50
81	compactor to 75	each	\$449.40	\$449.40	\$2,696.40	\$208.00	208.00	741.00
82	compactor to 150	each	\$724.18	\$724.18	\$4,345.06	\$208.00	208.00	741.00
83	compactor to 235	each	\$1,683.32	\$1,683.32	\$10,099.94	\$624.00	624.00	1,729.00
84	compactor to 335	each	\$2,872.82	\$2,872.82	\$17,236.93	\$624.00	624.00	1,729.00
85	compactor to 535	each	\$3,989.90	\$3,989.90	\$23,939.41	\$624.00	624.00	1,729.00
86	compactor, towed to 15	each	\$224.70	\$224.70	\$1,348.20	\$208.00	208.00	741.00
87	compactor, towed to 50	each	\$481.50	\$481.50	\$2,889.00	\$123.50	123.50	318.50
88	compactor, towed to 100	each	\$738.30	\$738.30	\$4,429.80	\$208.00	208.00	741.00
89	crane max lift 8 mt to 80	each	\$1,463.76	\$1,463.76	\$8,782.56	\$2,400.00	2,400.00	5,400.00
90	crane max lift 15 mt to 150	each	\$1,848.96	\$1,848.96	\$11,093.76	\$2,490.00	2,490.00	5,602.50
91	crane max lift 27 mt to 200	each	\$2,311.20	\$2,311.20	\$13,867.20	\$2,525.00	2,525.00	5,681.25
92	crane max lift 45 mt to 300	each	\$2,696.40	\$2,696.40	\$16,178.40	\$2,590.00	2,590.00	5,827.50
93	crane max lift 70 mt to 350	each	\$3,466.80	\$3,466.80	\$20,800.80	\$2,625.00	2,625.00	5,906.25
94	crane max lift 110 mt to 450	each	\$4,622.40	\$4,622.40	\$27,734.40	\$2,690.00	2,690.00	6,052.50
95	crane, truck mount max lift 17600lbs	each	\$1,463.76	\$1,463.76	\$8,782.56	\$477.00	477.00	1,073.25
96	crane, truck mount max lift 33000lbs	each	\$1,926.00	\$1,926.00	\$11,556.00	\$672.00	672.00	1,512.00
97	crane, truck mount max lift 60000lbs	each	\$2,696.40	\$2,696.40	\$16,178.40	\$1,023.00	1,023.00	2,301.75

EXECUTIVE SUMMARY

RFP No. RFP 26-75

Annual Disaster Debris Removal, Reduction and Disposal Services

VII- Hourly Rate Fee Schedule Equipment			Gaston Tree Debris Recycling, LLC			Grubbs Emergency Services, LLC		
Line Item	Description	Unit of Measure	Unit Cost	Daily	Weekly	Unit Cost	Daily	Weekly
98	crane, truck mount max lift 120000lbs	each	\$3,466.80	\$3,466.80	\$20,800.80	\$2,025.00	2,025.00	4,556.25
99	cutter, brush cutter size 8ft to 150	each	\$1,633.25	\$1,633.25	\$9,799.49	\$292.50	292.50	1,176.50
101	cutter, brush cutter size 8ft to 190	each	\$1,802.74	\$1,802.74	\$10,816.42	\$292.50	292.50	1,176.50
102	cutter, brush cutter size 10ft to 245	each	\$1,949.11	\$1,949.11	\$11,694.67	\$292.50	292.50	1,176.50
103	distributor, asphalt tank cap 500 gal truck mount incl. burners insulated tank circul. Spray bar	each	\$916.78	\$916.78	\$5,500.66	\$199.20	199.20	448.20
104	distributor, asphalt tank cap 1000 gal truck mount incl. burners insulated tank circul. Spray bar	each	\$1,078.56	\$1,078.56	\$6,471.36	\$322.80	322.80	726.30
105	dozer, crawler, to 65	each	\$1,155.60	\$1,155.60	\$6,933.60	\$1,260.00	1,260.00	2,835.00
106	dozer, crawler, to 105	each	\$1,617.84	\$1,617.84	\$9,707.04	\$1,380.00	1,380.00	3,105.00
107	dozer, crawler, to 160	each	\$2,003.04	\$2,003.04	\$12,018.24	\$1,560.00	1,560.00	3,510.00
108	dozer, crawler, to 245	each	\$2,542.32	\$2,542.32	\$15,253.92	\$2,460.00	2,460.00	5,535.00
109	dozer, crawler, to 375	each	\$2,696.40	\$2,696.40	\$16,178.40	\$3,780.00	3,780.00	8,505.00
110	dozer, crawler, to 565	each	\$2,927.52	\$2,927.52	\$17,565.12	\$4,380.00	4,380.00	9,855.00
111	dozer, crawler, to 850	each	\$3,312.72	\$3,312.72	\$19,876.32	\$6,060.00	6,060.00	13,635.00
112	dozer, wheel, to 260	each	\$2,696.40	\$2,696.40	\$16,178.40	\$1,440.00	1,440.00	3,240.00
113	dozer, wheel, to 335	each	\$3,004.56	\$3,004.56	\$18,027.36	\$2,160.00	2,160.00	4,860.00
114	dozer, wheel, to 445	each	\$3,312.72	\$3,312.72	\$19,876.32	\$2,460.00	2,460.00	5,535.00
115	dozer, wheel, to 615	each	\$3,466.80	\$3,466.80	\$20,800.80	\$4,320.00	4,320.00	9,720.00
116	Excavator, hydraulic bucket cap0.5cy to 45 crawler, truck & wheel incl. bucket	each	\$1,078.56	\$1,078.56	\$6,471.36	\$487.50	487.50	1,378.00
117	Excavator, hydraulic bucket cap 1.0cy to 90 crawler, truck & wheel incl. bucket	each	\$1,463.76	\$1,463.76	\$8,782.56	\$513.50	513.50	1,612.00

EXECUTIVE SUMMARY

RFP No. RFP 26-75

Annual Disaster Debris Removal, Reduction and Disposal Services

VII- Hourly Rate Fee Schedule Equipment			Gaston Tree Debris Recycling, LLC			Grubbs Emergency Services, LLC		
Line Item	Description	Unit of Measure	Unit Cost	Daily	Weekly	Unit Cost	Daily	Weekly
118	Excavator, hydraulic bucket cap 1.5cy to 160 crawler, truck & wheel incl. bucket	each	\$1,926.00	\$1,926.00	\$11,556.00	\$812.50	812.50	1,963.00
119	Excavator, hydraulic bucket cap 2.5cy to 265 crawler, truck & wheel incl. bucket	each	\$2,157.12	\$2,157.12	\$12,942.72	\$513.50	513.50	1,612.00
120	Excavator, hydraulic bucket cap 4.5cy to 420 crawler, truck & wheel incl. bucket	each	\$2,542.32	\$2,542.32	\$15,253.92	\$949.00	949.00	2,827.50
121	Excavator, hydraulic bucket cap 12cy to 1000 crawler, truck & wheel incl. bucket	each	\$3,004.56	\$3,004.56	\$18,027.36	\$1,170.00	1,170.00	3,380.00
122	Fork lift capacity 6000lbs to 60	each	\$539.28	\$539.28	\$3,235.68	\$2,675.00	600.00	1,340.00
123	Fork lift capacity 12000lbs to 90	each	\$693.36	\$693.36	\$4,160.16	\$6,205.00	950.00	2,460.00
124	Fork lift capacity 18000lbs to 140	each	\$847.44	\$847.44	\$5,084.64	\$799.50	799.50	2,216.50
125	Fork lift capacity 50000lbs to 215	each	\$924.48	\$924.48	\$5,546.88	\$925.00	925.00	2,081.25
126	Generator prime output 5.5kw to 10	each	\$179.76	\$179.76	\$1,078.56	\$76.70	76.70	195.00
127	Generator prime output 16kw to 25	each	\$449.40	\$449.40	\$2,696.40	\$315.00	315.00	708.00
128	Generator prime output 43kw to 65	each	\$642.00	\$642.00	\$3,852.00	\$669.00	669.00	1,506.00
129	Generator prime output 85kw to 125	each	\$706.20	\$706.20	\$4,237.20	\$660.00	660.00	1,485.00
130	Generator prime output 140kw to 200	each	\$770.40	\$770.40	\$4,622.40	\$1,015.00	1,015.00	2,285.00
131	Generator prime output 210kw to 300	each	\$898.80	\$898.80	\$5,392.80	\$1,475.00	1,475.00	3,315.00
132	Generator prime output 280kw to 400	each	\$1,219.80	\$1,219.80	\$7,318.80	\$1,596.00	1,596.00	3,591.00
133	Generator prime output 350kw to 500	each	\$1,284.00	\$1,284.00	\$7,704.00	\$2,525.00	2,525.00	5,600.00
134	Generator prime output 530kw to 750	each	\$2,247.00	\$2,247.00	\$13,482.00	\$2,700.00	2,700.00	6,075.00

EXECUTIVE SUMMARY

RFP No. RFP 26-75

Annual Disaster Debris Removal, Reduction and Disposal Services

VII- Hourly Rate Fee Schedule Equipment			Gaston Tree Debris Recycling, LLC			Grubbs Emergency Services, LLC		
Line Item	Description	Unit of Measure	Unit Cost	Daily	Weekly	Unit Cost	Daily	Weekly
135	Generator prime output 710kw to 1000	each	\$3,531.00	\$3,531.00	\$21,186.00	\$3,175.00	3,175.00	8,370.00
136	Generator prime output 1100kw to 1500	each	\$5,778.00	\$5,778.00	\$34,668.00	\$6,600.00	6,600.00	14,850.00
137	Generator prime output 1500kw to 2000	each	\$6,741.00	\$6,741.00	\$40,446.00	\$8,250.00	8,250.00	22,150.00
138	Generator prime output 1900kw to 2500	each	\$7,704.00	\$7,704.00	\$46,224.00	\$11,602.50	11,602.50	29,750.00
139	Generator prime output 2400kw to 3000	each	\$8,988.00	\$8,988.00	\$53,928.00	\$11,602.50	11,602.50	29,750.00
140	Golf cart capacity 2 person	each	\$57.01	\$57.01	\$342.06	\$675.00	60.00	675.00
141	Graders Moldboard Size 8ft to 50 incl. rigid and articulate eq.	each	\$481.50	\$481.50	\$2,889.00	\$2,535.00	2,535.00	7,150.00
142	Graders Moldboard Size 10ft to 100 incl. rigid and articulate eq.	each	\$624.02	\$624.02	\$3,744.14	\$2,535.00	2,535.00	7,150.00
143	Graders Moldboard Size 12ft to 150 incl. rigid and articulate eq.	each	\$839.74	\$839.74	\$5,038.42	\$2,535.00	2,535.00	7,150.00
144	Graders Moldboard Size 14ft to 225 incl. rigid and articulate eq.	each	\$1,294.27	\$1,294.27	\$7,765.63	\$2,535.00	2,535.00	7,150.00
145	Hose, discharge diameter 3in per 25 ft length incl. couplings	each	\$32.10	\$32.10	\$224.70	\$15.15	15.15	36.40
146	Hose, discharge diameter 4in per 25 ft length incl. couplings	each	\$44.94	\$44.94	\$314.58	\$35.10	35.10	92.30
147	Hose, discharge diameter 6in per 25 ft length incl. couplings	each	\$57.78	\$57.78	\$404.46	\$59.80	59.80	136.50
148	Hose, discharge diameter 8in per 25 ft length incl. couplings	each	\$77.04	\$77.04	\$539.28	\$79.20	79.20	185.90
149	Hose, discharge diameter 12in per 25 ft length incl. couplings	each	\$89.88	\$89.88	\$629.16	\$98.50	98.50	227.60

EXECUTIVE SUMMARY

RFP No. RFP 26-75

Annual Disaster Debris Removal, Reduction and Disposal Services

VII- Hourly Rate Fee Schedule Equipment			Gaston Tree Debris Recycling, LLC			Grubbs Emergency Services, LLC		
Line Item	Description	Unit of Measure	Unit Cost	Daily	Weekly	Unit Cost	Daily	Weekly
150	Hose, discharge diameter 16in per 25 ft length incl. couplings	each	\$115.56	\$115.56	\$808.92	\$123.80	123.80	272.90
151	Hose, suction diameter 3in per 25 ft length incl. couplings	each	\$32.10	\$32.10	\$224.70	\$27.82	27.82	70.20
152	Hose, suction diameter 4in per 25 ft length incl. couplings	each	\$44.94	\$44.94	\$314.58	\$40.30	40.30	87.10
153	Hose, suction diameter 6in per 25 ft length incl. couplings	each	\$57.78	\$57.78	\$404.46	\$59.80	59.80	136.50
154	Hose, suction diameter 8in per 25 ft length incl. couplings	each	\$77.04	\$77.04	\$539.28	\$79.20	79.20	185.90
155	Hose, suction diameter 12in per 25 ft length incl. couplings	each	\$89.88	\$89.88	\$629.16	\$98.50	98.50	227.60
156	Hose, suction diameter 16in per 25 ft length incl. couplings	each	\$115.56	\$115.56	\$808.92	\$123.80	123.80	272.90
157	jackhammer (dry) wgt class 25-45 lbs	each	\$51.36	\$51.36	\$308.16	\$87.10	87.10	214.50
158	Jackhammer (wet) wgt class 30-55 lbs	each	\$77.04	\$77.04	\$462.24	\$87.10	87.10	292.50
159	Loader, crawler bucket cap 0.5cy to 32 inc. bucket	each	\$770.40	\$770.40	\$4,622.40	\$480.00	480.00	1,080.00
160	Loader, crawler bucket cap 1cy to 60 inc. bucket	each	\$1,155.60	\$1,155.60	\$6,933.60	\$660.00	660.00	1,485.00
161	Loader, crawler bucket cap 2cy to 118 inc. bucket	each	\$1,694.88	\$1,694.88	\$10,169.28	\$900.00	900.00	2,025.00
162	Loader, crawler bucket cap 3cy to 178 inc. bucket	each	\$1,926.00	\$1,926.00	\$11,556.00	\$1,920.00	1,920.00	4,320.00
163	Loader, crawler bucket cap 4cy to 238 inc. bucket	each	\$2,311.20	\$2,311.20	\$13,867.20	\$2,400.00	2,400.00	5,400.00
164	Loader, crawler bucket cap 5cy to 300 inc. bucket	each	\$2,696.40	\$2,696.40	\$16,178.40	\$2,520.00	2,520.00	5,670.00
165	Loader, skid-steer operating cap 1000lbs to 35	each	\$770.40	\$770.40	\$4,622.40	\$286.00	286.00	936.00

EXECUTIVE SUMMARY

RFP No. RFP 26-75

Annual Disaster Debris Removal, Reduction and Disposal Services

VII- Hourly Rate Fee Schedule Equipment			Gaston Tree Debris Recycling, LLC			Grubbs Emergency Services, LLC		
Line Item	Description	Unit of Measure	Unit Cost	Daily	Weekly	Unit Cost	Daily	Weekly
166	Loader, skid-steer operating cap 2000lbs to 65	each	\$924.48	\$924.48	\$5,546.88	\$442.00	442.00	1,274.00
167	Loader, skid-steer operating cap 3000lbs to 85	each	\$1,309.68	\$1,309.68	\$7,858.08	\$617.50	617.50	1,800.50
168	Loader, skid-steer operating cap 4000lbs to 94	each	\$1,463.76	\$1,463.76	\$8,782.56	\$832.00	832.00	2,288.00
169	Loader, tractor, wheel to 81	each	\$616.32	\$616.32	\$3,697.92	\$552.50	552.50	1,911.00
170	Loader, wheel bucket cap 0.5cy to 38	each	\$770.40	\$770.40	\$4,622.40	\$420.00	420.00	945.00
171	Loader, wheel bucket cap 1cy to 60	each	\$1,078.56	\$1,078.56	\$6,471.36	\$717.00	717.00	1,613.25
172	Loader, wheel bucket cap 2cy to 105	each	\$1,617.84	\$1,617.84	\$9,707.04	\$900.00	900.00	2,025.00
173	Loader, wheel bucket cap 3cy to 152	each	\$1,848.96	\$1,848.96	\$11,093.76	\$1,080.00	1,080.00	2,430.00
174	Loader, wheel bucket cap 4cy to 200	each	\$1,926.00	\$1,926.00	\$11,556.00	\$1,100.00	1,100.00	2,660.75
175	Loader, wheel bucket cap 5cy to 250	each	\$2,080.08	\$2,080.08	\$12,480.48	\$1,277.00	1,227.00	2,760.75
176	Loader, wheel bucket cap 6cy to 305	each	\$2,157.12	\$2,157.12	\$12,942.72	\$1,428.00	1,428.00	3,213.00
177	Loader, wheel bucket cap 7cy to 360	each	\$2,311.20	\$2,311.20	\$13,867.20	\$1,776.00	1,776.00	3,996.00
178	Loader, wheel bucket cap 8cy to 415	each	\$2,388.24	\$2,388.24	\$14,329.44	\$2,532.00	2,532.00	5,697.00
179	Loader, wheel bucket cap 9cy to 470	each	\$2,542.32	\$2,542.32	\$15,253.92	\$2,700.00	2,700.00	5,800.00
180	Loader, wheel bucket cap 10cy to 530	each	\$2,850.48	\$2,850.48	\$17,102.88	\$2,825.00	2,825.00	6,100.00
181	Loader-Backhoe, wheel loader bucket c 0.5cy to 40 all buckets inc	each	\$924.48	\$924.48	\$5,546.88	\$396.50	396.50	1,280.50
182	Loader-Backhoe, wheel loader bucket c 1cy to 70 all buckets inc	each	\$1,232.64	\$1,232.64	\$7,395.84	\$682.50	682.50	1,878.50
183	Loader-Backhoe, wheel loader bucket c 1.5cy to 95 all buckets inc	each	\$1,463.76	\$1,463.76	\$8,782.56	\$682.50	682.50	1,878.50

EXECUTIVE SUMMARY

RFP No. RFP 26-75

Annual Disaster Debris Removal, Reduction and Disposal Services

VII- Hourly Rate Fee Schedule Equipment			Gaston Tree Debris Recycling, LLC			Grubbs Emergency Services, LLC		
Line Item	Description	Unit of Measure	Unit Cost	Daily	Weekly	Unit Cost	Daily	Weekly
184	Loader-Backhoe, wheel loader bucket c 1.75cy to 115 all buckets inc	each	\$1,771.92	\$1,771.92	\$10,631.52	\$682.50	682.50	1,878.50
185	Mixer, concrete portable batching cap 10 cft	each	\$70.62	\$70.62	\$423.72	\$120.00	120.00	270.00
186	Mixer, concrete portable batching cap 16 cft	each	\$84.74	\$84.74	\$508.46	\$246.00	246.00	553.50
187	Mixer, concrete trailer m batching cap 11 cft to 10	each	\$147.66	\$147.66	\$885.96	\$120.00	120.00	270.00
188	Mixer, concrete trailer m batching cap 16 cft to 25	each	\$288.90	\$288.90	\$1,733.40	\$246.00	246.00	553.50
189	Motocycle, police	each	\$224.70	\$224.70	\$1,348.20	\$180.00	180.00	405.00
190	mulcher, trailer mntd working cap 7 tph to 35		\$288.90	\$288.90	\$1,733.40	\$312.00	312.00	1,118.00
191	mulcher, trailer mntd working cap 10 tph to 55	each	\$449.40	\$449.40	\$2,696.40	\$728.00	728.00	2,145.00
192	mulcher, trailer mntd working cap 20 tph to 120	each	\$609.90	\$609.90	\$3,659.40	\$728.00	728.00	2,145.00
193	paver, asphalt to 50 inc. wheel and crawler equip	each	\$770.40	\$770.40	\$4,622.40	\$2,400.00	2,400.00	5,400.00
194	paver, asphalt to 75 inc. wheel and crawler equip	each	\$1,476.60	\$1,476.60	\$8,859.60	\$2,675.00	2,675.00	5,975.00
195	paver, asphalt to 125 inc. wheel and crawler equip	each	\$2,080.08	\$2,080.08	\$12,480.48	\$2,800.00	2,800.00	6,325.00
196	paver, asphalt to 175 inc. wheel and crawler equip	each	\$1,756.51	\$1,756.51	\$10,539.07	\$2,925.00	2,925.00	6,581.00
197	paver, asphalt to 250 inc. wheel and crawler equip	each	\$2,276.53	\$2,276.53	\$13,659.19	\$3,160.00	3,160.00	7,110.00
198	pick-up, asphalt to 110	each	\$851.29	\$851.29	\$5,107.75	\$1,680.00	1,680.00	3,780.00
199	pick-up, asphalt to 150	each	\$1,371.31	\$1,371.31	\$8,227.87	\$2,100.00	2,100.00	4,725.00
200	pick-up, asphalt to 200	each	\$1,848.96	\$1,848.96	\$11,093.76	\$4,200.00	4,200.00	9,450.00
201	pick-up, asphalt to 275	each	\$2,245.72	\$2,245.72	\$13,474.30	\$6,060.00	6,060.00	13,635.00
202	Plow, cable plow depth 18 in to 30	each	\$182.58	\$182.58	\$1,095.50	\$120.00	120.00	270.00

EXECUTIVE SUMMARY

RFP No. RFP 26-75

Annual Disaster Debris Removal, Reduction and Disposal Services

VII- Hourly Rate Fee Schedule Equipment			Gaston Tree Debris Recycling, LLC			Grubbs Emergency Services, LLC		
Line Item	Description	Unit of Measure	Unit Cost	Daily	Weekly	Unit Cost	Daily	Weekly
203	Plow, cable plow depth 36 in to 45	each	\$485.35	\$485.35	\$2,912.11	\$120.00	120.00	270.00
204	Plow, cable plow depth 48 in to 110	each	\$562.39	\$562.39	\$3,374.35	\$120.00	120.00	270.00
205	Plow, grader mounted width to 10 ft	each	\$258.08	\$258.08	\$1,548.50	\$180.00	180.00	405.00
206	Plow, grader mounted width to 14 ft	each	\$369.79	\$369.79	\$2,218.75	\$180.00	180.00	405.00
207	Plow, truck mounted width to 15 ft	each	\$181.04	\$181.04	\$1,086.26	\$120.00	120.00	270.00
208	Plow, truck mounted width to 15 ft with leveling wing	each	\$304.31	\$304.31	\$1,825.85	\$120.00	120.00	270.00
209	Pump to 3 hoses not inc	each	\$44.94	\$44.94	\$269.64	\$40.30	40.30	104.00
210	Pump to 6 hoses not inc	each	\$51.36	\$51.36	\$308.16	\$61.10	61.10	234.00
211	Pump to 10 hoses not inc	each	\$70.62	\$70.62	\$423.72	\$80.60	80.60	201.50
212	Pump to 15 hoses not inc	each	\$123.26	\$123.26	\$739.58	\$122.20	122.20	299.00
213	Pump to 25 hoses not inc	each	\$160.50	\$160.50	\$963.00	\$201.50	201.50	500.50
214	Pump to 40 hoses not inc	each	\$288.90	\$288.90	\$1,733.40	\$305.50	305.50	620.50
215	Pump to 60 hoses not inc	each	\$353.10	\$353.10	\$2,118.60	\$357.50	357.50	858.00
216	Pump to 95 hoses not inc	each	\$545.70	\$545.70	\$3,274.20	\$526.50	526.50	1,293.50
217	Pump to 140 hoses not inc	each	\$577.80	\$577.80	\$3,466.80	\$819.00	819.00	2,060.50
218	Pump to 200 hoses not inc	each	\$674.10	\$674.10	\$4,044.60	\$962.00	962.00	2,366.00
219	Pump extender Length 20 ft	each	\$25.68	\$25.68	\$154.08	\$60.00	60.00	135.00
220	Pump, w/o power pump size 6 in	each	\$41.09	\$41.09	\$246.53	\$144.00	144.00	324.00
221	Pump, w/o power pump size 12 in	each	\$51.36	\$51.36	\$308.16	\$504.00	504.00	1,134.00
222	Pump, w/o power pump size 24 in	each	\$64.20	\$64.20	\$385.20	\$600.00	600.00	1,350.00
223	saw, concrete blade dia 14 in to 14	each	\$130.97	\$130.97	\$785.81	\$79.30	79.30	331.50
224	saw, concrete blade dia 26 in to 35	each	\$246.53	\$246.53	\$1,479.17	\$149.50	149.50	338.00

EXECUTIVE SUMMARY

RFP No. RFP 26-75

Annual Disaster Debris Removal, Reduction and Disposal Services

VII- Hourly Rate Fee Schedule Equipment			Gaston Tree Debris Recycling, LLC			Grubbs Emergency Services, LLC		
Line Item	Description	Unit of Measure	Unit Cost	Daily	Weekly	Unit Cost	Daily	Weekly
225	saw, concrete blade dia 48 in to 65	each	\$412.16	\$412.16	\$2,472.98	\$292.50	292.50	533.00
226	saw, rock to 65	each	\$389.05	\$389.05	\$2,334.31	\$504.00	504.00	1,134.00
227	saw, rock to 90	each	\$577.80	\$577.80	\$3,466.80	\$504.00	504.00	1,134.00
228	saw, rock to 120	each	\$802.50	\$802.50	\$4,815.00	\$504.00	504.00	1,134.00
229	Scraper scraper cap 11cy to 175	each	\$963.00	\$963.00	\$5,778.00	\$100.00	100.00	225.00
230	Scraper scraper cap 16cy to 250	each	\$1,640.95	\$1,640.95	\$9,845.71	\$100.00	100.00	225.00
231	Scraper scraper cap 23cy to 265	each	\$1,926.00	\$1,926.00	\$11,556.00	\$100.00	100.00	225.00
232	Scraper scraper cap 34cy to 475	each	\$3,790.37	\$3,790.37	\$22,742.21	\$100.00	100.00	225.00
233	Scraper scraper cap 44cy to 600	each	\$3,959.86	\$3,959.86	\$23,759.14	\$100.00	100.00	225.00
234	Sprayer, seed working cap 750 gal to 30 trailer & truck mounted	each	\$256.80	\$256.80	\$1,540.80	\$185.00	185.00	410.00
235	Sprayer, seed working cap 1250 gal to 50 trailer & truck mounted	each	\$321.00	\$321.00	\$1,926.00	\$185.00	185.00	410.00
236	Sprayer, seed working cap 3500 gal to 115 trailer & truckmounted	each	\$449.40	\$449.40	\$2,696.40	\$185.00	185.00	410.00
237	Spreader, chemical capacity 5 cy to 4 trailer & truck mounted	each	\$77.04	\$77.04	\$462.24	\$96.00	96.00	216.00
238	Spreader, chip hopper width 12.5 ft to 152	each	\$963.00	\$963.00	\$5,778.00	\$60.00	60.00	135.00
239	Spreader, chip hopper width 16.5 ft to 215	each	\$1,540.80	\$1,540.80	\$9,244.80	\$60.00	60.00	135.00
240	Spreader, chip, mntd hopper size 8 ft to 8 trailer & truck mounted	each	\$57.78	\$57.78	\$346.68	\$60.00	60.00	135.00
241	Spreader, sand mounting tailgate, chassis	each	\$64.20	\$64.20	\$385.20	\$60.00	60.00	135.00
242	Spreader, sand mounting dump body	each	\$90.91	\$90.91	\$545.45	\$96.00	96.00	216.00

EXECUTIVE SUMMARY

RFP No. RFP 26-75

Annual Disaster Debris Removal, Reduction and Disposal Services

VII- Hourly Rate Fee Schedule Equipment			Gaston Tree Debris Recycling, LLC			Grubbs Emergency Services, LLC		
Line Item	Description	Unit of Measure	Unit Cost	Daily	Weekly	Unit Cost	Daily	Weekly
243	Spreader, sand mounting truck (10yd)	each	\$121.73	\$121.73	\$730.34	\$132.00	132.00	297.00
244	Striper Paint cap 40 gal to 22	each	\$142.52	\$142.52	\$855.14	\$204.00	204.00	459.00
245	Striper Paint cap 90 gal to 60	each	\$315.86	\$315.86	\$1,895.18	\$288.00	288.00	648.00
246	Striper Paint cap 120 gal to 122	each	\$612.47	\$612.47	\$3,674.81	\$576.00	576.00	1,296.00
247	Striper, truck mtd Paint cap 120 gal to 460	each	\$1,224.94	\$1,224.94	\$7,349.62	\$1,104.00	1,104.00	2,484.00
248	Striper, walk-behind paint cap 12 gal	each	\$70.62	\$70.62	\$423.72	\$60.00	60.00	135.00
249	Sweeper, pavement to 110	each	\$832.03	\$832.03	\$4,992.19	\$403.00	403.00	1,020.50
250	Sweeper, pavement to 150	each	\$963.00	\$963.00	\$5,778.00	\$669.50	669.50	1,878.50
251	Sweeper, pavement to 200	each	\$1,278.86	\$1,278.86	\$7,673.18	\$669.50	669.50	1,878.50
252	Trailer, dump capacity 20 cy prime mover not incl	each	\$256.80	\$256.80	\$1,540.80	\$182.00	182.00	663.00
253	Trailer, dump capacity 30 cy prime mover not incl	each	\$385.20	\$385.20	\$2,311.20	\$182.00	182.00	663.00
254	Trailer, dump capacity 40 cy prime mover not incl	each	\$449.40	\$449.40	\$2,696.40	\$182.00	182.00	663.00
255	Trailer, equipment capacity 30 tons	each	\$385.20	\$385.20	\$2,311.20	\$200.00	200.00	470.00
256	Trailer, equipment capacity 40 tons	each	\$513.60	\$513.60	\$3,081.60	\$216.00	216.00	486.00
257	Trailer, equipment capacity 60 tons	each	\$642.00	\$642.00	\$3,852.00	\$264.00	264.00	594.00
258	Trailer, office trailer size 8'*24'	each	\$51.36	\$51.36	\$308.16	\$225.00	225.00	505.00
259	Trailer, office trailer size 8'*32'	each	\$57.78	\$57.78	\$346.68	\$225.00	225.00	505.00
260	Trailer, office trailer size 10'*32'	each	\$64.20	\$64.20	\$385.20	\$225.00	225.00	505.00
261	Trailer, water tank cap 4000 gal incl. centrifugal pump with sump and rear Spray bar	each	\$545.70	\$545.70	\$3,274.20	\$221.00	221.00	669.50

EXECUTIVE SUMMARY

RFP No. RFP 26-75

Annual Disaster Debris Removal, Reduction and Disposal Services

VII- Hourly Rate Fee Schedule Equipment			Gaston Tree Debris Recycling, LLC			Grubbs Emergency Services, LLC		
Line Item	Description	Unit of Measure	Unit Cost	Daily	Weekly	Unit Cost	Daily	Weekly
262	Trailer, water tank cap 6000 gal incl. centrifugal pump with sump and rear Spray bar	each	\$642.00	\$642.00	\$3,852.00	\$221.00	221.00	669.50
263	Trailer, water tank cap 10000 gal incl. centrifugal pump with sump and rear Spray bar	each	\$866.70	\$866.70	\$5,200.20	\$221.00	221.00	669.50
264	Trailer, water tank cap 14000 gal incl. centrifugal pump with sump and rear Spray bar	each	\$1,014.36	\$1,014.36	\$6,086.16	\$221.00	221.00	669.50
265	Trencher to 35 walk-behind crawler & wheel mounted chain & wheel	each	\$321.00	\$321.00	\$1,926.00	\$312.00	312.00	1,131.00
266	Trencher to 85 walk-behind crawler & wheel mounted chain & wheel	each	\$430.14	\$430.14	\$2,580.84	\$305.50	305.50	682.50
267	Trencher to 115 walk-behind crawler & wheel mounted chain & wheel	each	\$449.40	\$449.40	\$2,696.40	\$377.00	377.00	1,228.50
268	Trencher to 175 walk-behind crawler & wheel mounted chain & wheel	each	\$834.60	\$834.60	\$5,007.60	\$611.00	611.00	1,527.50
269	Trowel, concrete diameter 90 in to 25	each	\$173.34	\$173.34	\$1,040.04	\$72.00	72.00	162.00
270	Trowel, concrete diameter 100 in to 38	each	\$199.02	\$199.02	\$1,194.12	\$72.00	72.00	162.00
271	Truck, bucket add flatbed truck to truck mounted aerial lift	each	\$1,251.90	\$1,251.90	\$7,511.40	\$780.00	780.00	1,755.00
272	Truck, cleaning add flatbed truck to sewer cleaner	each	\$642.00	\$642.00	\$3,852.00	\$780.00	780.00	1,755.00
273	Truck, concrete mixer mixer cap 10cyto 255	each	\$677.95	\$677.95	\$4,067.71	\$135.00	135.00	305.00
274	Truck, concrete mixer mixer cap 13 cy to 300	each	\$738.30	\$738.30	\$4,429.80	\$140.00	140.00	310.00
275	Truck, dump struck cap 8 cy to 210	each	\$770.40	\$770.40	\$4,622.40	\$533.00	533.00	1,547.00
276	Truck, dump struck cap 10cy to 235	each	\$847.44	\$847.44	\$5,084.64	\$533.00	533.00	1,547.00
277	Truck, dump struck cap 12cy to 255	each	\$847.44	\$847.44	\$5,084.64	\$533.00	533.00	1,547.00

EXECUTIVE SUMMARY

RFP No. RFP 26-75

Annual Disaster Debris Removal, Reduction and Disposal Services

VII- Hourly Rate Fee Schedule Equipment			Gaston Tree Debris Recycling, LLC			Grubbs Emergency Services, LLC		
Line Item	Description	Unit of Measure	Unit Cost	Daily	Weekly	Unit Cost	Daily	Weekly
278	Truck, dump struck cap 18cy to 330	each	\$1,155.60	\$1,155.60	\$6,933.60	\$533.00	533.00	1,547.00
279	Truck, dump struck cap 28cy to 400	each	\$1,463.76	\$1,463.76	\$8,782.56	\$533.00	533.00	1,547.00
280	Truck, dump struck cap 40cy to 460	each	\$1,848.96	\$1,848.96	\$11,093.76	\$533.00	533.00	1,547.00
281	Truck, dump struck cap 50cy to 620	each	\$1,848.96	\$1,848.96	\$11,093.76	\$533.00	533.00	1,547.00
282	Truck, flatbed maximum Gvw 15000lbs to 150	each	\$385.20	\$385.20	\$2,311.20	\$840.00	840.00	1,890.00
283	Truck, flatbed maximum Gvw 25000lbs to 180	each	\$539.28	\$539.28	\$3,235.68	\$900.00	900.00	2,025.00
284	Truck, flatbed maximum Gvw 30000lbs to 215	each	\$693.36	\$693.36	\$4,160.16	\$960.00	960.00	2,160.00
285	Truck, flatbed maximum Gvw 45000lbs to 250	each	\$770.40	\$770.40	\$4,622.40	\$1,020.00	1,020.00	2,295.00
286	Truck, flatbed maximum Gvw 50000lbs to 300	each	\$924.48	\$924.48	\$5,546.88	\$1,080.00	1,080.00	2,430.00
287	Truck, flatbed maximum Gvw to 375	each	\$1,078.56	\$1,078.56	\$6,471.36	\$720.00	720.00	1,620.00
288	Truck, flatbed maximum Gvw to 450	each	\$1,232.64	\$1,232.64	\$7,395.84	\$720.00	720.00	1,620.00
289	Truck, knuckle boom add flatbed truck to truck mounted crane	each	\$1,251.90	\$1,251.90	\$8,763.30	\$1,800.00	1,800.00	4,050.00
290	Truck, pickup to 130 when transp. People	each	\$616.32	\$616.32	\$4,314.24	\$960.00	960.00	2,160.00
291	Truck, tractor to 210	each	\$1,155.60	\$1,155.60	\$8,089.20	\$1,500.00	1,500.00	3,375.00
292	Truck, tractor to 265	each	\$1,277.58	\$1,277.58	\$8,943.06	\$1,500.00	1,500.00	3,375.00
293	Truck, tractor to 310	each	\$1,380.30	\$1,380.30	\$9,662.10	\$1,500.00	1,500.00	3,375.00
294	Truck, tractor to 350	each	\$1,463.76	\$1,463.76	\$10,246.32	\$1,500.00	1,500.00	3,375.00
295	Truck, water tank cap 2500 gal to 175 inc pump and rear spray system	each	\$866.70	\$866.70	\$6,066.90	\$1,080.00	1,080.00	2,430.00

EXECUTIVE SUMMARY

RFP No. RFP 26-75

Annual Disaster Debris Removal, Reduction and Disposal Services

VII- Hourly Rate Fee Schedule Equipment			Gaston Tree Debris Recycling, LLC			Grubbs Emergency Services, LLC		
Line Item	Description	Unit of Measure	Unit Cost	Daily	Weekly	Unit Cost	Daily	Weekly
296	Truck, water tank cap 4000 gal to 250 inc pump and rear spray system	each	\$1,219.80	\$1,219.80	\$8,538.60	\$1,500.00	1,500.00	3,375.00
297	Tub grinder to 400	each	\$2,850.48	\$2,850.48	\$19,953.36	\$2,160.00	2,160.00	4,860.00
298	Tub grinder to 500	each	\$3,852.00	\$3,852.00	\$26,964.00	\$2,160.00	2,160.00	4,860.00
300	Tub grinder to 600	each	\$4,622.40	\$4,622.40	\$32,356.80	\$2,160.00	2,160.00	4,860.00
301	Tub grinder to 700	each	\$5,778.00	\$5,778.00	\$40,446.00	\$7,236.00	3,216.00	7,236.00
302	Tub grinder to 800	each	\$6,548.40	\$6,548.40	\$45,838.80	\$3,216.00	3,216.00	7,236.00
303	Tub grinder to 900	each	\$6,933.60	\$6,933.60	\$48,535.20	\$4,260.00	4,260.00	9,585.00
304	Tub grinder to 1000	each	\$7,626.96	\$7,626.96	\$53,388.72	\$4,260.00	4,260.00	9,585.00
305	Vibrator, concrete to 4	each	\$18.49	\$18.49	\$110.94	\$55.90	55.90	208.00
306	Vibrator, concrete to 8	each	\$146.38	\$146.38	\$878.26	\$55.90	55.90	208.00
307	Welder, portable to 16 inc. ground cable and lead cable	each	\$90.13	\$90.13	\$540.82	\$85.00	85.00	190.00
308	Welder, portable to 34 inc. ground cable and lead cable	each	\$211.86	\$211.86	\$1,271.16	\$170.00	170.00	387.00
309	Welder, portable to 50 inc. ground cable and lead cable	each	\$275.03	\$275.03	\$1,650.19	\$312.00	312.00	702.00
310	Welder, portable to 80 inc. ground cable and lead cable	each	\$278.88	\$278.88	\$1,673.30	\$312.00	312.00	702.00
Total			\$369,478.69			\$325,837.41		

VII- HOURLY RATE FEE SCHEDULE EQUIPMENT (Table 5 of 6)

VII- Hourly Rate Fee Schedule Equipment			Looks Great Services of MS, Inc.			Southern Disaster Recovery		
Line Item	Description	Unit of Measure	Unit Cost	Daily	Weekly	Unit Cost	Daily	Weekly
1	Aerial lift, self-propelled max. platform height 37ft to 15 articulated	each	\$4,000.00	\$500.0	\$3500.0	\$1,500.00	1500.00	7500.00
2	Aerial lift, self-propelled max. platform height 37ft to 15 telescoping	each	\$4,000.00	\$500.00	\$3500.00	\$1,500.00	1500.00	7500.00
3	Aerial lift, self-propelled max. platform height 37ft to 15 scissor	each	\$4,000.00	\$500.00	\$3500.00	\$1,500.00	1500.00	7500.00

EXECUTIVE SUMMARY

RFP No. RFP 26-75

Annual Disaster Debris Removal, Reduction and Disposal Services

VII- Hourly Rate Fee Schedule Equipment			Looks Great Services of MS, Inc.			Southern Disaster Recovery		
Line Item	Description	Unit of Measure	Unit Cost	Daily	Weekly	Unit Cost	Daily	Weekly
4	Aerial lift, self-propelled max. platform height 60ft to 30 articulated	each	\$4,800.00	\$600.00	\$4200.00	\$1,750.00	1750.00	8750.00
5	Aerial lift, self-propelled max. platform height 60ft to 30 telescoping	each	\$4,800.00	\$600.00	\$4200.00	\$1,750.00	1750.00	8750.00
6	Aerial lift, self-propelled max. platform height 60ft to 30 scissor	each	\$4,800.00	\$600.00	\$4200.00	\$1,750.00	1750.00	8750.00
7	Aerial lift, self-propelled max. platform height 70ft to 50 articulated	each	\$5,600.00	\$700.00	\$4900.00	\$1,850.00	1850.00	9250.00
8	Aerial lift, self-propelled max. platform height 70ft to 50 telescoping	each	\$5,600.00	\$700.00	\$4900.00	\$1,850.00	1850.00	9250.00
9	Aerial lift, self-propelled max. platform height 70ft to 50 scissor	each	\$5,600.00	\$700.00	\$4900.00	\$1,850.00	1850.00	9250.00
10	Aerial lift, self-propelled max. platform height 125ft to 85 articulated	each	\$6,400.00	\$800.00	\$5600.00	\$3,500.00	3500.00	17500.00
11	Aerial lift, self-propelled max. platform height 125ft to 85 telescoping	each	\$6,400.00	\$800.00	\$5600.00	\$3,500.00	3500.00	17500.00
12	Aerial lift, self-propelled max. platform height 125ft to 85 scissor	each	\$6,400.00	\$800.00	\$5600.0	\$3,500.00	3500.00	17500.00
13	Aerial lift, self-propelled max. platform height 150ft to 130 articulated	each	\$7,200.00	\$900.00	\$6300.0	\$3,750.00	3750.00	18750.00
14	Aerial lift, self-propelled max. platform height 150ft to 130 telescoping	each	\$7,200.00	\$900.00	\$6300.00	\$3,750.00	3750.00	18750.00
15	Aerial lift, self-propelled max. platform height 150ft to 130	each	\$7,200.00	\$900.00	\$6300.00	\$3,750.00	3750.00	18750.00
16	Aerial lift, truck mounted max. platform height 25ft articulated	each	\$8,000.00	\$1000.00	\$7000.00	\$1,500.00	1500.00	7500.00
17	Aerial lift, truck mounted max. platform height 25ft telescoping	each	\$8,000.00	\$1000.00	\$7000.00	\$1,500.00	1500.00	7500.00

EXECUTIVE SUMMARY

RFP No. RFP 26-75

Annual Disaster Debris Removal, Reduction and Disposal Services

VII- Hourly Rate Fee Schedule Equipment			Looks Great Services of MS, Inc.			Southern Disaster Recovery		
Line Item	Description	Unit of Measure	Unit Cost	Daily	Weekly	Unit Cost	Daily	Weekly
18	Aerial lift, truck mounted max. platform height 50ft articulated	each	\$8,800.00	\$1100.00	\$7700.00	\$1,875.00	1875.00	9375.00
19	Aerial lift, truck mounted max. platform height 50ft telescoping	each	\$8,800.00	\$1100.00	\$7700.00	\$1,875.00	1875.00	9375.00
20	Aerial lift, truck mounted max. platform height 75ft articulated	each	\$9,600.00	\$1200.00	\$8400.00	\$2,200.00	2200.00	11000.00
21	Aerial lift, truck mounted max. platform height 75ft telescoping	each	\$9,600.00	\$1200.00	\$8400.00	\$2,200.00	2200.00	11000.00
22	Aerial lift, truck mounted max. platform height 100ft articulated	each	\$10,400.00	\$1300.00	\$9100.00	\$3,500.00	3500.00	17500.00
23	Aerial lift, truck mounted max. platform height 100ft telescoping	each	\$10,400.00	\$1300.00	\$9100.00	\$3,500.00	3500.00	17500.00
24	Air compressor air delivery 41cfm to 10 hoses incl.	each	\$640.00	\$80.00	\$560.00	\$250.00	250.00	1750.00
25	Air compressor air delivery 103cfm to 30 hoses incl.	each	\$1,200.00	\$150.00	\$1050.00	\$450.00	450.00	3150.00
26	Air compressor air delivery 130cfm to 50 hoses incl.	each	\$1,400.00	\$175.00	\$1225.00	\$550.00	550.00	3850.00
27	Air compressor air delivery 175cfm to 90 hoses incl.	each	\$1,800.00	\$225.00	\$1575.00	\$675.00	675.00	4725.00
28	Air compressor air delivery 400cf to 145 hoses incl.	each	\$3,200.00	\$400.00	\$2800.00	\$750.00	750.00	5250.00
29	Air compressor air delivery 575cfm to 230 hoses incl.	each	\$3,600.00	\$450.00	\$3150.00	\$1,100.00	1100.00	7700.00
30	Air compressor air delivery 1100cfm to 355 hoses incl.	each	\$6,000.00	\$750.00	\$5250.00	\$1,600.00	1600.00	11200.00
31	Air compressor air delivery 1600cfm to 500 hoses incl.	each	\$7,200.00	\$900.00	\$6300.00	\$1,600.00	1600.00	11200.00
32	Air curtain burner to 50 in ground	each	\$4,800.00	\$600.00	\$4200.00	\$200.00	200.00	1400.00
33	Air curtain burner to 75 in ground	each	\$6,400.00	\$800.00	\$5600.00	\$250.00	250.00	1750.00

EXECUTIVE SUMMARY

RFP No. RFP 26-75

Annual Disaster Debris Removal, Reduction and Disposal Services

VII- Hourly Rate Fee Schedule Equipment			Looks Great Services of MS, Inc.			Southern Disaster Recovery		
Line Item	Description	Unit of Measure	Unit Cost	Daily	Weekly	Unit Cost	Daily	Weekly
34	Air curtain burner to 100 in ground	each	\$8,000.00	\$1000.00	\$7000.00	\$350.00	350.00	2450.00
35	Air curtain burner to 50 above ground	each	\$5,400.00	\$675.00	\$4725.00	\$450.00	450.00	3150.00
36	Air curtain burner to 75 above ground	each	\$7,000.00	\$875.00	\$6125.00	\$550.00	550.00	3850.00
37	Air curtain burner to 100 above ground	each	\$8,800.00	\$1100.00	\$7700.00	\$750.00	750.00	5250.00
38	Auger, portable hole diameter 16 in to 6	each	\$560.00	\$70.00	\$490.00	\$75.00	75.00	525.00
39	Auger, portable hole diameter 18 in to 13	each	\$640.00	\$80.00	\$560.00	\$100.00	100.00	700.00
40	Auger, Tractor mounted max. auger dia 36 in to 13 incl. digger boom and mounting hardware	each	\$1,600.00	\$200.00	\$1400.00	\$1,500.00	1500.00	10500.00
41	Auger, Tractor mounted max. auger size 24 in to 100 guardrail post driver	each	\$2,400.00	\$300.00	\$2100.00	\$1,750.00	1750.00	12250.00
42	Board, arrow to 8 trailer mount	each	\$2,000.00	\$250.00	\$1750.00	\$1,400.00	1400.00	9800.00
43	Board, message to 5 trailer mount	each	\$2,000.00	\$250.00	\$1750.00	\$1,750.00	1750.00	12250.00
44	Breaker, pavement to 70	each	\$2,400.00	\$300.00	\$2100.0	\$1,500.00	1500.00	10500.00
45	Breaker, pavement to 105	each	\$4,000.00	\$500.00	\$3500.00	\$1,650.00	1650.00	11550.00
46	Breaker, pavement to 137	each	\$5,600.00	\$700.00	\$4900.00	\$1,750.00	1750.00	12250.00
47	Broom, pavement broom length 72in to 20	each	\$6,000.00	\$750.00	\$5250.00	\$1,250.00	1250.00	8750.00
48	Broom, pavement broom length 84in to 45	each	\$8,000.00	\$1000.00	\$7000.00	\$1,400.00	1400.00	9800.00
49	Broom, pavement broom length 96in to 100	each	\$10,000.00	\$1250.00	\$8750.00	\$1,750.00	1750.00	12250.00
50	Broom, pavement mounted broom length 72in to 18	each	\$6,000.00	\$750.00	\$5250.00	\$1,850.00	1850.00	12950.00
51	Broom, pavement pull broom length 84in to 20	each	\$8,000.00	\$1000.00	\$7000.00	\$1,850.00	1850.00	12950.00

EXECUTIVE SUMMARY

RFP No. RFP 26-75

Annual Disaster Debris Removal, Reduction and Disposal Services

VII- Hourly Rate Fee Schedule Equipment			Looks Great Services of MS, Inc.			Southern Disaster Recovery		
Line Item	Description	Unit of Measure	Unit Cost	Daily	Weekly	Unit Cost	Daily	Weekly
52	Bucket, clamshell capacity 1.0cy incl. teeth	each	\$4,800.00	\$600.00	\$4200.00	\$500.00	500.00	3500.00
53	Bucket, clamshell capacity 2.5cy incl. teeth	each	\$7,197.00	\$900.00	\$6300.00	\$550.00	550.00	3850.00
54	Bucket, clamshell capacity 5.0cy incl. teeth	each	\$9,600.00	\$1200.00	\$8400.00	\$650.00	650.00	4550.00
55	Bucket, clamshell capacity 7.5cy incl. teeth	each	\$120,000.00	\$1500.00	\$10500.00	\$675.00	675.00	4725.00
56	Bucket, dragline capacity 2.0cy	each	\$9,600.00	\$1200.00	\$8400.00	\$500.00	500.00	3500.00
57	Bucket, dragline capacity 5.0cy	each	\$14,000.00	\$1750.00	\$12250.00	\$550.00	550.00	3850.00
58	Bucket, dragline capacity 10cy	each	\$32,000.00	\$4000.00	\$28000.00	\$675.00	675.00	4725.00
59	Bucket, dragline capacity 14cy	each	\$40,000.00	\$5000.00	\$35000.00	\$700.00	700.00	4900.00
60	Chain saw bar length 16in	each	\$240.00	\$30.00	\$210.00	\$100.00	100.00	700.00
61	Chain saw bar length 25in	each	\$240.00	\$30.00	\$210.00	\$125.00	125.00	875.00
62	Chain saw, pole bar size 18in	each	\$240.00	\$30.00	\$210.00	\$50.00	50.00	350.00
63	Chipper, brush chipping cap. 6in to 35 trailer mount	each	\$7,200.00	\$900.00	\$6300.00	\$1,250.00	1250.00	8750.00
64	Chipper, brush chipping cap. 12in to 65 trailer mount	each	\$10,400.00	\$1300.00	\$9100.00	\$1,250.00	1250.00	8750.00
65	chipper, brush chipping cap. 16in to 100 trailer mount	each	\$12,000.00	\$1500.00	\$10500.00	\$1,750.00	1750.00	12250.00
66	chipper, brush chipping cap. 18in to 125 trailer mount	each	\$13,600.00	\$1700.00	\$11900.00	\$1,875.00	1875.00	13125.00
67	chipper, brush chipping cap. 18in to 200 trailer mount	each	\$15,200.00	\$1900.00	\$13300.00	\$2,100.00	2100.00	14700.00
68	chipper, brush chipping cap. 19in to 300 trailer mount	each	\$16,800.00	\$2100.00	\$14700.00	\$2,400.00	2400.00	16800.00
69	chipper, brush chipping cap. 19in to 450 trailer mount	each	\$18,400.00	\$2300.00	\$16100.00	\$2,500.00	2500.00	17500.00
70	chipper, brush to 650 trailer mount	each	\$20,000.00	\$2500.00	\$17500.00	\$2,500.00	2500.00	17500.00

EXECUTIVE SUMMARY

RFP No. RFP 26-75

Annual Disaster Debris Removal, Reduction and Disposal Services

VII- Hourly Rate Fee Schedule Equipment			Looks Great Services of MS, Inc.			Southern Disaster Recovery		
Line Item	Description	Unit of Measure	Unit Cost	Daily	Weekly	Unit Cost	Daily	Weekly
71	clamshell & dragline to 100 bucket not incl	each	\$14,400.00	\$1800.00	\$12600.000	\$2,100.00	2100.00	14700.00
72	clamshell & dragline to 155 bucket not incl	each	\$16,000.00	\$2000.00	\$14000.00	\$2,400.00	2400.00	16800.00
73	clamshell & dragline to 235 bucket not incl	each	\$17,998.00	\$2250.00	\$15750.00	\$2,400.00	2400.00	16800.00
74	clamshell & dragline to 350 bucket not incl	each	\$19,200.00	\$2400.00	\$16800.00	\$2,600.00	2600.00	18200.00
75	clamshell & dragline to 530 bucket not incl	each	\$20,000.00	\$2500.00	\$17500.00	\$3,000.00	3000.00	21000.00
76	clamshell & dragline to 800 bucket not incl	each	\$24,000.00	\$3000.00	\$21000.00	\$3,000.00	3000.00	21000.00
77	cleaner, sewer/catch basin hopper cap. 5 cy truck mount	each	\$9,600.00	\$1200.00	\$8400.00	\$1,750.00	1750.00	12250.00
78	cleaner, sewer/catch basin hopper cap. 14 cy truck mount	each	\$13,200.00	\$1650.00	\$11550.00	\$1,875.00	1875.00	13125.00
79	compactor to 10	each	\$2,000.00	\$250.00	\$1750.00	\$900.00	900.00	6300.00
80	compactor to 45	each	\$2,800.00	\$350.00	\$2450.00	\$1,200.00	1200.00	8400.00
81	compactor to 75	each	\$3,600.00	\$450.00	\$3150.00	\$1,500.00	1500.00	10500.00
82	compactor to 150	each	\$4,800.00	\$600.00	\$4200.00	\$1,750.00	1750.00	12250.00
83	compactor to 235	each	\$5,600.00	\$700.00	\$4900.00	\$1,850.00	1850.00	12950.00
84	compactor to 335	each	\$7,200.00	\$900.00	\$6300.00	\$1,875.00	1875.00	13125.00
85	compactor to 535	each	\$9,600.00	\$1200.00	\$8400.00	\$1,900.00	1900.00	13300.00
86	compactor, towed to 15	each	\$1,600.00	\$200.00	\$1400.00	\$1,500.00	1500.00	10500.00
87	compactor, towed to 50	each	\$2,400.00	\$300.00	\$2100.00	\$1,700.00	1700.00	11900.00
88	compactor, towed to 100	each	\$3,600.00	\$450.00	\$3150.00	\$1,875.00	1875.00	13125.00
89	crane max lift 8 mt to 80	each	\$12,000.00	\$1500.00	\$10500.00	\$2,000.00	2000.00	14000.00
90	crane max lift 15 mt to 150	each	\$16,000.00	\$2000.00	\$14000.00	\$3,500.00	3500.00	24500.00
91	crane max lift 27 mt to 200	each	\$20,000.00	\$2500.00	\$17500.00	\$4,000.00	4000.00	28000.00
92	crane max lift 45 mt to 300	each	\$24,000.00	\$3000.00	\$21000.00	\$5,000.00	5000.00	35000.00

EXECUTIVE SUMMARY

RFP No. RFP 26-75

Annual Disaster Debris Removal, Reduction and Disposal Services

VII- Hourly Rate Fee Schedule Equipment			Looks Great Services of MS, Inc.			Southern Disaster Recovery		
Line Item	Description	Unit of Measure	Unit Cost	Daily	Weekly	Unit Cost	Daily	Weekly
93	crane max lift 70 mt to 350	each	\$32,000.00	\$4000.00	\$28000.00	\$5,500.00	5500.00	38500.00
94	crane max lift 110 mt to 450	each	\$40,000.00	\$5000.00	\$35000.00	\$6,000.00	6000.00	42000.00
95	crane, truck mount max lift 17600lbs	each	\$9,600.00	\$1200.00	\$8400.00	\$3,500.00	3500.00	24500.00
96	crane, truck mount max lift 33000lbs	each	\$12,000.00	\$1500.00	\$10500.00	\$4,000.00	4000.00	28000.00
97	crane, truck mount max lift 60000lbs	each	\$14,400.00	\$1800.00	\$12600.00	\$4,000.00	4000.00	28000.00
98	crane, truck mount max lift 120000lbs	each	\$17,600.00	\$2200.00	\$15400.00	\$6,000.00	6000.00	42000.00
99	cutter, brush cutter size 8ft to 150	each	\$6,400.00	\$800.00	\$5600.00	\$1,250.00	1250.00	8750.00
101	cutter, brush cutter size 8ft to 190	each	\$6,798.00	\$850.00	\$5950.00	\$1,400.00	1400.00	9800.00
102	cutter, brush cutter size 10ft to 245	each	\$7,200.00	\$900.00	\$6300.00	\$1,500.00	1500.00	10500.00
103	distributor, asphalt tank cap 500 gal truck mount incl. burners insulated tank circul. Spray bar	each	\$9,600.00	\$1200.00	\$8400.00	\$2,000.00	2000.00	14000.00
104	distributor, asphalt tank cap 1000 gal truck mount incl. burners insulated tank circul. Spray bar	each	\$12,800.00	\$1600.00	\$11200.00	\$2,500.00	2500.00	17500.00
105	dozer, crawler, to 65	each	\$5,600.00	\$700.00	\$4900.00	\$1,500.00	1500.00	10500.00
106	dozer, crawler, to 105	each	\$7,200.00	\$900.00	\$6300.00	\$1,750.00	1750.00	12250.00
107	dozer, crawler, to 160	each	\$8,799.00	\$1100.00	\$7700.00	\$2,000.00	2000.00	14000.00
108	dozer, crawler, to 245	each	\$10,400.00	\$1300.00	\$9100.00	\$2,500.00	2500.00	17500.00
109	dozer, crawler, to 375	each	\$12,000.00	\$1500.00	\$10500.00	\$2,750.00	2750.00	19250.00
110	dozer, crawler, to 565	each	\$13,600.00	\$1700.00	\$11900.00	\$3,000.00	3000.00	21000.00
111	dozer, crawler, to 850	each	\$3,400.00	\$2000.00	\$1400.00	\$3,500.00	3500.00	24500.00
112	dozer, wheel, to 260	each	\$7,600.00	\$950.00	\$6650.00	\$2,000.00	2000.00	14000.00
113	dozer, wheel, to 335	each	\$8,800.00	\$1100.00	\$7700.00	\$2,200.00	2200.00	15400.00
114	dozer, wheel, to 445	each	\$10,000.00	\$1250.00	\$8750.00	\$2,400.00	2400.00	16800.00

EXECUTIVE SUMMARY

RFP No. RFP 26-75

Annual Disaster Debris Removal, Reduction and Disposal Services

VII- Hourly Rate Fee Schedule Equipment			Looks Great Services of MS, Inc.			Southern Disaster Recovery		
Line Item	Description	Unit of Measure	Unit Cost	Daily	Weekly	Unit Cost	Daily	Weekly
115	dozer, wheel, to 615	each	\$11,200.00	\$1400.00	\$9800.00	\$2,500.00	2500.00	17500.00
116	Excavator, hydraulic bucket cap 0.5cy to 45 crawler, truck & wheel incl. bucket	each	\$6,000.00	\$750.00	\$5250.00	\$1,750.00	1750.00	12250.00
117	Excavator, hydraulic bucket cap 1.0cy to 90 crawler, truck & wheel incl. bucket	each	\$7,200.00	\$900.00	\$6300.00	\$1,850.00	1850.00	12950.00
118	Excavator, hydraulic bucket cap 1.5cy to 160 crawler, truck & wheel incl. bucket	each	\$8,800.00	\$1100.00	\$7700.00	\$1,875.00	1875.00	13125.00
119	Excavator, hydraulic bucket cap 2.5cy to 265 crawler, truck & wheel incl. bucket	each	\$10,400.00	\$1300.00	\$9100.00	\$1,900.00	1900.00	13300.00
120	Excavator, hydraulic bucket cap 4.5cy to 420 crawler, truck & wheel incl. bucket	each	\$12,800.00	\$1600.00	\$11200.00	\$2,000.00	2000.00	14000.00
121	Excavator, hydraulic bucket cap 12cy to 1000 crawler, truck & wheel incl. bucket	each	\$20,000.00	\$2500.00	\$17500.00	\$2,500.00	2500.00	17500.00
122	Fork lift capacity 6000lbs to 60	each	\$8,000.00	\$1000.00	\$7000.00	\$900.00	900.00	6300.00
123	Fork lift capacity 12000lbs to 90	each	\$8,800.00	\$1100.00	\$7700.00	\$1,250.00	1250.00	8750.00
124	Fork lift capacity 18000lbs to 140	each	\$9,600.00	\$1200.00	\$8400.00	\$1,350.00	1350.00	9450.00
125	Fork lift capacity 50000lbs to 215	each	\$10,400.00	\$1300.00	\$9100.00	\$1,450.00	1450.00	10150.00
126	Generator prime output 5.5kw to 10	each	\$799.00	\$100.00	\$700.00	\$286.00	286.00	2000.00
127	Generator prime output 16kw to 25	each	\$1,200.00	\$150.00	\$1050.00	\$643.00	643.00	4500.00
128	Generator prime output 43kw to 65	each	\$1,600.00	\$200.00	\$1400.00	\$714.00	714.00	5000.00
129	Generator prime output 85kw to 125	each	\$3,200.00	\$400.00	\$2800.00	\$1,000.00	1000.00	7000.00
130	Generator prime output 140kw to 200	each	\$4,400.00	\$550.00	\$3850.00	\$1,715.00	1715.00	12000.00
131	Generator prime output 210kw to 300	each	\$5,600.00	\$700.00	\$4900.00	\$2,286.00	2286.00	16000.00

EXECUTIVE SUMMARY

RFP No. RFP 26-75

Annual Disaster Debris Removal, Reduction and Disposal Services

VII- Hourly Rate Fee Schedule Equipment			Looks Great Services of MS, Inc.			Southern Disaster Recovery		
Line Item	Description	Unit of Measure	Unit Cost	Daily	Weekly	Unit Cost	Daily	Weekly
132	Generator prime output 280kw to 400	each	\$6,800.00	\$850.00	\$5950.00	\$5,000.00	5000.00	35000.00
133	Generator prime output 350kw to 500	each	\$7,997.00	\$1000.00	\$7000.00	\$10,000.00	10000.00	70000.00
134	Generator prime output 530kw to 750	each	\$10,400.00	\$1300.00	\$9100.00	\$15,000.00	15000.00	105000.00
135	Generator prime output 710kw to 1000	each	\$12,800.00	\$1600.00	\$11200.00	\$17,000.00	17000.00	119000.00
136	Generator prime output 1100kw to 1500	each	\$16,000.00	\$2000.00	\$14000.00	\$20,000.00	20000.00	140000.00
137	Generator prime output 1500kw to 2000	each	\$20,000.00	\$2500.00	\$17500.00	\$22,000.00	22000.00	154000.00
138	Generator prime output 1900kw to 2500	each	\$24,000.00	\$3000.00	\$21000.00	\$26,000.00	26000.00	182000.00
139	Generator prime output 2400kw to 3000	each	\$28,000.00	\$3500.00	\$24500.00	\$35,000.00	35000.00	245000.00
140	Golf cart capacity 2 person	each	\$2,000.00	\$250.00	\$1750.00	\$150.00	150.00	1050.00
141	Graders Moldboard Size 8ft to 50 incl. rigid and articulate eq.	each	\$7,200.00	\$900.00	\$6300.00	\$125.00	125.00	875.00
142	Graders Moldboard Size 10ft to 100 incl. rigid and articulate eq.	each	\$7,000.00	\$1000.00	\$7000.00	\$150.00	150.00	1050.00
143	Graders Moldboard Size 12ft to 150 incl. rigid and articulate eq.	each	\$8,800.00	\$1100.00	\$7700.00	\$175.00	175.00	1225.00
144	Graders Moldboard Size 14ft to 225 incl. rigid and articulate eq.	each	\$9,600.00	\$1200.00	\$8400.00	\$75.00	75.00	525.00
145	Hose, discharge diameter 3in per 25 ft length incl. couplings	each	\$1,200.00	\$150.00	\$1050.00	\$75.00	75.00	525.00
146	Hose, discharge diameter 4in per 25 ft length incl. couplings	each	\$1,400.00	\$175.00	\$1225.00	\$75.00	75.00	525.00
147	Hose, discharge diameter 6in per 25 ft length incl. couplings	each	\$1,800.00	\$225.00	\$1575.00	\$75.00	75.00	525.00

EXECUTIVE SUMMARY

RFP No. RFP 26-75

Annual Disaster Debris Removal, Reduction and Disposal Services

VII- Hourly Rate Fee Schedule Equipment			Looks Great Services of MS, Inc.			Southern Disaster Recovery		
Line Item	Description	Unit of Measure	Unit Cost	Daily	Weekly	Unit Cost	Daily	Weekly
148	Hose, discharge diameter 8in per 25 ft length incl. couplings	each	\$2,200.00	\$275.00	\$1925.00	\$125.00	125.00	875.00
149	Hose, discharge diameter 12in per 25 ft length incl. couplings	each	\$2,600.00	\$325.00	\$2275.0	\$150.00	150.00	1050.00
150	Hose, discharge diameter 16in per 25 ft length incl. couplings	each	\$3,000.00	\$375.00	\$2625.00	\$175.00	175.00	1225.00
151	Hose, suction diameter 3in per 25 ft length incl. couplings	each	\$1,200.00	\$150.00	\$1050.00	\$50.00	50.00	350.00
152	Hose, suction diameter 4in per 25 ft length incl. couplings	each	\$1,400.00	\$175.00	\$1225.00	\$75.00	75.00	525.00
153	Hose, suction diameter 6in per 25 ft length incl. couplings	each	\$1,800.00	\$225.00	\$1575.00	\$100.00	100.00	700.00
154	Hose, suction diameter 8in per 25 ft length incl. couplings	each	\$2,200.00	\$275.00	\$1925.00	\$125.00	125.00	875.00
155	Hose, suction diameter 12in per 25 ft length incl. couplings	each	\$2,600.00	\$325.00	\$2275.00	\$175.00	175.00	1225.00
156	Hose, suction diameter 16in per 25 ft length incl. couplings	each	\$3,000.00	\$375.00	\$2625.00	\$200.00	200.00	1400.00
157	jackhammer (dry) wgt class 25-45 lbs	each	\$640.00	\$80.00	\$560.00	\$150.00	150.00	1050.00
158	Jackhammer (wet) wgt class 30-55 lbs	each	\$720.00	\$90.00	\$630.00	\$175.00	175.00	1225.00
159	Loader, crawler bucket cap 0.5cy to 32 inc. bucket	each	\$4,800.00	\$600.00	\$4200.00	\$75.00	75.00	525.00
160	Loader, crawler bucket cap 1cy to 60 inc. bucket	each	\$5,600.00	\$700.00	\$4900.00	\$125.00	125.00	875.00
161	Loader, crawler bucket cap 2cy to 118 inc. bucket	each	\$6,800.00	\$850.00	\$5950.00	\$150.00	150.00	1050.00
162	Loader, crawler bucket cap 3cy to 178 inc. bucket	each	\$8,000.00	\$1000.00	\$7000.00	\$175.00	175.00	1225.00

EXECUTIVE SUMMARY

RFP No. RFP 26-75

Annual Disaster Debris Removal, Reduction and Disposal Services

VII- Hourly Rate Fee Schedule Equipment			Looks Great Services of MS, Inc.			Southern Disaster Recovery		
Line Item	Description	Unit of Measure	Unit Cost	Daily	Weekly	Unit Cost	Daily	Weekly
163	Loader, crawler bucket cap 4cy to 238 inc. bucket	each	\$7,200.00	\$900.00	\$6300.00	\$175.00	175.00	1225.00
164	Loader, crawler bucket cap 5cy to 300 inc. bucket	each	\$8,000.00	\$1000.00	\$7000.00	\$175.00	175.00	1225.00
165	Loader, skid-steer operating cap 1000lbs to 35	each	\$10,000.00	\$1250.000	\$8750.00	\$1,250.00	1250.00	8750.00
166	Loader, skid-steer operating cap 2000lbs to 65	each	\$10,800.00	\$1350.00	\$9450.00	\$1,500.00	1500.00	10500.00
167	Loader, skid-steer operating cap 3000lbs to 85	each	\$11,200.00	\$1400.00	\$9800.00	\$1,750.00	1750.00	12250.00
168	Loader, skid-steer operating cap 4000lbs to 94	each	\$11,599.00	\$1450.00	\$10150.00	\$1,875.00	1875.00	13125.00
169	Loader, tractor, wheel to 81	each	\$7,200.00	\$900.00	\$6300.00	\$1,500.00	1500.00	10500.00
170	Loader, wheel bucket cap 0.5cy to 38	each	\$11,200.00	\$1400.00	\$9800.00	\$1,500.00	1500.00	10500.00
171	Loader, wheel bucket cap 1cy to 60	each	\$11,600.00	\$1450.00	\$10150.00	\$1,500.00	1500.00	10500.00
172	Loader, wheel bucket cap 2cy to 105	each	\$12,000.00	\$1500.00	\$10500.00	\$1,750.00	1750.00	12250.00
173	Loader, wheel bucket cap 3cy to 152	each	\$12,400.00	\$1550.00	\$10850.00	\$1,750.00	1750.00	12250.00
174	Loader, wheel bucket cap 4cy to 200	each	\$12,800.00	\$1600.00	\$11200.0	\$1,875.00	1875.00	13125.00
175	Loader, wheel bucket cap 5cy to 250	each	\$13,200.00	\$1650.00	\$11550.00	\$2,000.00	2000.00	14000.00
176	Loader, wheel bucket cap 6cy to 305	each	\$13,600.00	\$1700.00	\$11900.00	\$2,500.00	2500.00	17500.00
177	Loader, wheel bucket cap 7cy to 360	each	\$14,400.00	\$1800.00	\$12600.00	\$2,750.00	2750.00	19250.00
178	Loader, wheel bucket cap 8cy to 415	each	\$15,200.00	\$1900.00	\$13300.00	\$3,000.00	3000.00	21000.00
179	Loader, wheel bucket cap 9cy to 470	each	\$16,000.00	\$2000.00	\$14000.00	\$3,500.00	3500.00	24500.00
180	Loader, wheel bucket cap 10cy to 530	each	\$16,800.00	\$2100.00	\$14700.00	\$3,750.00	3750.00	26250.00

EXECUTIVE SUMMARY

RFP No. RFP 26-75

Annual Disaster Debris Removal, Reduction and Disposal Services

VII- Hourly Rate Fee Schedule Equipment			Looks Great Services of MS, Inc.			Southern Disaster Recovery		
Line Item	Description	Unit of Measure	Unit Cost	Daily	Weekly	Unit Cost	Daily	Weekly
181	Loader-Backhoe, wheel loader bucket c 0.5cy to 40 all buckets inc	each	\$9,600.00	\$1200.00	\$8400.00	\$1,250.00	1250.00	8750.00
182	Loader-Backhoe, wheel loader bucket c 1cy to 70 all buckets inc	each	\$10,400.00	\$1300.00	\$9100.00	\$1,250.00	1250.00	8750.00
183	Loader-Backhoe, wheel loader bucket c 1.5cy to 95 all buckets inc	each	\$11,200.00	\$1400.00	\$9800.00	\$1,350.00	1350.00	9450.00
184	Loader-Backhoe, wheel loader bucket c 1.75cy to 115 all buckets inc	each	\$11,900.00	\$1500.00	\$10500.00	\$1,400.00	1400.00	9800.00
185	Mixer, concrete portable batching cap 10 cft	each	\$2,400.00	\$300.00	\$2100.00	\$175.00	175.00	1225.00
186	Mixer, concrete portable batching cap 16 cft	each	\$2,400.00	\$300.00	\$2100.00	\$220.00	220.00	1540.00
187	Mixer, concrete trailer m batching cap 11 cft to 10	each	\$2,800.00	\$350.00	\$2450.00	\$175.00	175.00	1225.00
188	Mixer, concrete trailer m batching cap 16 cft to 25	each	\$3,200.00	\$400.00	\$2800.00	\$250.00	250.00	1750.00
189	Motocycle, police	each	\$2,400.00	\$300.00	\$2100.00	\$1,500.00	1500.00	10500.00
190	mulcher, trailer mntd working cap 7 tph to 35		\$4,800.00	\$600.00	\$4200.0	\$1,250.00	1250.00	8750.00
191	mulcher, trailer mntd working cap 10 tph to 55	each	\$5,600.00	\$700.00	\$4900.00	\$1,500.00	1500.00	10500.00
192	mulcher, trailer mntd working cap 20 tph to 120	each	\$6,400.00	\$800.00	\$5600.00	\$1,750.00	1750.00	12250.00
193	paver, asphalt to 50 inc. wheel and crawler equip	each	\$3,600.00	\$450.00	\$3150.00	\$3,500.00	3500.00	24500.00
194	paver, asphalt to 75 inc. wheel and crawler equip	each	\$4,000.00	\$500.00	\$3500.00	\$3,750.00	3750.00	26250.00
195	paver, asphalt to 125 inc. wheel and crawler equip	each	\$5,200.00	\$650.00	\$4550.00	\$4,000.00	4000.00	28000.00
196	paver, asphalt to 175 inc. wheel and crawler equip	each	\$4,000.00	\$500.00	\$3500.00	\$4,000.00	4000.00	28000.00
197	paver, asphalt to 250 inc. wheel and crawler equip	each	\$5,600.00	\$700.00	\$4900.00	\$4,500.00	4500.00	31500.00
198	pick-up, asphalt to 110	each	\$2,400.00	\$300.00	\$2100.00	\$1,750.00	1750.00	12250.00

EXECUTIVE SUMMARY

RFP No. RFP 26-75

Annual Disaster Debris Removal, Reduction and Disposal Services

VII- Hourly Rate Fee Schedule Equipment			Looks Great Services of MS, Inc.			Southern Disaster Recovery		
Line Item	Description	Unit of Measure	Unit Cost	Daily	Weekly	Unit Cost	Daily	Weekly
199	pick-up, asphalt to 150	each	\$3,200.00	\$400.00	\$2800.00	\$1,800.00	1800.00	12600.00
200	pick-up, asphalt to 200	each	\$4,000.00	\$500.00	\$3500.00	\$2,000.00	2000.00	14000.00
201	pick-up, asphalt to 275	each	\$4,800.00	\$600.00	\$4200.0	\$2,200.00	2200.00	15400.00
202	Plow, cable plow depth 18 in to 30	each	\$3,600.00	\$450.00	\$3150.00	\$1,000.00	1000.00	7000.00
203	Plow, cable plow depth 36 in to 45	each	\$4,000.00	\$500.00	\$3500.00	\$1,200.00	1200.00	8400.00
204	Plow, cable plow depth 48 in to 110	each	\$4,400.00	\$550.00	\$3850.00	\$1,400.00	1400.00	9800.00
205	Plow, grader mounted width to 10 ft	each	\$2,800.00	\$350.00	\$2450.00	\$1,700.00	1700.00	11900.00
206	Plow, grader mounted width to 14 ft	each	\$3,600.00	\$450.00	\$3150.00	\$1,850.00	1850.00	12950.00
207	Plow, truck mounted width to 15 ft	each	\$4,000.00	\$500.00	\$3500.00	\$1,850.00	1850.00	12950.00
208	Plow, truck mounted width to 15 ft with leveling wing	each	\$4,400.00	\$550.00	\$3850.00	\$1,850.00	1850.00	12950.00
209	Pump to 3 hoses not inc	each	\$1,200.00	\$150.00	\$1050.00	\$75.00	75.00	525.00
210	Pump to 6 hoses not inc	each	\$1,600.00	\$200.00	\$1400.00	\$100.00	100.00	700.00
211	Pump to 10 hoses not inc	each	\$2,000.00	\$250.00	\$1750.00	\$175.00	175.00	1225.00
212	Pump to 15 hoses not inc	each	\$2,400.00	\$300.00	\$2100.00	\$200.00	200.00	1400.00
213	Pump to 25 hoses not inc	each	\$2,800.00	\$350.00	\$2450.00	\$225.00	225.00	1575.00
214	Pump to 40 hoses not inc	each	\$3,200.00	\$400.00	\$2800.00	\$300.00	300.00	2100.00
215	Pump to 60 hoses not inc	each	\$3,600.00	\$450.00	\$3150.00	\$350.00	350.00	2450.00
216	Pump to 95 hoses not inc	each	\$4,800.00	\$600.00	\$4200.00	\$500.00	500.00	3500.00
217	Pump to 140 hoses not inc	each	\$5,600.00	\$700.00	\$4900.00	\$650.00	650.00	4550.00
218	Pump to 200 hoses not inc	each	\$6,400.00	\$800.00	\$5600.00	\$750.00	750.00	5250.00
219	Pump extender Length 20 ft	each	\$3,600.00	\$450.0	\$3150.00	\$50.00	50.00	350.00
220	Pump, w/o power pump size 6 in	each	\$4,000.00	\$500.00	\$3500.00	\$500.00	500.00	3500.00
221	Pump, w/o power pump size 12 in	each	\$4,400.00	\$550.00	\$3850.00	\$650.00	650.00	4550.00

EXECUTIVE SUMMARY

RFP No. RFP 26-75

Annual Disaster Debris Removal, Reduction and Disposal Services

VII- Hourly Rate Fee Schedule Equipment			Looks Great Services of MS, Inc.			Southern Disaster Recovery		
Line Item	Description	Unit of Measure	Unit Cost	Daily	Weekly	Unit Cost	Daily	Weekly
222	Pump, w/o power pump size 24 in	each	\$4,800.00	\$600.00	\$4200.00	\$850.00	850.00	5950.00
223	saw, concrete blade dia 14 in to 14	each	\$5,100.00	\$650.00	\$4450.00	\$850.00	850.00	5950.00
224	saw, concrete blade dia 26 in to 35	each	\$5,600.00	\$700.00	\$4900.00	\$1,250.00	1250.00	8750.00
225	saw, concrete blade dia 48 in to 65	each	\$6,000.00	\$750.00	\$5250.00	\$1,500.00	1500.00	10500.00
226	saw, rock to 65	each	\$6,400.00	\$800.00	\$5600.00	\$850.00	850.00	5950.00
227	saw, rock to 90	each	\$6,800.00	\$850.00	\$5950.00	\$950.00	950.00	6650.00
228	saw, rock to 120	each	\$7,200.00	\$900.00	\$6300.00	\$1,250.00	1250.00	8750.00
229	Scraper scraper cap 11cy to 175	each	\$8,000.00	\$1000.000	\$7000.00	\$1,400.00	1400.00	9800.00
230	Scraper scraper cap 16cy to 250	each	\$8,800.00	\$1100.00	\$7700.00	\$1,500.00	1500.00	10500.00
231	Scraper scraper cap 23cy to 265	each	\$9,200.00	\$1150.00	\$8050.00	\$1,750.00	1750.00	12250.00
232	Scraper scraper cap 34cy to 475	each	\$9,600.00	\$1200.00	\$8400.00	\$2,200.00	2200.00	15400.00
233	Scraper scraper cap 44cy to 600	each	\$10,000.00	\$1250.00	\$8750.00	\$2,750.00	2750.00	19250.00
234	Sprayer, seed working cap 750 gal to 30 trailer & truck mounted	each	\$8,400.00	\$1050.00	\$7350.00	\$1,250.00	1250.00	8750.00
235	Sprayer, seed working cap 1250 gal to 50 trailer & truck mounted	each	\$9,200.00	\$1150.00	\$8050.00	\$1,700.00	1700.00	11900.00
236	Sprayer, seed working cap 3500 gal to 115 trailer & truckmounted	each	\$10,000.00	\$1250.00	\$8750.00	\$2,100.00	2100.00	14700.00
237	Spreader, chemical capacity 5 cy to 4 trailer & truck mounted	each	\$8,800.00	\$1100.00	\$7700.00	\$1,200.00	1200.00	8400.00
238	Spreader, chip hopper width 12.5 ft to 152	each	\$9,200.00	\$1150.00	\$8050.00	\$1,500.00	1500.00	10500.00
239	Spreader, chip hopper width 16.5 ft to 215	each	\$9,600.00	\$1200.00	\$8400.00	\$2,200.00	2200.00	15400.00

EXECUTIVE SUMMARY

RFP No. RFP 26-75

Annual Disaster Debris Removal, Reduction and Disposal Services

VII- Hourly Rate Fee Schedule Equipment			Looks Great Services of MS, Inc.			Southern Disaster Recovery		
Line Item	Description	Unit of Measure	Unit Cost	Daily	Weekly	Unit Cost	Daily	Weekly
240	Spreader, chip, mntd hopper size 8 ft to 8 trailer & truck mounted	each	\$9,440.00	\$1180.00	\$8260.00	\$2,500.00	2500.00	17500.00
241	Spreader, sand mounting tailgate, chassis	each	\$8,400.00	\$1050.00	\$7350.00	\$220.00	220.00	1540.00
242	Spreader, sand mounting dump body	each	\$2,000.00	\$1000.00	\$1000.00	\$250.00	250.00	1750.00
243	Spreader, sand mounting truck (10yd)	each	\$2,200.00	\$1100.00	\$1100.00	\$1,200.00	1200.00	8400.00
244	Striper Paint cap 40 gal to 22	each	\$8,000.00	\$1000.00	\$7000.00	\$1,500.00	1500.00	10500.00
245	Striper Paint cap 90 gal to 60	each	\$8,000.00	\$1000.00	\$7000.00	\$1,750.00	1750.00	12250.00
246	Striper Paint cap 120 gal to 122	each	\$8,800.00	\$1100.00	\$7700.00	\$2,000.00	2000.00	14000.00
247	Striper, truck mtd Paint cap 120 gal to 460	each	\$10,400.00	\$1300.00	\$9100.0	\$2,500.00	2500.00	17500.00
248	Striper, walk-behind paint cap 12 gal	each	\$6,800.00	\$850.00	\$5950.00	\$1,250.00	1250.00	8750.00
249	Sweeper, pavement to 110	each	\$8,800.00	\$1100.00	\$7700.00	\$2,500.00	2500.00	17500.00
250	Sweeper, pavement to 150	each	\$8,800.00	\$1100.00	\$7700.00	\$2,750.00	2750.00	19250.00
251	Sweeper, pavement to 200	each	\$8,800.00	\$1100.00	\$7700.00	\$3,000.00	3000.00	21000.00
252	Trailer, dump capacity 20 cy prime mover not incl	each	\$640.00	\$80.00	\$560.00	\$1,750.00	1750.00	12250.00
253	Trailer, dump capacity 30 cy prime mover not incl	each	\$9,600.00	\$1200.00	\$8400.00	\$500.00	500.00	3500.00
254	Trailer, dump capacity 40 cy prime mover not incl	each	\$10,400.00	\$1300.00	\$9100.00	\$600.00	600.00	4200.00
255	Trailer, equipment capacity 30 tons	each	\$4,800.00	\$600.00	\$4200.00	\$750.00	750.00	5250.00
256	Trailer, equipment capacity 40 tons	each	\$8,800.00	\$1100.00	\$7700.00	\$950.00	950.00	6650.00
257	Trailer, equipment capacity 60 tons	each	\$12,800.00	\$1600.00	\$11200.00	\$1,250.00	1250.00	8750.00
258	Trailer, office trailer size 8'*24'	each	\$9,600.00	\$1200.00	\$8400.00	\$90.00	90.00	630.00

EXECUTIVE SUMMARY

RFP No. RFP 26-75

Annual Disaster Debris Removal, Reduction and Disposal Services

VII- Hourly Rate Fee Schedule Equipment			Looks Great Services of MS, Inc.			Southern Disaster Recovery		
Line Item	Description	Unit of Measure	Unit Cost	Daily	Weekly	Unit Cost	Daily	Weekly
259	Trailer, office trailer size 8'*32'	each	\$10,800.00	\$1350.00	\$9450.00	\$150.00	150.00	1050.00
260	Trailer, office trailer size 10'*32'	each	\$12,000.00	\$1500.00	\$10500.00	\$225.00	225.00	1575.00
261	Trailer, water tank cap 4000 gal incl. centrifugal pump with sump and rear Spray bar	each	\$11,200.00	\$1400.00	\$9800.00	\$1,250.00	1250.00	8750.00
262	Trailer, water tank cap 6000 gal incl. centrifugal pump with sump and rear Spray bar	each	\$12,800.00	\$1600.00	\$11200.00	\$1,500.00	1500.00	10500.00
263	Trailer, water tank cap 10000 gal incl. centrifugal pump with sump and rear Spray bar	each	\$14,400.00	\$1800.00	\$12600.00	\$2,000.00	2000.00	14000.00
264	Trailer, water tank cap 14000 gal incl. centrifugal pump with sump and rear Spray bar	each	\$16,000.00	\$2000.00	\$14000.00	\$2,750.00	2750.00	19250.00
265	Trencher to 35 walk-behind crawler & wheel mounted chain & wheel	each	\$1,200.00	\$150.00	\$1050.00	\$1,250.00	1250.00	8750.00
266	Trencher to 85 walk-behind crawler & wheel mounted chain & wheel	each	\$2,400.00	\$300.00	\$2100.000	\$1,750.00	1750.00	12250.00
267	Trencher to 115 walk-behind crawler & wheel mounted chain & wheel	each	\$4,800.00	\$600.0	\$4200.00	\$1,875.00	1875.00	13125.00
268	Trencher to 175 walk-behind crawler & wheel mounted chain & wheel	each	\$6,400.00	\$800.00	\$5600.00	\$1,875.00	1875.00	13125.00
269	Trowel, concrete diameter 90 in to 25	each	\$1,400.00	\$175.00	\$1225.00	\$35.00	35.00	245.00
270	Trowel, concrete diameter 100 in to 38	each	\$2,000.00	\$250.00	\$1750.00	\$75.00	75.00	525.00
271	Truck, bucket add flatbed truck to truck mounted aerial lift	each	\$8,000.00	\$1000.00	\$7000.00	\$1,750.00	1750.00	12250.00
272	Truck, cleaning add flatbed truck to sewer cleaner	each	\$2,200.00	\$1100.00	\$1100.00	\$1,275.00	1275.00	8925.00

EXECUTIVE SUMMARY

RFP No. RFP 26-75

Annual Disaster Debris Removal, Reduction and Disposal Services

VII- Hourly Rate Fee Schedule Equipment			Looks Great Services of MS, Inc.			Southern Disaster Recovery		
Line Item	Description	Unit of Measure	Unit Cost	Daily	Weekly	Unit Cost	Daily	Weekly
273	Truck, concrete mixer mixer cap 10cyto 255	each	\$4,000.00	\$500.00	\$3500.00	\$1,400.00	1400.00	9800.00
274	Truck, concrete mixer mixer cap 13 cy to 300	each	\$4,800.00	\$600.00	\$4200.00	\$1,750.00	1750.00	12250.00
275	Truck, dump struck cap 8 cy to 210	each	\$5,200.00	\$650.00	\$4550.00	\$1,750.00	1750.00	12250.00
276	Truck, dump struck cap 10cy to 235	each	\$5,600.00	\$700.00	\$4900.00	\$1,850.00	1850.00	12950.00
277	Truck, dump struck cap 12cy to 255	each	\$6,400.00	\$800.00	\$5600.00	\$1,950.00	1950.00	13650.00
278	Truck, dump struck cap 18cy to 330	each	\$6,400.00	\$800.00	\$5600.00	\$2,100.00	2100.00	14700.00
279	Truck, dump struck cap 28cy to 400	each	\$7,200.00	\$900.00	\$6300.00	\$2,500.00	2500.00	17500.00
280	Truck, dump struck cap 40cy to 460	each	\$8,000.00	\$1000.00	\$7000.00	\$2,750.00	2750.00	19250.00
281	Truck, dump struck cap 50cy to 620	each	\$8,800.00	\$1100.00	\$7700.00	\$3,200.00	3200.00	22400.00
282	Truck, flatbed maximum Gvw 15000lbs to 150	each	\$4,800.00	\$600.00	\$4200.00	\$1,500.00	1500.00	10500.00
283	Truck, flatbed maximum Gvw 25000lbs to 180	each	\$5,600.00	\$700.00	\$4900.00	\$1,750.00	1750.00	12250.00
284	Truck, flatbed maximum Gvw 30000lbs to 215	each	\$6,400.00	\$800.00	\$5600.00	\$1,875.00	1875.00	13125.00
285	Truck, flatbed maximum Gvw 45000lbs to 250	each	\$7,200.00	\$900.00	\$6300.00	\$1,900.00	1900.00	13300.00
286	Truck, flatbed maximum Gvw 50000lbs to 300	each	\$8,000.00	\$1000.00	\$7000.00	\$2,500.00	2500.00	17500.00
287	Truck, flatbed maximum Gvw to 375	each	\$8,800.00	\$1100.00	\$7700.00	\$2,500.00	2500.00	17500.00
288	Truck, flatbed maximum Gvw to 450	each	\$9,600.00	\$1200.00	\$8400.00	\$2,700.00	2700.00	18900.00
289	Truck, knuckle boom add flatbed truck to truck mounted crane	each	\$7,700.00	\$700.00	\$7000.00	\$3,500.00	3500.00	24500.00
290	Truck, pickup to 130 when transp. People	each	\$200.00	\$25.00	\$175.00	\$350.00	350.00	2450.00

EXECUTIVE SUMMARY

RFP No. RFP 26-75

Annual Disaster Debris Removal, Reduction and Disposal Services

VII- Hourly Rate Fee Schedule Equipment			Looks Great Services of MS, Inc.			Southern Disaster Recovery		
Line Item	Description	Unit of Measure	Unit Cost	Daily	Weekly	Unit Cost	Daily	Weekly
291	Truck, tractor to 210	each	\$10,400.00	\$1300.00	\$9100.00	\$1,250.00	1250.00	8750.00
292	Truck, tractor to 265	each	\$12,000.00	\$1500.00	\$10500.000	\$1,350.00	1350.00	9450.00
293	Truck, tractor to 310	each	\$13,600.00	\$1700.00	\$11900.00	\$1,400.00	1400.00	9800.00
294	Truck, tractor to 350	each	\$14,400.00	\$1800.00	\$12600.00	\$1,500.00	1500.00	10500.00
295	Truck, water tank cap 2500 gal to 175 inc pump and rear spray system	each	\$7,200.00	\$900.00	\$6300.00	\$1,275.00	1275.00	8925.00
296	Truck, water tank cap 4000 gal to 250 inc pump and rear spray system	each	\$8,800.00	\$1100.00	\$7700.00	\$1,500.00	1500.00	10500.00
297	Tub grinder to 400	each	\$28,000.00	\$3500.00	\$24500.00	\$3,000.00	3000.00	21000.00
298	Tub grinder to 500	each	\$28,000.00	\$3500.0	\$24500.00	\$3,500.00	3500.00	24500.00
300	Tub grinder to 600	each	\$28,000.00	\$3500.00	\$24500.00	\$4,500.00	4500.00	31500.00
301	Tub grinder to 700	each	\$28,000.00	\$3500.00	\$24500.00	\$4,600.00	4600.00	32200.00
302	Tub grinder to 800	each	\$28,000.00	\$3500.00	\$24500.00	\$4,700.00	4700.00	32900.00
303	Tub grinder to 900	each	\$28,000.00	\$3500.00	\$24500.00	\$4,800.00	4800.00	33600.00
304	Tub grinder to 1000	each	\$28,000.00	\$3500.000	\$24500.00	\$4,900.00	4900.00	34300.00
305	Vibrator, concrete to 4	each	\$8,000.00	\$1000.00	\$7000.00	\$550.00	550.00	3850.00
306	Vibrator, concrete to 8	each	\$16,000.00	\$2000.00	\$14000.00	\$650.00	650.00	4550.00
307	Welder, portable to 16 inc. ground cable and lead cable	each	\$800.00	\$100.00	\$700.00	\$500.00	500.00	3500.00
308	Welder, portable to 34 inc. ground cable and lead cable	each	\$1,200.00	\$150.00	\$1050.00	\$650.00	650.00	4550.00
309	Welder, portable to 50 inc. ground cable and lead cable	each	\$1,800.00	\$225.00	\$1575.00	\$750.00	750.00	5250.00
310	Welder, portable to 80 inc. ground cable and lead cable	each	\$2,400.00	\$300.00	\$2100.00	\$850.00	850.00	5950.00
Total			\$2,680,887.00			\$636,034.00		

VII- HOURLY RATE FEE SCHEDULE EQUIPMENT (Table 6 of 6)

EXECUTIVE SUMMARY

RFP No. RFP 26-75

Annual Disaster Debris Removal, Reduction and Disposal Services

VII- Hourly Rate Fee Schedule Equipment			TFR Enterprises, Inc		
Line Item	Description	Unit of Measure	Unit Cost	Daily	Weekly
1	Aerial lift, self-propelled max. platform height 37ft to 15 articulated	each	\$175.00	175.00	1050.00
2	Aerial lift, self-propelled max. platform height 37ft to 15 telescoping	each	\$175.00	175.00	1050.00
3	Aerial lift, self-propelled max. platform height 37ft to 15 scissor	each	\$175.00	175.00	1050.00
4	Aerial lift, self-propelled max. platform height 60ft to 30 articulated	each	\$250.00	250.00	1500.00
5	Aerial lift, self-propelled max. platform height 60ft to 30 telescoping	each	\$250.00	250.00	1500.00
6	Aerial lift, self-propelled max. platform height 60ft to 30 scissor	each	\$250.00	250.00	1500.00
7	Aerial lift, self-propelled max. platform height 70ft to 50 articulated	each	\$350.00	350.00	2100.00
8	Aerial lift, self-propelled max. platform height 70ft to 50 telescoping	each	\$350.00	350.00	2100.00
9	Aerial lift, self-propelled max. platform height 70ft to 50 scissor	each	\$350.00	350.00	2100.00
10	Aerial lift, self-propelled max. platform height 125ft to 85 articulated	each	\$595.00	595.00	3570.00
11	Aerial lift, self-propelled max. platform height 125ft to 85 telescoping	each	\$595.00	595.00	3570.00
12	Aerial lift, self-propelled max. platform height 125ft to 85 scissor	each	\$595.00	595.00	3570.00
13	Aerial lift, self-propelled max. platform height 150ft to 130 articulated	each	\$775.00	775.00	4650.00
14	Aerial lift, self-propelled max. platform height 150ft to 130 telescoping	each	\$775.00	775.00	4650.00
15	Aerial lift, self-propelled max. platform height 150ft to 130	each	\$775.00	775.00	4650.00
16	Aerial lift, truck mounted max. platform height 25ft articulated	each	\$850.00	850.00	5100.00
17	Aerial lift, truck mounted max. platform height 25ft telescoping	each	\$850.00	850.00	5100.00
18	Aerial lift, truck mounted max. platform height 50ft articulated	each	\$970.00	970.00	5820.00

EXECUTIVE SUMMARY

RFP No. RFP 26-75

Annual Disaster Debris Removal, Reduction and Disposal Services

VII- Hourly Rate Fee Schedule Equipment			TFR Enterprises, Inc		
Line Item	Description	Unit of Measure	Unit Cost	Daily	Weekly
19	Aerial lift, truck mounted max. platform height 50ft telescoping	each	\$970.00	970.00	5820.00
20	Aerial lift, truck mounted max. platform height 75ft articulated	each	\$1,100.00	1100.00	6600.00
21	Aerial lift, truck mounted max. platform height 75ft telescoping	each	\$1,100.00	1100.00	6600.00
22	Aerial lift, truck mounted max. platform height 100ft articulated	each	\$1,200.00	1200.00	7200.00
23	Aerial lift, truck mounted max. platform height 100ft telescoping	each	\$1,200.00	1200.00	7200.00
24	Air compressor air delivery 41cfm to 10 hoses incl.	each	\$95.00	95.00	570.00
25	Air compressor air delivery 103cfm to 30 hoses incl.	each	\$125.00	125.00	750.00
26	Air compressor air delivery 130cfm to 50 hoses incl.	each	\$130.00	130.00	780.00
27	Air compressor air delivery 175cfm to 90 hoses incl.	each	\$290.00	290.00	1740.00
28	Air compressor air delivery 400cf to 145 hoses incl.	each	\$410.00	410.00	2460.00
29	Air compressor air delivery 575cfm to 230 hoses incl.	each	\$685.00	685.00	4110.00
30	Air compressor air delivery 1100cfm to 355 hoses incl.	each	\$700.00	700.00	4200.00
31	Air compressor air delivery 1600cfm to 500 hoses incl.	each	\$1,200.00	1200.00	7200.00
32	Air curtain burner to 50 in ground	each	\$625.00	625.00	3750.00
33	Air curtain burner to 75 in ground	each	\$775.00	775.00	4650.00
34	Air curtain burner to 100 in ground	each	\$1,025.00	1025.00	6150.00
35	Air curtain burner to 50 above ground	each	\$910.00	910.00	5460.00
36	Air curtain burner to 75 above ground	each	\$1,025.00	1025.00	6150.00
37	Air curtain burner to 100 above ground	each	\$1,200.00	1200.00	7200.00
38	Auger, portable hole diameter 16 in to 6	each	\$20.00	20.00	120.00
39	Auger, portable hole diameter 18 in to 13	each	\$25.00	25.00	150.00

EXECUTIVE SUMMARY

RFP No. RFP 26-75

Annual Disaster Debris Removal, Reduction and Disposal Services

VII- Hourly Rate Fee Schedule Equipment			TFR Enterprises, Inc		
Line Item	Description	Unit of Measure	Unit Cost	Daily	Weekly
40	Auger, Tractor mounted max. auger dia 36 in to 13 incl. digger boom and mounting hardware	each	\$365.00	365.00	2190.00
41	Auger, Tractor mounted max. auger size 24 in to 100 guardrail post driver	each	\$400.00	400.00	2400.00
42	Board, arrow to 8 trailer mount	each	\$75.00	75.00	450.00
43	Board, message to 5 trailer mount	each	\$130.00	130.00	780.00
44	Breaker, pavement to 70	each	\$415.00	415.00	2490.00
45	Breaker, pavement to 105	each	\$495.00	495.00	2970.00
46	Breaker, pavement to 137	each	\$650.00	650.00	3900.00
47	Broom, pavement broom length 72in to 20	each	\$150.00	150.00	900.00
48	Broom, pavement broom length 84in to 45	each	\$175.00	175.00	1050.00
49	Broom, pavement broom length 96in to 100	each	\$255.00	255.00	1530.00
50	Broom, pavement mounted broom length 72in to 18	each	\$135.00	135.00	810.00
51	Broom, pavement pull broom length 84in to 20	each	\$195.00	195.00	1170.00
52	Bucket, clamshell capacity 1.0cy incl. teeth	each	\$65.00	65.00	390.00
53	Bucket, clamshell capacity 2.5cy incl. teeth	each	\$95.00	95.00	570.00
54	Bucket, clamshell capacity 5.0cy incl. teeth	each	\$175.00	175.00	1050.00
55	Bucket, clamshell capacity 7.5cy incl. teeth	each	\$250.00	250.00	1500.00
56	Bucket, dragline capacity 2.0cy	each	\$145.00	145.00	870.00
57	Bucket, dragline capacity 5.0cy	each	\$310.00	310.00	1860.00
58	Bucket, dragline capacity 10cy	each	\$475.00	475.00	2850.00
59	Bucket, dragline capacity 14cy	each	\$575.00	575.00	3450.00
60	Chain saw bar length 16in	each	\$20.00	20.00	120.00
61	Chain saw bar length 25in	each	\$30.00	30.00	180.00
62	Chain saw, pole bar size 18in	each	\$20.00	20.00	120.00
63	Chipper, brush chipping cap. 6in to 35 trailer mount	each	\$100.00	100.00	600.00
64	Chipper, brush chipping cap. 12in to 65 trailer mount	each	\$200.00	200.00	1200.00

EXECUTIVE SUMMARY

RFP No. RFP 26-75

Annual Disaster Debris Removal, Reduction and Disposal Services

VII- Hourly Rate Fee Schedule Equipment			TFR Enterprises, Inc		
Line Item	Description	Unit of Measure	Unit Cost	Daily	Weekly
65	chipper, brush chipping cap. 16in to 100 trailer mount	each	\$400.00	400.00	2400.00
66	chipper, brush chipping cap. 18in to 125 trailer mount	each	\$600.00	600.00	3600.00
67	chipper, brush chipping cap. 18in to 200 trailer mount	each	\$700.00	700.00	4200.00
68	chipper, brush chipping cap. 19in to 300 trailer mount	each	\$770.00	770.00	4620.00
69	chipper, brush chipping cap. 19in to 450 trailer mount	each	\$870.00	870.00	5220.00
70	chipper, brush to 650 trailer mount	each	\$1,500.00	1500.00	9000.00
71	clamshell & dragline to 100 bucket not incl	each	\$1,275.00	1275.00	7650.00
72	clamshell & dragline to 155 bucket not incl	each	\$1,675.00	1675.00	10050.00
73	clamshell & dragline to 235 bucket not incl	each	\$2,425.00	2425.00	14550.00
74	clamshell & dragline to 350 bucket not incl	each	\$3,100.00	3100.00	18600.00
75	clamshell & dragline to 530 bucket not incl	each	\$3,600.00	3600.00	21600.00
76	clamshell & dragline to 800 bucket not incl	each	\$5,450.00	5450.00	32700.00
77	cleaner, sewer/catch basin hopper cap. 5 cy truck mount	each	\$215.00	215.00	1290.00
78	cleaner, sewer/catch basin hopper cap. 14 cy truck mount	each	\$275.00	275.00	1650.00
79	compactor to 10	each	\$145.00	145.00	870.00
80	compactor to 45	each	\$215.00	215.00	1290.00
81	compactor to 75	each	\$360.00	360.00	2160.00
82	compactor to 150	each	\$560.00	560.00	3360.00
83	compactor to 235	each	\$1,300.00	1300.00	7800.00
84	compactor to 335	each	\$2,100.00	2100.00	12600.00
85	compactor to 535	each	\$3,100.00	3100.00	18600.00
86	compactor, towed to 15	each	\$175.00	175.00	1050.00
87	compactor, towed to 50	each	\$375.00	375.00	2250.00
88	compactor, towed to 100	each	\$575.00	575.00	3450.00

EXECUTIVE SUMMARY

RFP No. RFP 26-75

Annual Disaster Debris Removal, Reduction and Disposal Services

VII- Hourly Rate Fee Schedule Equipment			TFR Enterprises, Inc		
Line Item	Description	Unit of Measure	Unit Cost	Daily	Weekly
89	crane max lift 8 mt to 80	each	\$1,200.00	1200.00	7200.00
90	crane max lift 15 mt to 150	each	\$1,400.00	1400.00	8400.00
91	crane max lift 27 mt to 200	each	\$1,850.00	1850.00	11100.00
92	crane max lift 45 mt to 300	each	\$2,100.00	2100.00	12600.00
93	crane max lift 70 mt to 350	each	\$2,750.00	2750.00	16500.00
94	crane max lift 110 mt to 450	each	\$3,650.00	3650.00	21900.00
95	crane, truck mount max lift 17600lbs	each	\$1,200.00	1200.00	7200.00
96	crane, truck mount max lift 33000lbs	each	\$1,500.00	1500.00	9000.00
97	crane, truck mount max lift 60000lbs	each	\$2,000.00	2000.00	12000.00
98	crane, truck mount max lift 120000lbs	each	\$2,750.00	2750.00	16500.00
99	cutter, brush cutter size 8ft to 150	each	\$1,275.00	1275.00	7650.00
101	cutter, brush cutter size 8ft to 190	each	\$1,395.00	1395.00	8370.00
102	cutter, brush cutter size 10ft to 245	each	\$1,600.00	1600.00	9600.00
103	distributor, asphalt tank cap 500 gal truck mount incl. burners insulated tank circul. Spray bar	each	\$2,000.00	2000.00	12000.00
104	distributor, asphalt tank cap 1000 gal truck mount incl. burners insulated tank circul. Spray bar	each	\$2,200.00	2200.00	13200.00
105	dozer, crawler, to 65	each	\$1,000.00	1000.00	6000.00
106	dozer, crawler, to 105	each	\$1,400.00	1400.00	8400.00
107	dozer, crawler, to 160	each	\$1,800.00	1800.00	10800.00
108	dozer, crawler, to 245	each	\$2,000.00	2000.00	12000.00
109	dozer, crawler, to 375	each	\$3,500.00	3500.00	21000.00
110	dozer, crawler, to 565	each	\$3,750.00	3750.00	22500.00
111	dozer, crawler, to 850	each	\$4,000.00	4000.00	24000.00
112	dozer, wheel, to 260	each	\$4,250.00	4250.00	25500.00
113	dozer, wheel, to 335	each	\$4,500.00	4500.00	27000.00
114	dozer, wheel, to 445	each	\$4,750.00	4750.00	28500.00

EXECUTIVE SUMMARY

RFP No. RFP 26-75

Annual Disaster Debris Removal, Reduction and Disposal Services

VII- Hourly Rate Fee Schedule Equipment			TFR Enterprises, Inc		
Line Item	Description	Unit of Measure	Unit Cost	Daily	Weekly
115	dozer, wheel, to 615	each	\$4,900.00	4900.00	29400.00
116	Excavator, hydraulic bucket cap 0.5cy to 45 crawler, truck & wheel incl. bucket	each	\$900.00	900.00	5400.00
117	Excavator, hydraulic bucket cap 1.0cy to 90 crawler, truck & wheel incl. bucket	each	\$1,120.00	1120.00	6720.00
118	Excavator, hydraulic bucket cap 1.5cy to 160 crawler, truck & wheel incl. bucket	each	\$1,150.00	1150.00	6900.00
119	Excavator, hydraulic bucket cap 2.5cy to 265 crawler, truck & wheel incl. bucket	each	\$1,190.00	1190.00	7140.00
120	Excavator, hydraulic bucket cap 4.5cy to 420 crawler, truck & wheel incl. bucket	each	\$1,210.00	1210.00	7260.00
121	Excavator, hydraulic bucket cap 12cy to 1000 crawler, truck & wheel incl. bucket	each	\$1,590.00	1590.00	9540.00
122	Fork lift capacity 6000lbs to 60	each	\$375.00	375.00	2250.00
123	Fork lift capacity 12000lbs to 90	each	\$500.00	500.00	3000.00
124	Fork lift capacity 18000lbs to 140	each	\$700.00	700.00	4200.00
125	Fork lift capacity 50000lbs to 215	each	\$750.00	750.00	4500.00
126	Generator prime output 5.5kw to 10	each	\$125.00	125.00	750.00
127	Generator prime output 16kw to 25	each	\$200.00	200.00	1200.00
128	Generator prime output 43kw to 65	each	\$250.00	250.00	1500.00
129	Generator prime output 85kw to 125	each	\$500.00	500.00	3000.00
130	Generator prime output 140kw to 200	each	\$600.00	600.00	3600.00
131	Generator prime output 210kw to 300	each	\$800.00	800.00	4800.00
132	Generator prime output 280kw to 400	each	\$1,000.00	1000.00	6000.00
133	Generator prime output 350kw to 500	each	\$1,200.00	1200.00	7200.00
134	Generator prime output 530kw to 750	each	\$1,350.00	1350.00	8100.00
135	Generator prime output 710kw to 1000	each	\$1,450.00	1450.00	8700.00
136	Generator prime output 1100kw to 1500	each	\$1,500.00	1500.00	9000.00
137	Generator prime output 1500kw to 2000	each	\$1,600.00	1600.00	9600.00
138	Generator prime output 1900kw to 2500	each	\$1,800.00	1800.00	10800.00

EXECUTIVE SUMMARY

RFP No. RFP 26-75

Annual Disaster Debris Removal, Reduction and Disposal Services

VII- Hourly Rate Fee Schedule Equipment			TFR Enterprises, Inc		
Line Item	Description	Unit of Measure	Unit Cost	Daily	Weekly
139	Generator prime output 2400kw to 3000	each	\$2,000.00	2000.00	12000.00
140	Golf cart capacity 2 person	each	\$140.00	140.00	840.00
141	Graders Moldboard Size 8ft to 50 incl. rigid and articulate eq.	each	\$1,120.00	1120.00	6720.00
142	Graders Moldboard Size 10ft to 100 incl. rigid and articulate eq.	each	\$1,170.00	1170.00	7020.00
143	Graders Moldboard Size 12ft to 150 incl. rigid and articulate eq.	each	\$1,190.00	1190.00	7140.00
144	Graders Moldboard Size 14ft to 225 incl. rigid and articulate eq.	each	\$1,230.00	1230.00	7380.00
145	Hose, discharge diameter 3in per 25 ft length incl. couplings	each	\$10.00	10.00	60.00
146	Hose, discharge diameter 4in per 25 ft length incl. couplings	each	\$20.00	20.00	120.00
147	Hose, discharge diameter 6in per 25 ft length incl. couplings	each	\$30.00	30.00	180.00
148	Hose, discharge diameter 8in per 25 ft length incl. couplings	each	\$40.00	40.00	240.00
149	Hose, discharge diameter 12in per 25 ft length incl. couplings	each	\$45.00	45.00	270.00
150	Hose, discharge diameter 16in per 25 ft length incl. couplings	each	\$60.00	60.00	360.00
151	Hose, suction diameter 3in per 25 ft length incl. couplings	each	\$10.00	10.00	60.00
152	Hose, suction diameter 4in per 25 ft length incl. couplings	each	\$20.00	20.00	120.00
153	Hose, suction diameter 6in per 25 ft length incl. couplings	each	\$30.00	30.00	180.00
154	Hose, suction diameter 8in per 25 ft length incl. couplings	each	\$40.00	40.00	240.00
155	Hose, suction diameter 12in per 25 ft length incl. couplings	each	\$45.00	45.00	270.00
156	Hose, suction diameter 16in per 25 ft length incl. couplings	each	\$60.00	60.00	360.00
157	jackhammer (dry) wgt class 25-45 lbs	each	\$100.00	100.00	600.00
158	Jackhammer (wet) wgt class 30-55 lbs	each	\$200.00	200.00	1200.00

EXECUTIVE SUMMARY

RFP No. RFP 26-75

Annual Disaster Debris Removal, Reduction and Disposal Services

VII- Hourly Rate Fee Schedule Equipment			TFR Enterprises, Inc		
Line Item	Description	Unit of Measure	Unit Cost	Daily	Weekly
159	Loader, crawler bucket cap 0.5cy to 32 inc. bucket	each	\$1,000.00	1000.00	6000.00
160	Loader, crawler bucket cap 1cy to 60 inc. bucket	each	\$1,200.00	1200.00	7200.00
161	Loader, crawler bucket cap 2cy to 118 inc. bucket	each	\$1,400.00	1400.00	8400.00
162	Loader, crawler bucket cap 3cy to 178 inc. bucket	each	\$1,800.00	1800.00	10800.00
163	Loader, crawler bucket cap 4cy to 238 inc. bucket	each	\$1,900.00	1900.00	11400.00
164	Loader, crawler bucket cap 5cy to 300 inc. bucket	each	\$2,000.00	2000.00	12000.00
165	Loader, skid-steer operating cap 1000lbs to 35	each	\$600.00	600.00	3600.00
166	Loader, skid-steer operating cap 2000lbs to 65	each	\$700.00	700.00	4200.00
167	Loader, skid-steer operating cap 3000lbs to 85	each	\$800.00	800.00	4800.00
168	Loader, skid-steer operating cap 4000lbs to 94	each	\$1,000.00	1000.00	6000.00
169	Loader, tractor, wheel to 81	each	\$1,200.00	1200.00	7200.00
170	Loader, wheel bucket cap 0.5cy to 38	each	\$1,000.00	1000.00	6000.00
171	Loader, wheel bucket cap 1cy to 60	each	\$1,200.00	1200.00	7200.00
172	Loader, wheel bucket cap 2cy to 105	each	\$1,500.00	1500.00	9000.00
173	Loader, wheel bucket cap 3cy to 152	each	\$1,750.00	1750.00	10500.00
174	Loader, wheel bucket cap 4cy to 200	each	\$2,000.00	2000.00	12000.00
175	Loader, wheel bucket cap 5cy to 250	each	\$2,500.00	2500.00	15000.00
176	Loader, wheel bucket cap 6cy to 305	each	\$3,000.00	3000.00	18000.00
177	Loader, wheel bucket cap 7cy to 360	each	\$3,700.00	3700.00	22200.00
178	Loader, wheel bucket cap 8cy to 415	each	\$3,900.00	3900.00	23400.00
179	Loader, wheel bucket cap 9cy to 470	each	\$4,150.00	4150.00	24900.00
180	Loader, wheel bucket cap 10cy to 530	each	\$4,400.00	4400.00	26400.00
181	Loader-Backhoe, wheel loader bucket c 0.5cy to 40 all buckets inc	each	\$1,000.00	1000.00	6000.00
182	Loader-Backhoe, wheel loader bucket c 1cy to 70 all buckets inc	each	\$2,000.00	2000.00	12000.00

EXECUTIVE SUMMARY

RFP No. RFP 26-75

Annual Disaster Debris Removal, Reduction and Disposal Services

VII- Hourly Rate Fee Schedule Equipment			TFR Enterprises, Inc		
Line Item	Description	Unit of Measure	Unit Cost	Daily	Weekly
183	Loader-Backhoe, wheel loader bucket c 1.5cy to 95 all buckets inc	each	\$3,000.00	3000.00	18000.00
184	Loader-Backhoe, wheel loader bucket c 1.75cy to 115 all buckets inc	each	\$4,000.00	4000.00	24000.00
185	Mixer, concrete portable batching cap 10 cft	each	\$1,000.00	1000.00	6000.00
186	Mixer, concrete portable batching cap 16 cft	each	\$1,500.00	1500.00	9000.00
187	Mixer, concrete trailer m batching cap 11 cft to 10	each	\$1,700.00	1700.00	10200.00
188	Mixer, concrete trailer m batching cap 16 cft to 25	each	\$2,000.00	2000.00	12000.00
189	Motocycle, police	each	\$500.00	500.00	3000.00
190	mulcher, trailer mntd working cap 7 tph to 35		\$1,000.00	1000.00	6000.00
191	mulcher, trailer mntd working cap 10 tph to 55	each	\$1,400.00	1400.00	8400.00
192	mulcher, trailer mntd working cap 20 tph to 120	each	\$1,500.00	1500.00	9000.00
193	paver, asphalt to 50 inc. wheel and crawler equip	each	\$1,200.00	1200.00	7200.00
194	paver, asphalt to 75 inc. wheel and crawler equip	each	\$1,700.00	1700.00	10200.00
195	paver, asphalt to 125 inc. wheel and crawler equip	each	\$1,800.00	1800.00	10800.00
196	paver, asphalt to 175 inc. wheel and crawler equip	each	\$1,900.00	1900.00	11400.00
197	paver, asphalt to 250 inc. wheel and crawler equip	each	\$2,000.00	2000.00	12000.00
198	pick-up, asphalt to 110	each	\$100.00	100.00	600.00
199	pick-up, asphalt to 150	each	\$130.00	130.00	780.00
200	pick-up, asphalt to 200	each	\$170.00	170.00	1020.00
201	pick-up, asphalt to 275	each	\$190.00	190.00	1140.00
202	Plow, cable plow depth 18 in to 30	each	\$100.00	100.00	600.00
203	Plow, cable plow depth 36 in to 45	each	\$200.00	200.00	1200.00
204	Plow, cable plow depth 48 in to 110	each	\$300.00	300.00	1800.00
205	Plow, grader mounted width to 10 ft	each	\$400.00	400.00	2400.00

EXECUTIVE SUMMARY

RFP No. RFP 26-75

Annual Disaster Debris Removal, Reduction and Disposal Services

VII- Hourly Rate Fee Schedule Equipment			TFR Enterprises, Inc		
Line Item	Description	Unit of Measure	Unit Cost	Daily	Weekly
206	Plow, grader mounted width to 14 ft	each	\$500.00	500.00	3000.00
207	Plow, truck mounted width to 15 ft	each	\$600.00	600.00	3600.00
208	Plow, truck mounted width to 15 ft with leveling wing	each	\$700.00	700.00	4200.00
209	Pump to 3 hoses not inc	each	\$500.00	500.00	3000.00
210	Pump to 6 hoses not inc	each	\$1,000.00	1000.00	6000.00
211	Pump to 10 hoses not inc	each	\$1,500.00	1500.00	9000.00
212	Pump to 15 hoses not inc	each	\$2,000.00	2000.00	12000.00
213	Pump to 25 hoses not inc	each	\$2,200.00	2200.00	13200.00
214	Pump to 40 hoses not inc	each	\$2,800.00	2800.00	16800.00
215	Pump to 60 hoses not inc	each	\$2,900.00	2900.00	17400.00
216	Pump to 95 hoses not inc	each	\$3,000.00	3000.00	18000.00
217	Pump to 140 hoses not inc	each	\$3,100.00	3100.00	18600.00
218	Pump to 200 hoses not inc	each	\$3,600.00	3600.00	21600.00
219	Pump extender Length 20 ft	each	\$1,200.00	1200.00	7200.00
220	Pump, w/o power pump size 6 in	each	\$1,800.00	1800.00	10800.00
221	Pump, w/o power pump size 12 in	each	\$2,200.00	2200.00	13200.00
222	Pump, w/o power pump size 24 in	each	\$2,500.00	2500.00	15000.00
223	saw, concrete blade dia 14 in to 14	each	\$100.00	100.00	600.00
224	saw, concrete blade dia 26 in to 35	each	\$400.00	400.00	2400.00
225	saw, concrete blade dia 48 in to 65	each	\$600.00	600.00	3600.00
226	saw, rock to 65	each	\$800.00	800.00	4800.00
227	saw, rock to 90	each	\$900.00	900.00	5400.00
228	saw, rock to 120	each	\$1,000.00	1000.00	6000.00
229	Scraper scraper cap 11cy to 175	each	\$2,000.00	2000.00	12000.00
230	Scraper scraper cap 16cy to 250	each	\$3,000.00	3000.00	18000.00
231	Scraper scraper cap 23cy to 265	each	\$4,000.00	4000.00	24000.00
232	Scraper scraper cap 34cy to 475	each	\$5,000.00	5000.00	30000.00

EXECUTIVE SUMMARY

RFP No. RFP 26-75

Annual Disaster Debris Removal, Reduction and Disposal Services

VII- Hourly Rate Fee Schedule Equipment			TFR Enterprises, Inc		
Line Item	Description	Unit of Measure	Unit Cost	Daily	Weekly
233	Scraper scraper cap 44cy to 600	each	\$6,000.00	6000.00	36000.00
234	Sprayer, seed working cap 750 gal to 30 trailer & truck mounted	each	\$500.00	500.00	3000.00
235	Sprayer, seed working cap 1250 gal to 50 trailer & truck mounted	each	\$600.00	600.00	3600.00
236	Sprayer, seed working cap 3500 gal to 115 trailer & truckmounted	each	\$700.00	700.00	4200.00
237	Spreader, chemical capacity 5 cy to 4 trailer & truck mounted	each	\$50.00	50.00	300.00
238	Spreader, chip hopper width 12.5 ft to 152	each	\$200.00	200.00	1200.00
239	Spreader, chip hopper width 16.5 ft to 215	each	\$300.00	300.00	1800.00
240	Spreader, chip, mntd hopper size 8 ft to 8 trailer & truck mounted	each	\$400.00	400.00	2400.00
241	Spreader, sand mounting tailgate, chassis	each	\$200.00	200.00	1200.00
242	Spreader, sand mounting dump body	each	\$300.00	300.00	1800.00
243	Spreader, sand mounting truck (10yd)	each	\$400.00	400.00	2400.00
244	Striper Paint cap 40 gal to 22	each	\$150.00	150.00	900.00
245	Striper Paint cap 90 gal to 60	each	\$200.00	200.00	1200.00
246	Striper Paint cap 120 gal to 122	each	\$400.00	400.00	2400.00
247	Striper, truck mtd Paint cap 120 gal to 460	each	\$600.00	600.00	3600.00
248	Striper, walk-behind paint cap 12 gal	each	\$800.00	800.00	4800.00
249	Sweeper, pavement to 110	each	\$1,000.00	1000.00	6000.00
250	Sweeper, pavement to 150	each	\$1,200.00	1200.00	7200.00
251	Sweeper, pavement to 200	each	\$1,800.00	1800.00	10800.00
252	Trailer, dump capacity 20 cy prime mover not incl	each	\$400.00	400.00	2400.00
253	Trailer, dump capacity 30 cy prime mover not incl	each	\$500.00	500.00	3000.00
254	Trailer, dump capacity 40 cy prime mover not incl	each	\$600.00	600.00	3600.00
255	Trailer, equipment capacity 30 tons	each	\$400.00	400.00	2400.00

EXECUTIVE SUMMARY

RFP No. RFP 26-75

Annual Disaster Debris Removal, Reduction and Disposal Services

VII- Hourly Rate Fee Schedule Equipment			TFR Enterprises, Inc		
Line Item	Description	Unit of Measure	Unit Cost	Daily	Weekly
256	Trailer, equipment capacity 40 tons	each	\$500.00	500.00	3000.00
257	Trailer, equipment capacity 60 tons	each	\$600.00	600.00	3600.00
258	Trailer, office trailer size 8'*24'	each	\$400.00	400.00	2400.00
259	Trailer, office trailer size 8'*32'	each	\$600.00	600.00	3600.00
260	Trailer, office trailer size 10'*32'	each	\$700.00	700.00	4200.00
261	Trailer, water tank cap 4000 gal incl. centrifugal pump with sump and rear Spray bar	each	\$1,000.00	1000.00	6000.00
262	Trailer, water tank cap 6000 gal incl. centrifugal pump with sump and rear Spray bar	each	\$1,500.00	1500.00	9000.00
263	Trailer, water tank cap 10000 gal incl. centrifugal pump with sump and rear Spray bar	each	\$1,900.00	1900.00	11400.00
264	Trailer, water tank cap 14000 gal incl. centrifugal pump with sump and rear Spray bar	each	\$2,000.00	2000.00	12000.00
265	Trencher to 35 walk-behind crawler & wheel mounted chain & wheel	each	\$1,000.00	1000.00	6000.00
266	Trencher to 85 walk-behind crawler & wheel mounted chain & wheel	each	\$1,500.00	1500.00	9000.00
267	Trencher to 115 walk-behind crawler & wheel mounted chain & wheel	each	\$2,000.00	2000.00	12000.00
268	Trencher to 175 walk-behind crawler & wheel mounted chain & wheel	each	\$2,200.00	2200.00	13200.00
269	Trowel, concrete diameter 90 in to 25	each	\$400.00	400.00	2400.00
270	Trowel, concrete diameter 100 in to 38	each	\$450.00	450.00	2700.00
271	Truck, bucket add flatbed truck to truck mounted aerial lift	each	\$3,000.00	3000.00	18000.00
272	Truck, cleaning add flatbed truck to sewer cleaner	each	\$240.00	240.00	1440.00
273	Truck, concrete mixer mixer cap 10cyto 255	each	\$1,200.00	1200.00	7200.00
274	Truck, concrete mixer mixer cap 13 cy to 300	each	\$1,400.00	1400.00	8400.00
275	Truck, dump struck cap 8 cy to 210	each	\$1,200.00	1200.00	7200.00
276	Truck, dump struck cap 10cy to 235	each	\$1,300.00	1300.00	7800.00
277	Truck, dump struck cap 12cy to 255	each	\$1,400.00	1400.00	8400.00
278	Truck, dump struck cap 18cy to 330	each	\$1,500.00	1500.00	9000.00

EXECUTIVE SUMMARY

RFP No. RFP 26-75

Annual Disaster Debris Removal, Reduction and Disposal Services

VII- Hourly Rate Fee Schedule Equipment			TFR Enterprises, Inc		
Line Item	Description	Unit of Measure	Unit Cost	Daily	Weekly
279	Truck, dump struck cap 28cy to 400	each	\$1,700.00	1700.00	10200.00
280	Truck, dump struck cap 40cy to 460	each	\$1,800.00	1800.00	10800.00
281	Truck, dump struck cap 50cy to 620	each	\$1,900.00	1900.00	11400.00
282	Truck, flatbed maximum Gvw 15000lbs to 150	each	\$300.00	300.00	1800.00
283	Truck, flatbed maximum Gvw 25000lbs to 180	each	\$400.00	400.00	2400.00
284	Truck, flatbed maximum Gvw 30000lbs to 215	each	\$500.00	500.00	3000.00
285	Truck, flatbed maximum Gvw 45000lbs to 250	each	\$600.00	600.00	3600.00
286	Truck, flatbed maximum Gvw 50000lbs to 300	each	\$900.00	900.00	5400.00
287	Truck, flatbed maximum Gvw to 375	each	\$1,000.00	1000.00	6000.00
288	Truck, flatbed maximum Gvw to 450	each	\$1,000.00	1000.00	6000.00
289	Truck, knuckle boom add flatbed truck to truck mounted crane	each	\$4,000.00	4000.00	24000.00
290	Truck, pickup to 130 when transp. People	each	\$100.00	100.00	600.00
291	Truck, tractor to 210	each	\$500.00	500.00	3000.00
292	Truck, tractor to 265	each	\$500.00	500.00	3000.00
293	Truck, tractor to 310	each	\$500.00	500.00	3000.00
294	Truck, tractor to 350	each	\$500.00	500.00	3000.00
295	Truck, water tank cap 2500 gal to 175 inc pump and rear spray system	each	\$1,120.00	1120.00	6720.00
296	Truck, water tank cap 4000 gal to 250 inc pump and rear spray system	each	\$1,170.00	1170.00	7020.00
297	Tub grinder to 400	each	\$4,000.00	4000.00	24000.00
298	Tub grinder to 500	each	\$4,500.00	4500.00	27000.00
300	Tub grinder to 600	each	\$5,000.00	5000.00	30000.00
301	Tub grinder to 700	each	\$5,500.00	5500.00	33000.00
302	Tub grinder to 800	each	\$6,000.00	6000.00	36000.00
303	Tub grinder to 900	each	\$6,500.00	6500.00	39000.00
304	Tub grinder to 1000	each	\$7,000.00	7000.00	42000.00
305	Vibrator, concrete to 4	each	\$500.00	500.00	3000.00

EXECUTIVE SUMMARY

RFP No. RFP 26-75

Annual Disaster Debris Removal, Reduction and Disposal Services

VII- Hourly Rate Fee Schedule Equipment			TFR Enterprises, Inc		
Line Item	Description	Unit of Measure	Unit Cost	Daily	Weekly
306	Vibrator, concrete to 8	each	\$700.00	700.00	4200.00
307	Welder, portable to 16 inc. ground cable and lead cable	each	\$180.00	180.00	1080.00
308	Welder, portable to 34 inc. ground cable and lead cable	each	\$200.00	200.00	1200.00
309	Welder, portable to 50 inc. ground cable and lead cable	each	\$225.00	225.00	1350.00
310	Welder, portable to 80 inc. ground cable and lead cable	each	\$300.00	300.00	1800.00
Total			\$383,890.00		

VIII- HOURLY FEE SCHEDULE PERSONNEL NEEDS (Table 1 of 6)

VIII- Hourly Fee Schedule Personnel needs			Aftermath Disaster Recovery, Inc.			AshBritt, Inc.		
Line Item	Description	Unit of Measure	Unit Cost	Daily	Hourly	Unit Cost	Daily	Hourly
1	Administrative Assistant	\$/ea	\$40.00		40	\$540.00	\$540.00	\$45.00
2	Clerk	\$/ea	\$40.00		40	\$540.00	\$540.00	\$45.00
3	Equipment Operator	\$/ea	\$60.00		60	\$1,020.00	\$1,020.00	\$85.00
4	Foreman with truck	\$/ea	\$95.00		95	\$828.00	\$828.00	\$69.00
5	Hazardous Material Containment Area Manager	\$/ea	\$80.00		80	\$1,500.00	\$1,500.00	\$125.00
6	Inspector with vehicle	\$/ea	\$80.00		80	\$828.00	\$828.00	\$69.00
7	Laborers	\$/ea	\$55.00		55	\$660.00	\$660.00	\$55.00
8	Operator with chainsaw	\$/ea	\$55.00		55	\$780.00	\$780.00	\$65.00
9	Project coordinator	\$/ea	\$90.00		90	\$1,140.00	\$1,140.00	\$95.00
10	Safety (superintendent	\$/ea	\$90.00		90	\$1,080.00	\$1,080.00	\$90.00
11	Superintendent with truck	\$/ea	\$95.00		95	\$960.00	\$960.00	\$80.00
12	Traffic Control Personnel	\$/ea	\$55.00		55	\$780.00	\$780.00	\$65.00
13	Truck Driver	\$/ea	\$65.00		65	\$900.00	\$900.00	\$75.00
Total			\$900.00			\$11,556.00		

VIII- HOURLY FEE SCHEDULE PERSONNEL NEEDS (Table 2 of 6)

EXECUTIVE SUMMARY

RFP No. RFP 26-75

Annual Disaster Debris Removal, Reduction and Disposal Services

VIII- Hourly Fee Schedule Personnel needs			Ceres Environmental Services, Inc.			CrowderGulf Joint Venture, Inc.		
Line Item	Description	Unit of Measure	Unit Cost	Daily	Hourly	Unit Cost	Daily	Hourly
1	Administrative Assistant	\$/ea	\$636.10	\$636.10	\$4,452.70	\$38.00	380.00	38.00
2	Clerk	\$/ea	\$604.50	\$604.50	\$4,231.50	\$38.00	380.00	38.00
3	Equipment Operator	\$/ea	\$850.60	\$850.60	\$5,954.20	\$56.00	560.00	56.00
4	Foreman with truck	\$/ea	\$809.90	\$809.90	\$5,669.30	\$65.00	650.00	65.00
5	Hazardous Material Containment Area Manager	\$/ea	\$904.20	\$904.20	\$6,329.40	\$65.00	650.00	65.00
6	Inspector with vehicle	\$/ea	\$809.90	\$809.90	\$5,669.30	\$65.00	650.00	65.00
7	Laborers	\$/ea	\$723.30	\$723.30	\$5,063.10	\$45.00	450.00	45.00
8	Operator with chainsaw	\$/ea	\$723.30	\$723.30	\$5,063.10	\$50.00	500.00	50.00
9	Project coordinator	\$/ea	\$1,433.30	\$1,433.30	\$10,033.10	\$70.00	700.00	70.00
10	Safety (superintendent	\$/ea	\$809.90	\$809.90	\$5,669.30	\$70.00	700.00	70.00
11	Superintendent with truck	\$/ea	\$839.90	\$839.90	\$5,879.30	\$65.00	650.00	65.00
12	Traffic Control Personnel	\$/ea	\$723.30	\$723.30	\$5,063.10	\$55.00	550.00	55.00
13	Truck Driver	\$/ea	\$950.90	\$950.90	\$6,656.30	\$55.00	550.00	55.00
Total			\$10,819.10			\$737.00		

VIII- HOURLY FEE SCHEDULE PERSONNEL NEEDS (Table 3 of 6)

VIII- Hourly Fee Schedule Personnel needs			DRC Emergency Services, LLC			Dynamic Group, LLC		
Line Item	Description	Unit of Measure	Unit Cost	Daily	Hourly	Unit Cost	Daily	Hourly
1	Administrative Assistant	\$/ea	\$40.00	320.00	40.00	\$550.00	\$550.00	\$50.00
2	Clerk	\$/ea	\$40.00	320.00	40.00	\$508.75	\$508.75	\$46.25
3	Equipment Operator	\$/ea	\$65.00	520.00	65.00	\$618.75	\$618.75	\$56.25
4	Foreman with truck	\$/ea	\$75.00	600.00	75.00	\$893.75	\$893.75	\$81.25
5	Hazardous Material Containment Area Manager	\$/ea	\$85.00	680.00	85.00	\$1,168.75	\$1,168.75	\$106.25
6	Inspector with vehicle	\$/ea	\$75.00	600.00	75.00	\$1,031.25	\$1,031.25	\$93.75
7	Laborers	\$/ea	\$65.00	520.00	65.00	\$508.75	\$508.75	\$46.25
8	Operator with chainsaw	\$/ea	\$65.00	520.00	65.00	\$618.75	\$618.75	\$56.25
9	Project coordinator	\$/ea	\$95.00	760.00	95.00	\$1,237.50	\$1,237.50	\$112.50

EXECUTIVE SUMMARY

RFP No. RFP 26-75

Annual Disaster Debris Removal, Reduction and Disposal Services

VIII- Hourly Fee Schedule Personnel needs			DRC Emergency Services, LLC			Dynamic Group, LLC		
Line Item	Description	Unit of Measure	Unit Cost	Daily	Hourly	Unit Cost	Daily	Hourly
10	Safety (superintendent)	\$/ea	\$85.00	680.00	85.00	\$1,168.75	\$1,168.75	\$106.25
11	Superintendent with truck	\$/ea	\$75.00	600.00	75.00	\$962.50	\$962.50	\$87.50
12	Traffic Control Personnel	\$/ea	\$55.00	440.00	55.00	\$687.50	\$687.50	\$62.50
13	Truck Driver	\$/ea	\$65.00	520.00	65.00	\$550.00	\$550.00	\$50.00
Total			\$885.00			\$10,505.00		

VIII- HOURLY FEE SCHEDULE PERSONNEL NEEDS (Table 4 of 6)

VIII- Hourly Fee Schedule Personnel needs			Gaston Tree Debris Recycling, LLC			Grubbs Emergency Services, LLC		
Line Item	Description	Unit of Measure	Unit Cost	Daily	Hourly	Unit Cost	Daily	Hourly
1	Administrative Assistant	\$/ea	\$539.28	\$539.28	\$44.94	\$600.00	600.00	50.00
2	Clerk	\$/ea	\$539.28	\$539.28	\$44.94	\$420.00	420.00	35.00
3	Equipment Operator	\$/ea	\$770.40	\$770.40	\$64.20	\$2,400.00	1,500.00	125.00
4	Foreman with truck	\$/ea	\$770.40	\$770.40	\$64.20	\$1,080.00	1,080.00	90.00
5	Hazardous Material Containment Area Manager	\$/ea	\$1,155.60	\$1,155.60	\$96.30	\$1,500.00	1,500.00	125.00
6	Inspector with vehicle	\$/ea	\$1,001.52	\$1,001.52	\$83.46	\$1,560.00	1,560.00	130.00
7	Laborers	\$/ea	\$462.24	\$462.24	\$38.52	\$420.00	420.00	350.00
8	Operator with chainsaw	\$/ea	\$616.32	\$616.32	\$51.36	\$480.00	480.00	40.00
9	Project coordinator	\$/ea	\$770.40	\$770.40	\$64.20	\$1,800.00	1,800.00	150.00
10	Safety (superintendent)	\$/ea	\$1,155.60	\$1,155.60	\$96.30	\$960.00	960.00	80.00
11	Superintendent with truck	\$/ea	\$1,155.60	\$1,155.60	\$96.30	\$900.00	900.00	75.00
12	Traffic Control Personnel	\$/ea	\$462.24	\$462.24	\$38.52	\$2,400.00	2,400.00	200.00
13	Truck Driver	\$/ea	\$770.40	\$770.40	\$64.20	\$1,080.00	1,080.00	90.00
Total			\$10,169.28			\$15,600.00		

VIII- HOURLY FEE SCHEDULE PERSONNEL NEEDS (Table 5 of 6)

VIII- Hourly Fee Schedule Personnel needs			Looks Great Services of MS, Inc.			Southern Disaster Recovery		
Line Item	Description	Unit of Measure	Unit Cost	Daily	Hourly	Unit Cost	Daily	Hourly
1	Administrative Assistant	\$/ea	\$495.00	\$450.00	\$45.00	\$380.00	380.00	38.00

EXECUTIVE SUMMARY

RFP No. RFP 26-75

Annual Disaster Debris Removal, Reduction and Disposal Services

VIII- Hourly Fee Schedule Personnel needs			Looks Great Services of MS, Inc.			Southern Disaster Recovery		
Line Item	Description	Unit of Measure	Unit Cost	Daily	Hourly	Unit Cost	Daily	Hourly
2	Clerk	\$/ea	\$495.00	\$450.00	\$45.00	\$380.00	380.00	38.00
3	Equipment Operator	\$/ea	\$717.00	\$650.00	\$65.00	\$750.00	750.00	75.00
4	Foreman with truck	\$/ea	\$1,100.00	\$1000.00	\$100.00	\$400.00	400.00	40.00
5	Hazardous Material Containment Area Manager	\$/ea	\$935.00	\$850.00	\$85.00	\$500.00	500.00	50.00
6	Inspector with vehicle	\$/ea	\$880.00	\$800.00	\$80.00	\$400.00	400.00	40.00
7	Laborers	\$/ea	\$1,575.00	\$450.00	\$1125.00	\$380.00	380.00	38.00
8	Operator with chainsaw	\$/ea	\$605.00	\$550.00	\$55.00	\$400.00	400.00	40.00
9	Project coordinator	\$/ea	\$825.00	\$750.00	\$75.00	\$800.00	800.00	80.00
10	Safety (superintendent	\$/ea	\$660.00	\$600.00	\$60.00	\$800.00	800.00	80.00
11	Superintendent with truck	\$/ea	\$990.00	\$900.00	\$90.00	\$400.00	400.00	40.00
12	Traffic Control Personnel	\$/ea	\$500.00	\$450.00	\$50.00	\$350.00	350.00	35.00
13	Truck Driver	\$/ea	\$550.00	\$500.00	\$50.00	\$650.00	650.00	65.00
Total			\$10,327.00			\$6,590.00		

VIII- HOURLY FEE SCHEDULE PERSONNEL NEEDS (Table 6 of 6)

VIII- Hourly Fee Schedule Personnel needs			TFR Enterprises, Inc		
Line Item	Description	Unit of Measure	Unit Cost	Daily	Hourly
1	Administrative Assistant	\$/ea	\$55.00	550.00	55.00
2	Clerk	\$/ea	\$55.00	550.00	55.00
3	Equipment Operator	\$/ea	\$65.00	650.00	65.00
4	Foreman with truck	\$/ea	\$70.00	700.00	70.00
5	Hazardous Material Containment Area Manager	\$/ea	\$95.00	950.00	95.00
6	Inspector with vehicle	\$/ea	\$65.00	650.00	65.00
7	Laborers	\$/ea	\$55.00	550.00	55.00
8	Operator with chainsaw	\$/ea	\$60.00	600.00	60.00
9	Project coordinator	\$/ea	\$70.00	700.00	70.00
10	Safety (superintendent	\$/ea	\$85.00	85.00	85.00
11	Superintendent with truck	\$/ea	\$70.00	700.00	70.00

EXECUTIVE SUMMARY

RFP No. RFP 26-75

Annual Disaster Debris Removal, Reduction and Disposal Services

VIII- Hourly Fee Schedule Personnel needs			TFR Enterprises, Inc		
Line Item	Description	Unit of Measure	Unit Cost	Daily	Hourly
12	Traffic Control Personnel	\$/ea	\$55.00	550.00	55.00
13	Truck Driver	\$/ea	\$65.00	650.00	65.00
Total			\$865.00		

QUESTIONS AND ANSWERS

Approved, Unanswered Questions

Approved, Answers Provided

1. No subject

Jun 18, 2025 11:25 AM

Question: Who is the incumbent, and how long has the incumbent been providing the requested services?

Jun 18, 2025 11:25 AM

Answered by Mandy Mullins: Ashbritt since 2016

Jul 7, 2025 10:38 AM

2. No subject

Jun 18, 2025 11:25 AM

Question: To what extent will the location of the bidder's proposed location or headquarters have a bearing on any award?

Jun 18, 2025 11:25 AM

Answered by Mandy Mullins: None

Jul 7, 2025 10:38 AM

3. No subject

Jun 18, 2025 11:26 AM

Question: What is the total mileage of roads within the scope of the service area?

Jun 18, 2025 11:26 AM

EXECUTIVE SUMMARY

RFP No. RFP 26-75

Annual Disaster Debris Removal, Reduction and Disposal Services

Answered by Mandy Mullins: The un-incorporated areas of the County have approximately 700-miles of improved and 400-miles of un-improved roadways that it provides maintenance. Plus additional mileage for the municipalities

Jul 7, 2025 10:38 AM

4. No subject

Jun 18, 2025 11:26 AM

Question: Are there any superseding prior agreements that may impact this contract?

Jun 18, 2025 11:26 AM

Answered by Mandy Mullins: No

Jul 7, 2025 10:38 AM

5. No subject

Jun 18, 2025 11:26 AM

Question: When/what was the most recent event that precipitated the activation of the existing or previous contract?

Jun 18, 2025 11:26 AM

Answered by Mandy Mullins: Last year for Hurricane Helene

Jul 7, 2025 10:38 AM

6. No subject

Jun 18, 2025 11:26 AM

Question: Approximately how many cubic yards of debris were collected from the most recent event?

Jun 18, 2025 11:26 AM

Answered by Mandy Mullins: 200,000 cubic yards from un-incorporated County areas and 3-4 small municipalities

Jul 7, 2025 10:38 AM

7. No subject

Jun 18, 2025 11:26 AM

Question: What estimated or actual dollars were paid to the incumbent(s) after the most recent event?

Jun 18, 2025 11:26 AM

EXECUTIVE SUMMARY

RFP No. RFP 26-75

Annual Disaster Debris Removal, Reduction and Disposal Services

Answered by Mandy Mullins: Approximately \$4.5 million dollars

Jul 7, 2025 10:38 AM

8. No subject

Jun 18, 2025 11:26 AM

Question: How many times have the incumbent's services been utilized in the previous five years?

Jun 18, 2025 11:26 AM

Answered by Mandy Mullins: 1 in the last five years

Jul 7, 2025 10:38 AM

9. No subject

Jun 18, 2025 11:27 AM

Question: If there was a previous solicitation for these services, what was its title, number, release date, and due date?

Jun 18, 2025 11:27 AM

Answered by Mandy Mullins: RFP 17-75 Annual Disaster Debris Removal, Reduction and Disposal Services. 3/2/2016, 4/20/2016

Jul 7, 2025 10:38 AM

10. No subject

Jun 18, 2025 11:27 AM

Question: When is the anticipated award date?

Jun 18, 2025 11:27 AM

Answered by Mandy Mullins: October 2025

Jul 7, 2025 10:38 AM

11. No subject

Jun 18, 2025 11:27 AM

Question: Are bidders permitted to deviate in any way from any manner of quoting fees you may be expecting? For example, if there is a pricing page in the RFP, can bidders submit an alternate fee structure? If there is no pricing page in the RFP, do you have any preference for how bidders should quote fees or can bidders create their own pricing categories?

EXECUTIVE SUMMARY

RFP No. RFP 26-75

Annual Disaster Debris Removal, Reduction and Disposal Services

Jun 18, 2025 11:27 AM

Answered by Mandy Mullins: NO

Jul 7, 2025 10:38 AM

12. No subject

Jun 18, 2025 11:27 AM

Question: Please describe your level of satisfaction with your current or recent vendor(s) for the same purchasing activity, if applicable.

Jun 18, 2025 11:27 AM

Answered by Mandy Mullins: Satisfactory

Jul 7, 2025 10:38 AM

13. RFP 26-75

Jun 24, 2025 2:04 PM

Question: Are tipping fees a pass-through cost?

Jun 24, 2025 2:04 PM

Answered by David Wood: The vendor must pay all tipping fees and request reimbursement through the invoicing process. No administrative or pass-through markup is allowed for tipping fees

Jun 30, 2025 3:58 AM

14. RFP 26-75

Jun 24, 2025 2:05 PM

Question: Additionally, what is the formula used to determine the lowest bidder?

Jun 24, 2025 2:05 PM

Answered by Theodore White: The RFP evaluation criteria can be found in Section's 7,8 and 9 which lays out how the county intends to award.

Jun 30, 2025 3:57 AM

15. 3.13 Volume of Previous Work

Jun 27, 2025 4:04 PM

Question: With regards to the volume of previous work, typically this type of fee schedule would not be applicable to a FEMA reimbursable Debris Contract since this is considered pre-event contract and there

EXECUTIVE SUMMARY

RFP No. RFP 26-75

Annual Disaster Debris Removal, Reduction and Disposal Services

is no actual work to be done. Can you please confirm that these fees will not apply to this type of contract?

Jun 27, 2025 4:04 PM

Answered by Theodore White: Volume of Previous work is based on the amount that has already been paid to a vendor for work preformed for Alachua County.

Jul 7, 2025 10:38 AM

16. Hazardous tree removal

Jul 21, 2025 8:40 AM

Question: Hazardous tree removal – Can the county confirm that debris from hazardous tree removals will be placed in the ROW for removal to DMS with regular vegetative debris?

Jul 21, 2025 8:40 AM

Answered by David Wood: Yes - hazardous tree removals will be placed in the ROW for removal to DMS with regular vegetative debris as long as the work is performed prior to completion of the final pass in the area.

Jul 25, 2025 11:59 AM

17. C&D

Jul 21, 2025 8:40 AM

Question: Section II. CLEAN C&D – Can the County confirm the unit of measure for line items 1-5 and 7-10 for C&D collection and final haul out is \$/CY and not \$/mile

Jul 21, 2025 8:40 AM

Answered by David Wood: The County is requesting both cubic yard and ton pricing just in case scales are used. If scales are used, the County will use \$/ton. if scales are not available, the County will use \$/Cubic Yard. There is no \$/mile pricing in the above referenced items.

Jul 25, 2025 11:59 AM

18. Unit Cost

Jul 21, 2025 8:41 AM

Question: The pricing sheet requests \$/Cubic Yard, \$/Ton and unit cost – Can the County provide clarity on what information is being requested in the unit cost column? Are we to repeat our \$/CY rate here?

Jul 21, 2025 8:41 AM

Answered by Leira Cruz Cáliz, NIGP-CPP, CPPB: Yes, repeat your rate on the unit cost column.

Jul 25, 2025 11:59 AM

19. Hourly Rate Fee Schedule

Jul 21, 2025 8:41 AM

Question: Hourly rate fee schedule requests a price for Daily, weekly and a unit cost. Can the County provide clarity on what information is being requested in the unit cost column? Are we to repeat our Daily rate here?

Jul 21, 2025 8:41 AM

Answered by Leira Cruz Cáliz, NIGP-CPP, CPPB: Yes, repeat your rate on the unit cost column.

Jul 25, 2025 11:59 AM

20. Pricing Evaluation

Jul 21, 2025 8:42 AM

Question: When evaluating proposals in terms of Pricing, will the Hourly Rate Fee schedule for Equipment be used in the evaluation?

Jul 21, 2025 8:42 AM

Answered by Leira Cruz Cáliz, NIGP-CPP, CPPB: Refer to Section 9 Evaluation Phases, #4.

Jul 25, 2025 11:59 AM

21. Pricing Evaluation

Jul 21, 2025 8:42 AM

Question: When evaluating proposals in terms of Pricing, will the County combine all unit rate items to form a grand total and use that grand total to compare the pricing of each submittal? If the County plans to use a storm scenario and place quantity values for each service, will the County share the quantities.

Jul 21, 2025 8:42 AM

Answered by Leira Cruz Cáliz, NIGP-CPP, CPPB: Refer to Section 9 Evaluation Phases, #4.

Jul 25, 2025 11:59 AM

22. Bond Requirements

Jul 21, 2025 8:39 AM

Question: Section 3.3. Bonding Requirements - A performance bond and payment bond in an amount equal to one hundred percent (100%) of the notice to proceed and/or the amount of the approved Purchase Order issued. This is required within 10 working days of issuance. See Attachment A. - Can the

EXECUTIVE SUMMARY

RFP No. RFP 26-75

Annual Disaster Debris Removal, Reduction and Disposal Services

County confirm that P&P Bonds will be required within 10 days of the NTP and will not be required upon contract execution?

Jul 21, 2025 8:39 AM

Answered by Leira Cruz Cáliz, NIGP-CPP, CPPB: P&P Bonds will be required within 10 days of the NTP and will not be required upon contract execution.

Jul 25, 2025 11:59 AM

23. No subject

Jul 25, 2025 12:12 PM

Question: What disposal sites (inside county and outside) have been used during previous events?

Jul 25, 2025 12:12 PM

Answered by David Wood: 1- The City of Newberry DDMS located at 2429 SW 266th Street, Newberry, FL; 2- Gaston's 121 site located 3-miles North of US-441 on SR121; 3-Dink's Corner at Williston Road and SW 35th Drive. All sites are inside Alachua County

Jul 29, 2025 7:29 AM

24. No subject

Jul 25, 2025 12:53 PM

Question: What process will the County use to determine best price for the work? The statements referenced in Sec 9.1 simply state "Is the pricing provided reasonable for the project's tasks?" With this knowledge, it is unclear if a line item will be weighted on dollar amount, or multiplied by a unit amount to determine pricing to evaluate. Are certain line items being weighted more heavily than others in your evaluation? If so, which ones and based on what criteria? If the previous statement isn't applicable, will the County be simply combining pricing and evaluate the sum of all lines?

Jul 25, 2025 12:53 PM

Answered by Leira Cruz Cáliz, NIGP-CPP, CPPB: As part of a RFP Evaluation, pricing is taken into consideration but it is not the only factor. Evaluators have prerogative in how to evaluate as long as all vendors are treated equally.

Jul 28, 2025 10:29 AM

25. Addendum

Jul 25, 2025 3:38 PM

Question: Can you please upload an updated RFP document representing the changes made for Addendum 2?

Jul 25, 2025 3:38 PM

Answered by Mandy Mullins: See addendum #2 "See what changed".

Jul 28, 2025 10:36 AM

ADDENDA & NOTICES

ADDENDA ISSUED:

Addendum #1

Jul 18, 2025 9:32 AM

Solicitation Submission Deadline extended

Question Submission Deadline: July 27, 2025, 12:00am

Solicitation Submission Deadline: August 6, 2025, 2:00pm

Please use the [See What Changed](#) link to view all the changes made by this addendum.

Addendum #2

Jul 25, 2025 11:28 AM

This addendum adds required Byrd Anti-Lobbying certification Form to Submittals, updated sample agreement and updated to include SB180 House Bill language released on July 2025.

Please use the [See What Changed](#) link to view all the changes made by this addendum.

ADDENDA ACKNOWLEDGEMENTS:

Addendum #1

Proposal	Confirmed	Confirmed At	Confirmed By
Aftermath Disaster Recovery, Inc.	X	Aug 4, 2025 1:44 PM	Adam Gonzalez
TFR Enterprises, Inc	X	Aug 5, 2025 9:39 AM	Tiffany Jean
CrowderGulf Joint Venture, Inc.	X	Aug 1, 2025 4:01 PM	Ashley Ramsay
Gaston Tree Debris Recycling, LLC	X	Jul 30, 2025 11:39 AM	Traci Bacom
Dynamic Group, LLC	X	Jul 28, 2025 2:53 PM	Aubrie Dupre
Looks Great Services of MS, Inc.	X	Aug 4, 2025 5:03 PM	Kristian Agoglia
Southern Disaster Recovery	X	Jul 28, 2025 8:55 AM	Al McClaran
Grubbs Emergency Services, LLC	X	Jul 29, 2025 2:20 PM	John G Grubbs
AshBritt, Inc.	X	Jul 18, 2025 10:28 AM	No Name
DRC Emergency Services, LLC	X	Jul 30, 2025 12:33 PM	Lisa Walsh
Ceres Environmental Services, Inc.	X	Aug 5, 2025 1:39 PM	Tia Laurie

EXECUTIVE SUMMARY

RFP No. RFP 26-75

Annual Disaster Debris Removal, Reduction and Disposal Services

Addendum #2

Proposal	Confirmed	Confirmed At	Confirmed By
Aftermath Disaster Recovery, Inc.	X	Aug 4, 2025 1:44 PM	Adam Gonzalez
TFR Enterprises, Inc	X	Aug 5, 2025 9:39 AM	Tiffany Jean
CrowderGulf Joint Venture, Inc.	X	Aug 1, 2025 4:01 PM	Ashley Ramsay
Gaston Tree Debris Recycling, LLC	X	Jul 30, 2025 11:39 AM	Traci Bacom
Dynamic Group, LLC	X	Jul 28, 2025 2:53 PM	Aubrie Dupre
Looks Great Services of MS, Inc.	X	Aug 4, 2025 5:03 PM	Kristian Agoglia
Southern Disaster Recovery	X	Jul 28, 2025 8:55 AM	Al McClaran
Grubbs Emergency Services, LLC	X	Jul 29, 2025 2:20 PM	John G Grubbs
AshBritt, Inc.	X	Jul 31, 2025 10:25 AM	No Name
DRC Emergency Services, LLC	X	Jul 30, 2025 12:34 PM	Lisa Walsh
Ceres Environmental Services, Inc.	X	Aug 5, 2025 1:39 PM	Tia Laurie

NOTICES ISSUED:

Notice #1

Aug 6, 2025 2:14 PM

Vendors submitted

Attachments:

· [BT RFP 26-75 Annual Disaster Debris Removal, Reduction and Disposal Services](#)

Notice #2

Aug 7, 2025 9:49 AM

Alachua County Procurement announces a public meeting to which all persons are invited to attend an Evaluation Committee Meeting on **Monday, August 25, 2025**, 9:00 AM to discuss and update of the proposals for competitive solicitation RFP 26-75 Annual Disaster Debris Removal, Reduction and Disposal Services. The final recommendations will be sent to the Alachua County Board of County Commissioners.

Topic: Public Notice of Evaluation Committee Meeting for RFP 26-75 Annual Disaster Debris Removal, Reduction and Disposal Services

Time: **Monday, August 25, 2025** at 9:00 AM Eastern Time (US and Canada)

Location: Alachua County Administration Building

3rd Floor Conference Room

12 SE 1st Street, Gainesville, FL 32601

Via Microsoft Teams

Meeting ID: 236 305 997 783 4

EXECUTIVE SUMMARY

RFP No. RFP 26-75

Annual Disaster Debris Removal, Reduction and Disposal Services

Passcode: 8wx7qZ22

https://teams.microsoft.com/l/meetup-join/19%3ameeting_MjUyZWUwZjUtNGE3OC00Y2ExLTg0YmQtNDBiNDc1ZjUyNmI1%40thread.v2/0?context=%7b%22Tid%22%3a%2290fc851d-766d-4d7b-a09c-bfbf1d2dac94%22%2c%22Oid%22%3a%22c82ab8e7-6ee1-4cd5-9191-4aa322a1828f%22%7d

Dial in by phone

+1 469-998-7938,,41029180# United States, Dallas

Phone conference ID: 410 291 80#

These meetings are subject to change and/or cancellation. If you have any questions regarding these meetings, please call 352.384.3090. All persons are advised that, if they decide to contest any decision made at any of these meetings, they will need a record of the proceedings and, for such purpose, they may need to ensure that verbatim record of the proceedings is made which record includes the testimony and evidence upon which the appeal is to be based. If any accommodations are needed for persons with disabilities, please contact the County’s Equal Opportunity Office at (352)374-5275 or (TTD) (352)-374-5284.

Attachments:

· [PM Notice RFP 26-75 Annual Disaster Debris Removal, Reduction and Disposal Services](#)

EVALUATION

PHASE 1

EVALUATORS

Name	Title	Agreement Accepted On
Brian Kauffman	Assistant Public Works Director	Aug 19, 2025 4:24 PM
Philip Mann	Special Project Administrator	Aug 8, 2025 12:12 PM
David Peaton	Asst. Director of Emergency Management	Aug 19, 2025 11:47 AM
Stephanie Puhalla	City of Newberry - Purchasing Specialist	Aug 22, 2025 4:22 PM
David Wood	Professional Geologist	Aug 7, 2025 1:37 PM

EVALUATION CRITERIA

Criteria	Scoring Method	Weight (Points)
Ability and Competency of the Consultant	Points Based	50 (28.6% of Total)

EXECUTIVE SUMMARY

RFP No. RFP 26-75

Annual Disaster Debris Removal, Reduction and Disposal Services

Description:

- A. Did the Consultant provide a brief statement of background, organization, and size?
- B. Does the Consultant have experience with past work of similar scope and budget?
- C. Has the Consultant recently done this type of work for a state, or local government in the past?
- D. Does the Consultant’s workload and ability satisfy County requirements for this project?
- E. Is any of this work to be subcontracted? If so, what are the abilities of the firm(s) to be subcontracted?

Based on questions above, award points as follows:

- A. 50 - 40 points - Exceptional Experience
- B. 39 - 20 points - Average Experience
- C. 19 - 0 points - Minimal Experience

Criteria	Scoring Method	Weight (Points)
Project Manager and Project Team's Competency and Qualifications	Points Based	30 (17.1% of Total)

Description:

- A. Was a project team identified?
- B. Do the Project Manager, Project Team and Key Staff have experience with projects comparable in size and scope?
- C. Do the Project Manager, Project Team and Key Staff have experience with state or local government?
- D. Does the Project Manager have a stable job history?
- E. Is the team makeup appropriate for the project?
- F. Are there factors, such as unique abilities, which would make a noticeable (positive) impact on the project?
- G. Was a point of contact identified?
- H. Was there an alternate to the point of contact identified?
- I. Are the subcontractors, if any, identified?
- J. Does the subcontractor have experience with projects comparable in size and scope?

Based on questions above, award points as follows:

- A. 30 - 20 points - Exceptional Experience
- B. 19 - 10 points - Average Experience

EXECUTIVE SUMMARY

RFP No. RFP 26-75

Annual Disaster Debris Removal, Reduction and Disposal Services

C. 9 - 0 points - Minimal Experience

Criteria	Scoring Method	Weight (Points)
Project Understanding and Approach	Points Based	50 (28.6% of Total)

Description:

- A. Did the proposal indicate a thorough understanding of the project, the scope, and objectives through a concise narrative?
- B. Did the Consultant describe the approach to the provision of services as required and the specific work plan to be employed to implement it?
- C. Is the appropriate emphasis placed on the various work tasks?
- D. Did the firm develop a workable approach to the project?
- E. Does the proposal specifically address the County's needs or is it "generic" in content?
- F. Does the proposal indicate how this project fits into the total workload of the Consultant during the project period?

Based on questions above, award points as follows:

- A. 50 - 40 points - Exceptional Experience
- B. 39 - 20 points - Average Experience
- C. 19 - 0 points - Minimal Experience

Criteria	Scoring Method	Weight (Points)
Ability to Meet Project Schedule and Budget Requirements	Points Based	30 (17.1% of Total)

Description:

- A. Did Consultant provide a draft project schedule that includes: milestones, individual tasks and major deliverable deadlines?
- B. Is the draft project schedule reasonable based on quantity of personnel assigned to the project?
- C. Did the Consultant provide the Project Manager, Project Team, and Key Staff's percentage of involvement, tasks and/or hours assigned?
- D. Are the hours assigned to the various team members for each task appropriate?
- E. Is the pricing provided reasonable for the project's tasks?
- F. Is the pricing in line with the County's budget?

EXECUTIVE SUMMARY

RFP No. RFP 26-75

Annual Disaster Debris Removal, Reduction and Disposal Services

- G. Does the information contained in the proposal indicate that the firm will, or will not, meet time and budget requirement?

Based on questions above, award points as follows:

- A. 30 - 20 points - Exceptional Experience
- B. 19 - 10 points - Average Experience
- C. 9 - 0 points - Minimal Experience

Criteria	Scoring Method	Weight (Points)
Proposal Organization	Points Based	10 (5.7% of Total)

Description:

- A. Was proposal organization per the RFP? Did Consultant include a letter of interest?
- B. Was all required paperwork submitted and completed appropriately?
- C. Did the proposal contain an excessive amount of generic boilerplate, resumes, pages per resume, photographs, etc.?

Based on questions above, award points as follows:

- A. 10 - 8 points - Exceptional Experience
- B. 7 - 5 points - Average Experience
- C. 4 - 0 points - Minimal Experience

Criteria	Scoring Method	Weight (Points)
Volume of Previous Work (VOW) awarded by the County	Points Based	5 (2.9% of Total)

Description:

Points Provided by Procurement.

AGGREGATE SCORES SUMMARY

Vendor	Brian Kauffman	Philip Mann	David Peaton	Stephanie Puhalla
Ceres Environmental Services, Inc.	121	145	126	159
CrowderGulf Joint Venture, Inc.	87	139	138	161

EXECUTIVE SUMMARY

RFP No. RFP 26-75

Annual Disaster Debris Removal, Reduction and Disposal Services

Vendor	Brian Kauffman	Philip Mann	David Peaton	Stephanie Puhalla
Southern Disaster Recovery	116	110	131	150
DRC Emergency Services, LLC	110	124	136	128
TFR Enterprises, Inc	96	120	122	150
AshBritt, Inc.	78	130	120	141
Dynamic Group, LLC	101	93	125	152
Aftermath Disaster Recovery, Inc.	100	116	83	153
Grubbs Emergency Services, LLC	101	120	90	142
Gaston Tree Debris Recycling, LLC	99	95	83	129
Looks Great Services of MS, Inc.	92	95	69	104

Vendor	David Wood	Total Score (Max Score 175)
Ceres Environmental Services, Inc.	149	140
CrowderGulf Joint Venture, Inc.	159	136.8
Southern Disaster Recovery	151	131.6
DRC Emergency Services, LLC	155	130.6
TFR Enterprises, Inc	157	129
AshBritt, Inc.	153	124.4
Dynamic Group, LLC	143	122.8
Aftermath Disaster Recovery, Inc.	147	119.8
Grubbs Emergency Services, LLC	144	119.4
Gaston Tree Debris Recycling, LLC	142	109.6
Looks Great Services of MS, Inc.	142	100.4

VENDOR SCORES BY EVALUATION CRITERIA

EXECUTIVE SUMMARY

RFP No. RFP 26-75

Annual Disaster Debris Removal, Reduction and Disposal Services

Vendor	Ability and Competency of the Consultant Points Based 50 Points (28.6%)	Project Manager and Project Team's Competency and Qualifications Points Based 30 Points (17.1%)	Project Understanding and Approach Points Based 50 Points (28.6%)	Ability to Meet Project Schedule and Budget Requirements Points Based 30 Points (17.1%)
Ceres Environmental Services, Inc.	44	24	39	21.2
CrowderGulf Joint Venture, Inc.	39.8	23.2	39.8	22
Southern Disaster Recovery	39.6	21.2	36.8	22
DRC Emergency Services, LLC	39.4	21.2	38.6	19.8
TFR Enterprises, Inc	37.4	20.4	36.4	23.4
AshBritt, Inc.	41	20.6	37.4	18.4
Dynamic Group, LLC	34.4	19.6	35.8	21
Aftermath Disaster Recovery, Inc.	34.6	19.4	34	20
Grubbs Emergency Services, LLC	35	19.6	32.8	21.4
Gaston Tree Debris Recycling, LLC	33.4	19.6	29.8	19.4
Looks Great Services of MS, Inc.	32.6	19	26	13.2

Vendor	Proposal Organization Points Based 10 Points (5.7%)	Volume of Previous Work (VOW) awarded by the County Points Based 5 Points (2.9%)	Total Score (Max Score 175)
Ceres Environmental Services, Inc.	6.8	5	140
CrowderGulf Joint Venture, Inc.	7	5	136.8
Southern Disaster Recovery	7	5	131.6
DRC Emergency Services, LLC	6.6	5	130.6
TFR Enterprises, Inc	6.4	5	129
AshBritt, Inc.	7	0	124.4

EXECUTIVE SUMMARY

RFP No. RFP 26-75

Annual Disaster Debris Removal, Reduction and Disposal Services

Vendor	Proposal Organization Points Based 10 Points (5.7%)	Volume of Previous Work (VOW) awarded by the County Points Based 5 Points (2.9%)	Total Score (Max Score 175)
Dynamic Group, LLC	7	5	122.8
Aftermath Disaster Recovery, Inc.	6.8	5	119.8
Grubbs Emergency Services, LLC	5.6	5	119.4
Gaston Tree Debris Recycling, LLC	4.4	3	109.6
Looks Great Services of MS, Inc.	4.6	5	100.4

INDIVIDUAL PROPOSAL SCORES

Aftermath Disaster Recovery, Inc.

Ability and Competency of the Consultant | Points Based | 50 Points (28.6%)

Brian Kauffman: 24
Philip Mann: 35
David Peaton: 25
Stephanie Puhalla: 45
David Wood: 44

Project Manager and Project Team's Competency and Qualifications | Points Based | 30 Points (17.1%)

Brian Kauffman: 15
Philip Mann: 20
David Peaton: 12
Stephanie Puhalla: 25
David Wood: 25

Project Understanding and Approach | Points Based | 50 Points (28.6%)

Brian Kauffman: 30
Philip Mann: 35
David Peaton: 20

EXECUTIVE SUMMARY

RFP No. RFP 26-75

Annual Disaster Debris Removal, Reduction and Disposal Services

Stephanie Puhalla: 45

David Wood: 40

Ability to Meet Project Schedule and Budget Requirements | Points Based | 30 Points (17.1%)

Brian Kauffman: 20

Philip Mann: 15

David Peaton: 15

Stephanie Puhalla: 25

David Wood: 25

Proposal Organization | Points Based | 10 Points (5.7%)

Brian Kauffman: 6

Philip Mann: 6

David Peaton: 6

Stephanie Puhalla: 8

David Wood: 8

Volume of Previous Work (VOW) awarded by the County | Points Based | 5 Points (2.9%)

Brian Kauffman: 5

No previous work

Philip Mann: 5

No previous work

David Peaton: 5

No previous work

Stephanie Puhalla: 5

No previous work

David Wood: 5

No previous work

AshBritt, Inc.

Ability and Competency of the Consultant | Points Based | 50 Points (28.6%)

Brian Kauffman: 30

Philip Mann: 40

EXECUTIVE SUMMARY

RFP No. RFP 26-75

Annual Disaster Debris Removal, Reduction and Disposal Services

David Peaton: 40

Stephanie Puhalla: 47

David Wood: 48

Project Manager and Project Team's Competency and Qualifications | Points Based | 30 Points (17.1%)

Brian Kauffman: 10

Philip Mann: 20

David Peaton: 20

Stephanie Puhalla: 25

David Wood: 28

Project Understanding and Approach | Points Based | 50 Points (28.6%)

Brian Kauffman: 20

Philip Mann: 40

David Peaton: 40

Stephanie Puhalla: 42

David Wood: 45

Ability to Meet Project Schedule and Budget Requirements | Points Based | 30 Points (17.1%)

Brian Kauffman: 10

Philip Mann: 25

David Peaton: 14

Stephanie Puhalla: 20

David Wood: 23

Proposal Organization | Points Based | 10 Points (5.7%)

Brian Kauffman: 8

Philip Mann: 5

David Peaton: 6

Stephanie Puhalla: 7

David Wood: 9

Volume of Previous Work (VOW) awarded by the County | Points Based | 5 Points (2.9%)

EXECUTIVE SUMMARY

RFP No. RFP 26-75

Annual Disaster Debris Removal, Reduction and Disposal Services

Brian Kauffman: 0

VOW \$4,179.354.72

Philip Mann: 0

VOW \$4,179.354.72

David Peaton: 0

VOW \$4,179.354.72

Stephanie Puhalla: 0

VOW \$4,179.354.72

David Wood: 0

VOW \$4,179.354.72

Ceres Environmental Services, Inc.

Ability and Competency of the Consultant | Points Based | 50 Points (28.6%)

Brian Kauffman: 45

Philip Mann: 42

David Peaton: 40

Stephanie Puhalla: 48

David Wood: 45

Project Manager and Project Team's Competency and Qualifications | Points Based | 30 Points (17.1%)

Brian Kauffman: 20

Philip Mann: 25

David Peaton: 21

Stephanie Puhalla: 28

David Wood: 26

Project Understanding and Approach | Points Based | 50 Points (28.6%)

Brian Kauffman: 30

Philip Mann: 45

David Peaton: 35

Stephanie Puhalla: 45

David Wood: 40

EXECUTIVE SUMMARY

RFP No. RFP 26-75

Annual Disaster Debris Removal, Reduction and Disposal Services

Ability to Meet Project Schedule and Budget Requirements | Points Based | 30 Points (17.1%)

Brian Kauffman: 13

Philip Mann: 25

David Peaton: 18

Stephanie Puhalla: 25

David Wood: 25

Proposal Organization | Points Based | 10 Points (5.7%)

Brian Kauffman: 8

Philip Mann: 3

David Peaton: 7

Stephanie Puhalla: 8

David Wood: 8

Volume of Previous Work (VOW) awarded by the County | Points Based | 5 Points (2.9%)

Brian Kauffman: 5

No previous work

Philip Mann: 5

No previous work

David Peaton: 5

No previous work

Stephanie Puhalla: 5

No previous work

David Wood: 5

No previous work

CrowderGulf Joint Venture, Inc.

Ability and Competency of the Consultant | Points Based | 50 Points (28.6%)

Brian Kauffman: 22

Philip Mann: 40

David Peaton: 42

Stephanie Puhalla: 47

David Wood: 48

EXECUTIVE SUMMARY

RFP No. RFP 26-75

Annual Disaster Debris Removal, Reduction and Disposal Services

Project Manager and Project Team's Competency and Qualifications | Points Based | 30 Points (17.1%)

Brian Kauffman: 17
Philip Mann: 22
David Peaton: 23
Stephanie Puhalla: 27
David Wood: 27

Project Understanding and Approach | Points Based | 50 Points (28.6%)

Brian Kauffman: 25
Philip Mann: 42
David Peaton: 40
Stephanie Puhalla: 47
David Wood: 45

Ability to Meet Project Schedule and Budget Requirements | Points Based | 30 Points (17.1%)

Brian Kauffman: 12
Philip Mann: 25
David Peaton: 20
Stephanie Puhalla: 27
David Wood: 26

Proposal Organization | Points Based | 10 Points (5.7%)

Brian Kauffman: 6
Philip Mann: 5
David Peaton: 8
Stephanie Puhalla: 8
David Wood: 8

Volume of Previous Work (VOW) awarded by the County | Points Based | 5 Points (2.9%)

Brian Kauffman: 5

No previous work

Philip Mann: 5

No previous work

EXECUTIVE SUMMARY

RFP No. RFP 26-75

Annual Disaster Debris Removal, Reduction and Disposal Services

David Peaton: 5

No previous work

Stephanie Puhalla: 5

No previous work

David Wood: 5

No previous work

DRC Emergency Services, LLC

Ability and Competency of the Consultant | Points Based | 50 Points (28.6%)

Brian Kauffman: 32

Philip Mann: 38

David Peaton: 39

Stephanie Puhalla: 40

David Wood: 48

Project Manager and Project Team's Competency and Qualifications | Points Based | 30 Points (17.1%)

Brian Kauffman: 17

Philip Mann: 20

David Peaton: 23

Stephanie Puhalla: 20

David Wood: 26

Project Understanding and Approach | Points Based | 50 Points (28.6%)

Brian Kauffman: 35

Philip Mann: 35

David Peaton: 42

Stephanie Puhalla: 38

David Wood: 43

Ability to Meet Project Schedule and Budget Requirements | Points Based | 30 Points (17.1%)

Brian Kauffman: 15

Philip Mann: 20

David Peaton: 20

EXECUTIVE SUMMARY

RFP No. RFP 26-75

Annual Disaster Debris Removal, Reduction and Disposal Services

Stephanie Puhalla: 19

David Wood: 25

Proposal Organization | Points Based | 10 Points (5.7%)

Brian Kauffman: 6

Philip Mann: 6

David Peaton: 7

Stephanie Puhalla: 6

David Wood: 8

Volume of Previous Work (VOW) awarded by the County | Points Based | 5 Points (2.9%)

Brian Kauffman: 5

No previous work

Philip Mann: 5

No previous work

David Peaton: 5

No previous work

Stephanie Puhalla: 5

No previous work

David Wood: 5

No previous work

Dynamic Group, LLC

Ability and Competency of the Consultant | Points Based | 50 Points (28.6%)

Brian Kauffman: 25

Philip Mann: 25

David Peaton: 38

Stephanie Puhalla: 42

David Wood: 42

Project Manager and Project Team's Competency and Qualifications | Points Based | 30 Points (17.1%)

Brian Kauffman: 15

Philip Mann: 18

EXECUTIVE SUMMARY

RFP No. RFP 26-75

Annual Disaster Debris Removal, Reduction and Disposal Services

David Peaton: 18

Stephanie Puhalla: 22

David Wood: 25

Project Understanding and Approach | Points Based | 50 Points (28.6%)

Brian Kauffman: 30

Philip Mann: 25

David Peaton: 39

Stephanie Puhalla: 47

David Wood: 38

Ability to Meet Project Schedule and Budget Requirements | Points Based | 30 Points (17.1%)

Brian Kauffman: 20

Philip Mann: 15

David Peaton: 18

Stephanie Puhalla: 27

David Wood: 25

Proposal Organization | Points Based | 10 Points (5.7%)

Brian Kauffman: 6

Philip Mann: 5

David Peaton: 7

Stephanie Puhalla: 9

David Wood: 8

Volume of Previous Work (VOW) awarded by the County | Points Based | 5 Points (2.9%)

Brian Kauffman: 5

No previous work

Philip Mann: 5

No previous work

David Peaton: 5

No previous work

Stephanie Puhalla: 5

No previous work

EXECUTIVE SUMMARY

RFP No. RFP 26-75

Annual Disaster Debris Removal, Reduction and Disposal Services

David Wood: 5

No previous work

Gaston Tree Debris Recycling, LLC

Ability and Competency of the Consultant | Points Based | 50 Points (28.6%)

Brian Kauffman: 25

Philip Mann: 30

David Peaton: 23

Stephanie Puhalla: 41

David Wood: 48

Project Manager and Project Team's Competency and Qualifications | Points Based | 30 Points (17.1%)

Brian Kauffman: 15

Philip Mann: 20

David Peaton: 15

Stephanie Puhalla: 22

David Wood: 26

Project Understanding and Approach | Points Based | 50 Points (28.6%)

Brian Kauffman: 30

Philip Mann: 25

David Peaton: 19

Stephanie Puhalla: 39

David Wood: 36

Ability to Meet Project Schedule and Budget Requirements | Points Based | 30 Points (17.1%)

Brian Kauffman: 20

Philip Mann: 15

David Peaton: 17

Stephanie Puhalla: 20

David Wood: 25

Proposal Organization | Points Based | 10 Points (5.7%)

EXECUTIVE SUMMARY

RFP No. RFP 26-75

Annual Disaster Debris Removal, Reduction and Disposal Services

Brian Kauffman: 6
Philip Mann: 2
David Peaton: 6
Stephanie Puhalla: 4
David Wood: 4

Volume of Previous Work (VOW) awarded by the County | Points Based | 5 Points (2.9%)

Brian Kauffman: 3
\$194,308.10
Philip Mann: 3
\$194,308.10
David Peaton: 3
\$194,308.10
Stephanie Puhalla: 3
\$194,308.10
David Wood: 3
\$194,308.10

Grubbs Emergency Services, LLC

Ability and Competency of the Consultant | Points Based | 50 Points (28.6%)

Brian Kauffman: 30
Philip Mann: 30
David Peaton: 24
Stephanie Puhalla: 46
David Wood: 45

Project Manager and Project Team's Competency and Qualifications | Points Based | 30 Points (17.1%)

Brian Kauffman: 15
Philip Mann: 20
David Peaton: 18
Stephanie Puhalla: 22
David Wood: 23

EXECUTIVE SUMMARY

RFP No. RFP 26-75

Annual Disaster Debris Removal, Reduction and Disposal Services

Project Understanding and Approach | Points Based | 50 Points (28.6%)

Brian Kauffman: 30

Philip Mann: 35

David Peaton: 20

Stephanie Puhalla: 39

David Wood: 40

Ability to Meet Project Schedule and Budget Requirements | Points Based | 30 Points (17.1%)

Brian Kauffman: 15

Philip Mann: 25

David Peaton: 17

Stephanie Puhalla: 25

David Wood: 25

Proposal Organization | Points Based | 10 Points (5.7%)

Brian Kauffman: 6

Philip Mann: 5

David Peaton: 6

Stephanie Puhalla: 5

David Wood: 6

Volume of Previous Work (VOW) awarded by the County | Points Based | 5 Points (2.9%)

Brian Kauffman: 5

No previous work

Philip Mann: 5

No previous work

David Peaton: 5

No previous work

Stephanie Puhalla: 5

No previous work

David Wood: 5

No previous work

Looks Great Services of MS, Inc.

Ability and Competency of the Consultant | Points Based | 50 Points (28.6%)

Brian Kauffman: 30

Philip Mann: 30

David Peaton: 20

Stephanie Puhalla: 40

David Wood: 43

Project Manager and Project Team's Competency and Qualifications | Points Based | 30 Points (17.1%)

Brian Kauffman: 17

Philip Mann: 20

David Peaton: 12

Stephanie Puhalla: 20

David Wood: 26

Project Understanding and Approach | Points Based | 50 Points (28.6%)

Brian Kauffman: 25

Philip Mann: 25

David Peaton: 20

Stephanie Puhalla: 20

David Wood: 40

Ability to Meet Project Schedule and Budget Requirements | Points Based | 30 Points (17.1%)

Brian Kauffman: 10

Philip Mann: 10

David Peaton: 8

Pricing seems significantly out of line with other bidders.

Stephanie Puhalla: 15

David Wood: 23

Proposal Organization | Points Based | 10 Points (5.7%)

Brian Kauffman: 5

Philip Mann: 5

EXECUTIVE SUMMARY

RFP No. RFP 26-75

Annual Disaster Debris Removal, Reduction and Disposal Services

David Peaton: 4

Stephanie Puhalla: 4

David Wood: 5

Volume of Previous Work (VOW) awarded by the County | Points Based | 5 Points (2.9%)

Brian Kauffman: 5

No previous work

Philip Mann: 5

No previous work

David Peaton: 5

No previous work

Stephanie Puhalla: 5

No previous work

David Wood: 5

No previous work

Southern Disaster Recovery

Ability and Competency of the Consultant | Points Based | 50 Points (28.6%)

Brian Kauffman: 40

Philip Mann: 30

David Peaton: 41

Stephanie Puhalla: 44

David Wood: 43

Project Manager and Project Team's Competency and Qualifications | Points Based | 30 Points (17.1%)

Brian Kauffman: 20

Philip Mann: 20

David Peaton: 21

Stephanie Puhalla: 20

David Wood: 25

Project Understanding and Approach | Points Based | 50 Points (28.6%)

Brian Kauffman: 25

EXECUTIVE SUMMARY

RFP No. RFP 26-75

Annual Disaster Debris Removal, Reduction and Disposal Services

Philip Mann: 30

David Peaton: 39

Stephanie Puhalla: 45

David Wood: 45

Ability to Meet Project Schedule and Budget Requirements | Points Based | 30 Points (17.1%)

Brian Kauffman: 20

Philip Mann: 20

David Peaton: 18

Stephanie Puhalla: 27

David Wood: 25

Proposal Organization | Points Based | 10 Points (5.7%)

Brian Kauffman: 6

Philip Mann: 5

David Peaton: 7

Stephanie Puhalla: 9

David Wood: 8

Volume of Previous Work (VOW) awarded by the County | Points Based | 5 Points (2.9%)

Brian Kauffman: 5

No previous work

Philip Mann: 5

No previous work

David Peaton: 5

No previous work

Stephanie Puhalla: 5

No previous work

David Wood: 5

No previous work

TFR Enterprises, Inc

Ability and Competency of the Consultant | Points Based | 50 Points (28.6%)

EXECUTIVE SUMMARY

RFP No. RFP 26-75

Annual Disaster Debris Removal, Reduction and Disposal Services

Brian Kauffman: 25

Philip Mann: 30

David Peaton: 38

Stephanie Puhalla: 46

David Wood: 48

Project Manager and Project Team's Competency and Qualifications | Points Based | 30 Points (17.1%)

Brian Kauffman: 13

Philip Mann: 20

David Peaton: 19

Stephanie Puhalla: 23

David Wood: 27

Project Understanding and Approach | Points Based | 50 Points (28.6%)

Brian Kauffman: 27

Philip Mann: 35

David Peaton: 37

Stephanie Puhalla: 40

David Wood: 43

Ability to Meet Project Schedule and Budget Requirements | Points Based | 30 Points (17.1%)

Brian Kauffman: 20

Philip Mann: 25

David Peaton: 17

Stephanie Puhalla: 29

David Wood: 26

Proposal Organization | Points Based | 10 Points (5.7%)

Brian Kauffman: 6

Philip Mann: 5

David Peaton: 6

Stephanie Puhalla: 7

David Wood: 8

EXECUTIVE SUMMARY

RFP No. RFP 26-75

Annual Disaster Debris Removal, Reduction and Disposal Services

Volume of Previous Work (VOW) awarded by the County | Points Based | 5 Points (2.9%)

Brian Kauffman: 5

No previous work

Philip Mann: 5

No previous work

David Peaton: 5

No previous work

Stephanie Puhalla: 5

No previous work

David Wood: 5

No previous work