

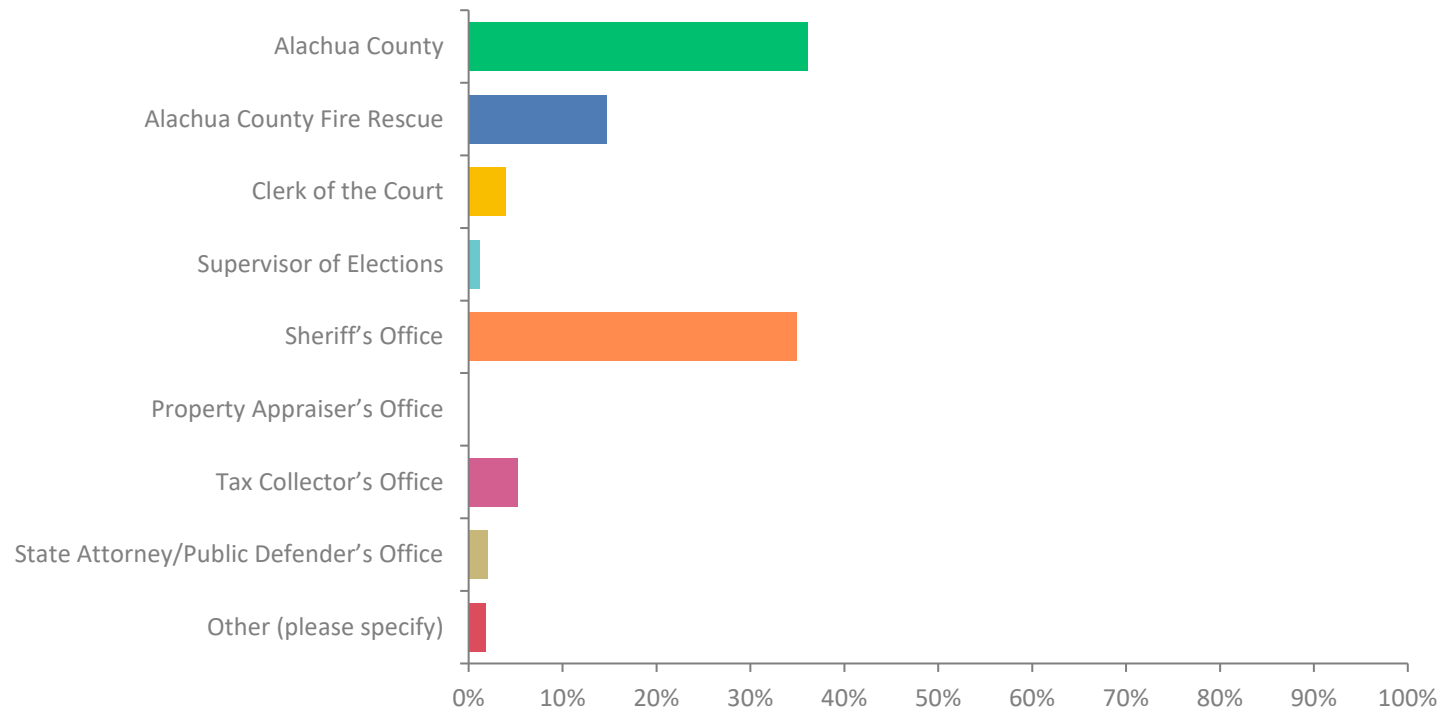


ALACHUA  
COUNTY  
BICENTENNIAL

# Community Interest & Participation Survey: 24-Hour Childcare & Workforce Development Pilot Program

# Q1: Who is your employer?

Answered: 898 Skipped: 1

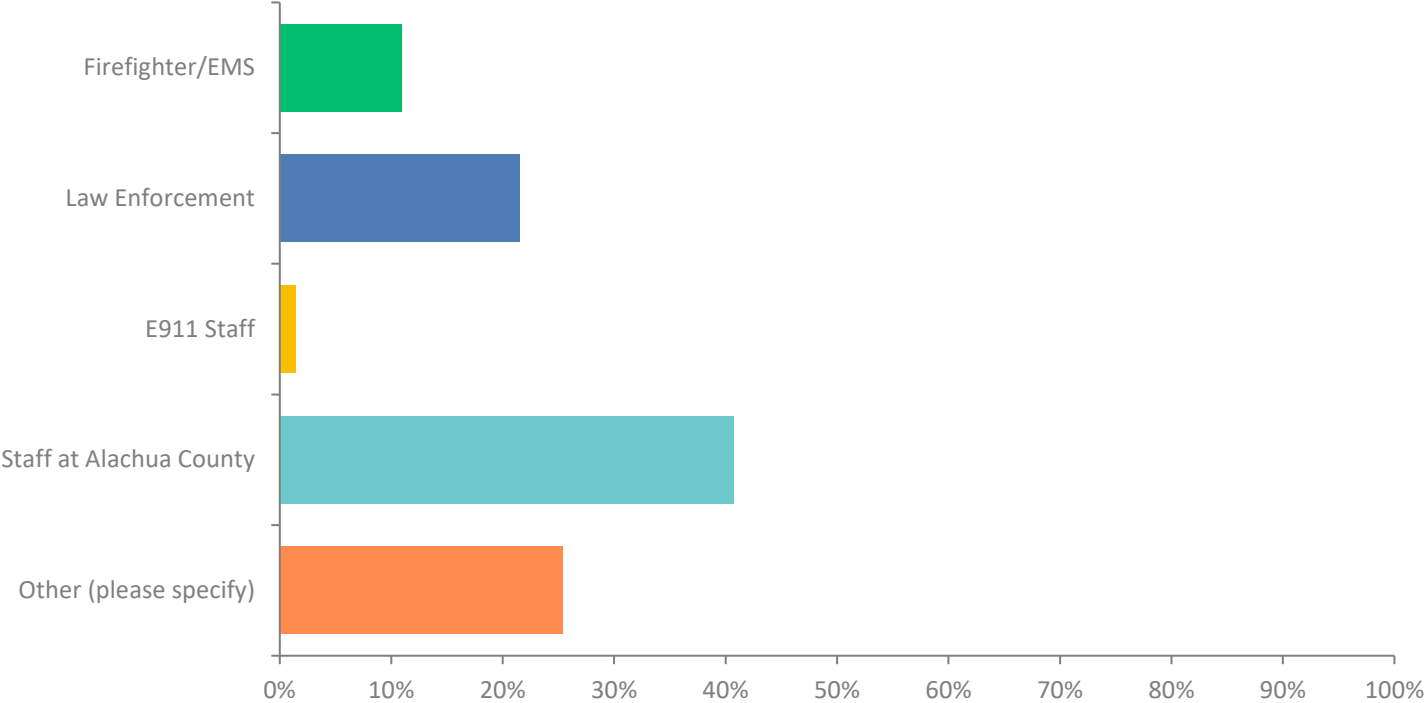


## Q1: Who is your employer?

ANSWER CHOICES	RESPONSES	
Alachua County	36.08%	324
Alachua County Fire Rescue	14.70%	132
Clerk of the Court	4.01%	36
Supervisor of Elections	1.22%	11
Sheriff's Office	34.97%	314
Property Appraiser's Office	0.00%	0
Tax Collector's Office	5.23%	47
State Attorney/Public Defender's Office	2.00%	18
Other (please specify)	1.78%	16
TOTAL		898

# Q2: What is your occupation? (Check one)

Answered: 897 Skipped: 2



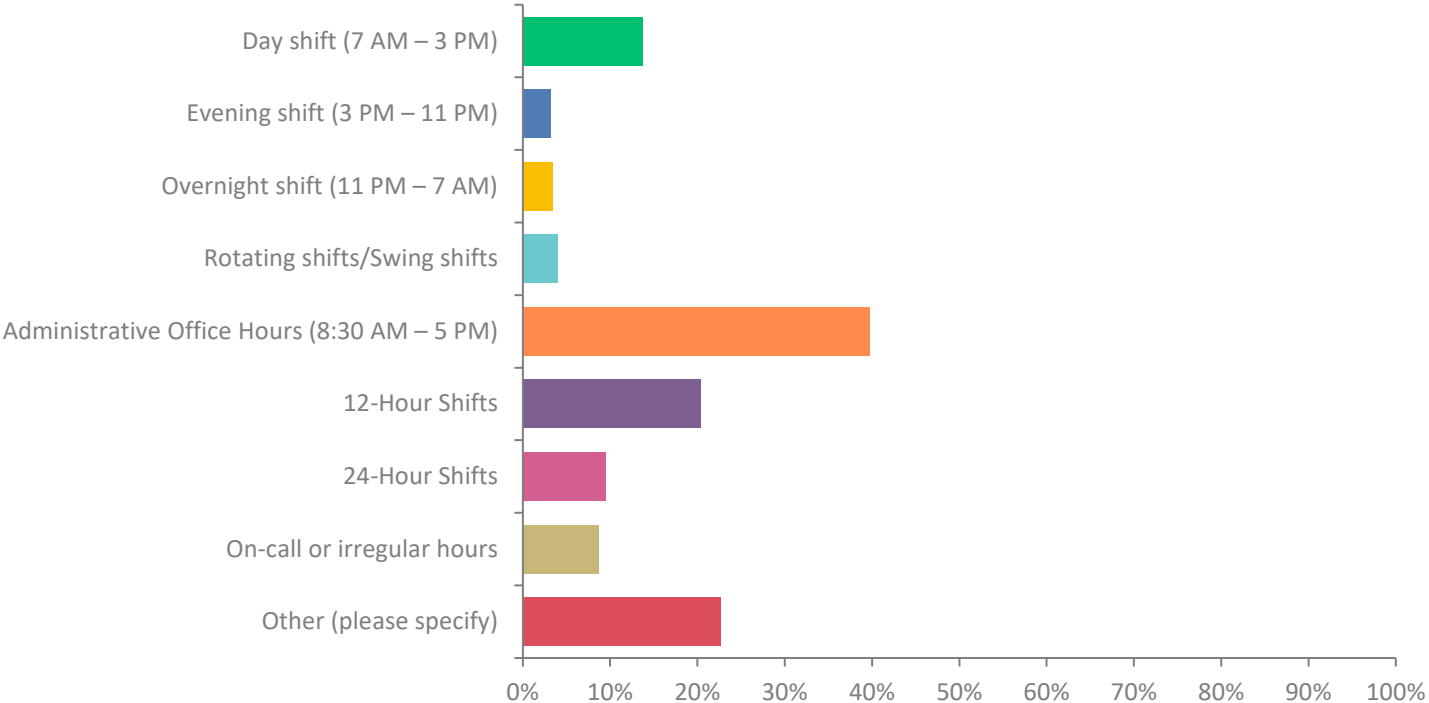
## Q2: What is your occupation? (Check one)

Answered: 897   Skipped: 2

ANSWER CHOICES	RESPONSES	
Firefighter/EMS	10.93%	98
Law Enforcement	21.52%	193
E911 Staff	1.45%	13
Staff at Alachua County	40.69%	365
Other (please specify)	25.42%	228
TOTAL		897

# Q3: What are your typical work hours? (Check all that apply)

Answered: 899 Skipped: 0



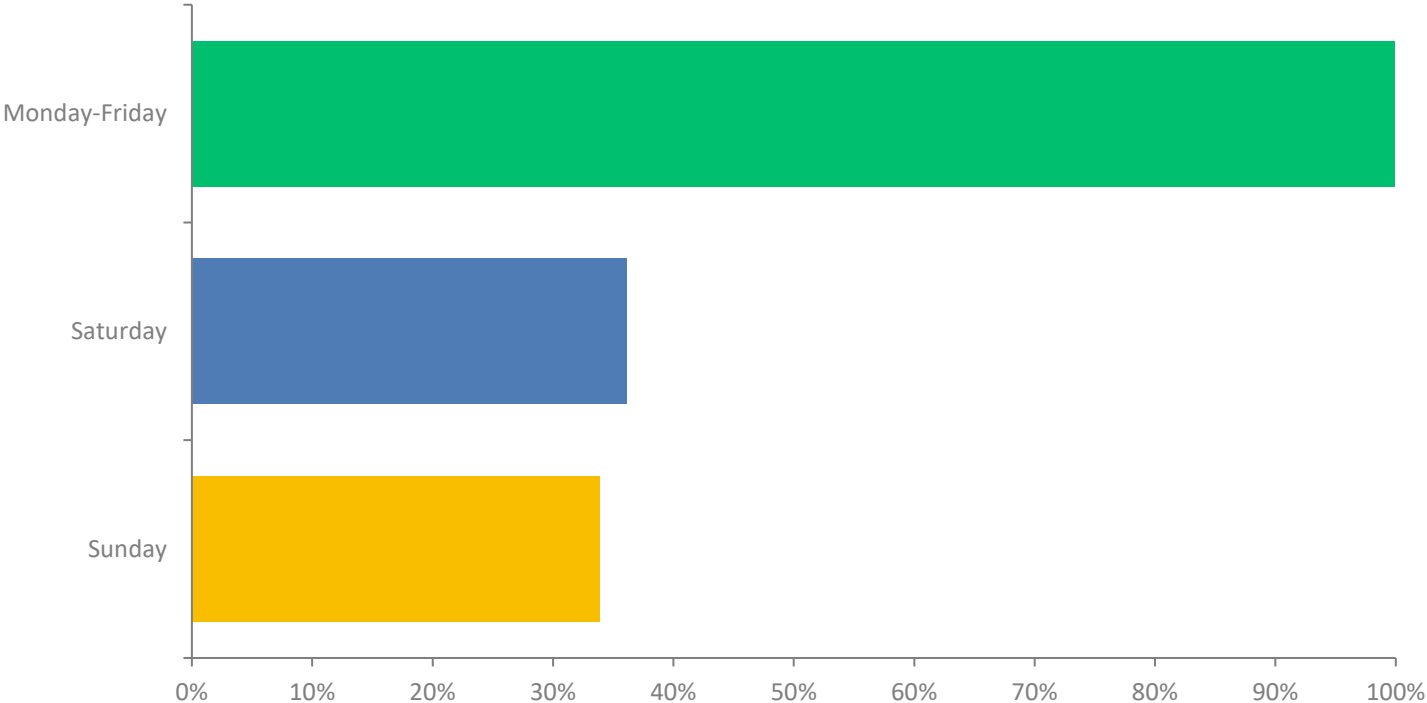
### Q3: What are your typical work hours? (Check all that apply)

Answered: 899   Skipped: 0

ANSWER CHOICES	RESPONSES	
Day shift (7 AM – 3 PM)	13.68%	123
Evening shift (3 PM – 11 PM)	3.23%	29
Overnight shift (11 PM – 7 AM)	3.45%	31
Rotating shifts/Swing shifts	4.00%	36
Administrative Office Hours (8:30 AM – 5 PM)	39.71%	357
12-Hour Shifts	20.36%	183
24-Hour Shifts	9.45%	85
On-call or irregular hours	8.68%	78
Other (please specify)	22.69%	204
TOTAL		1126

**Q4: What days do you typically work as part of your regular schedule? Please check all that apply:**

Answered: 892   Skipped: 7



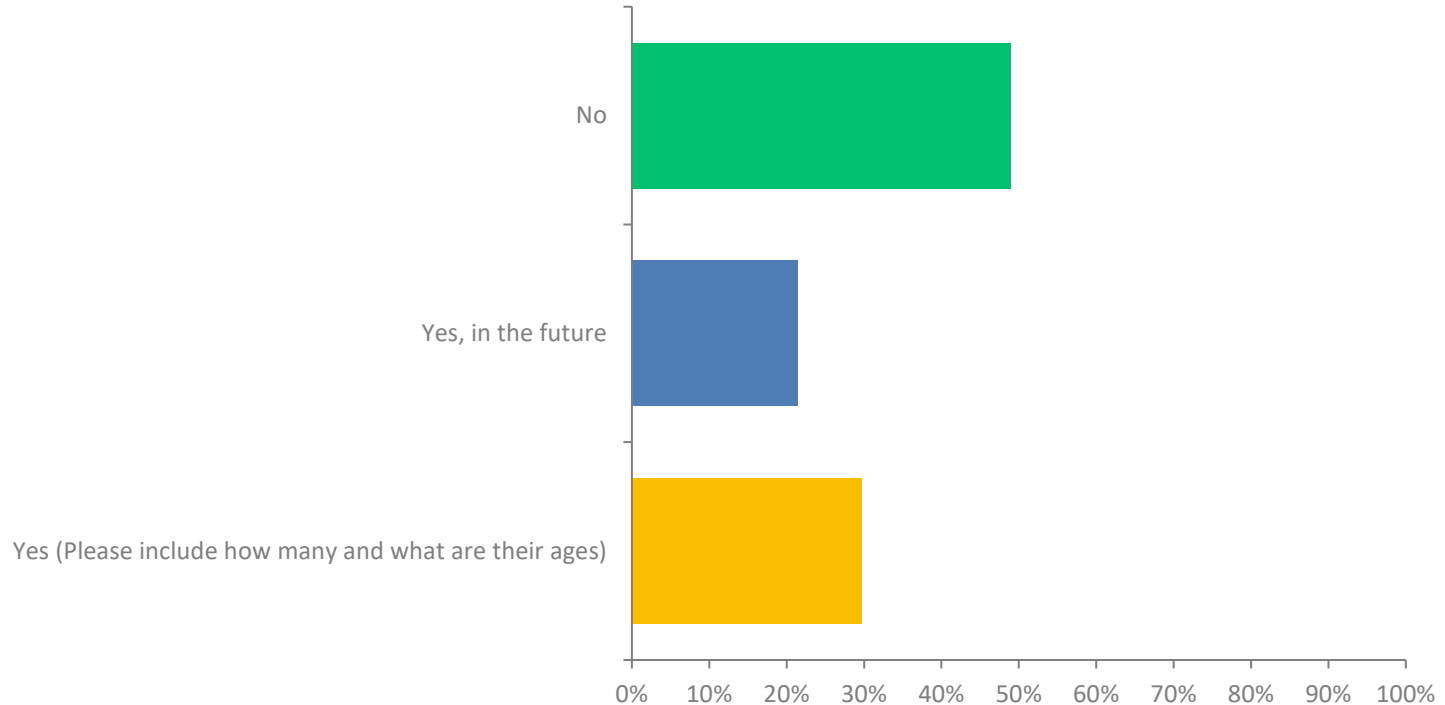
**Q4: What days do you typically work as part of your regular schedule? Please check all that apply:**

Answered: 892   Skipped: 7

ANSWER CHOICES	RESPONSES	
Monday-Friday	99.89%	891
Saturday	36.10%	322
Sunday	33.86%	302
TOTAL		1515

## Q5: Do you currently have, or expect to have in the future, children who require childcare?

Answered: 896 Skipped: 3



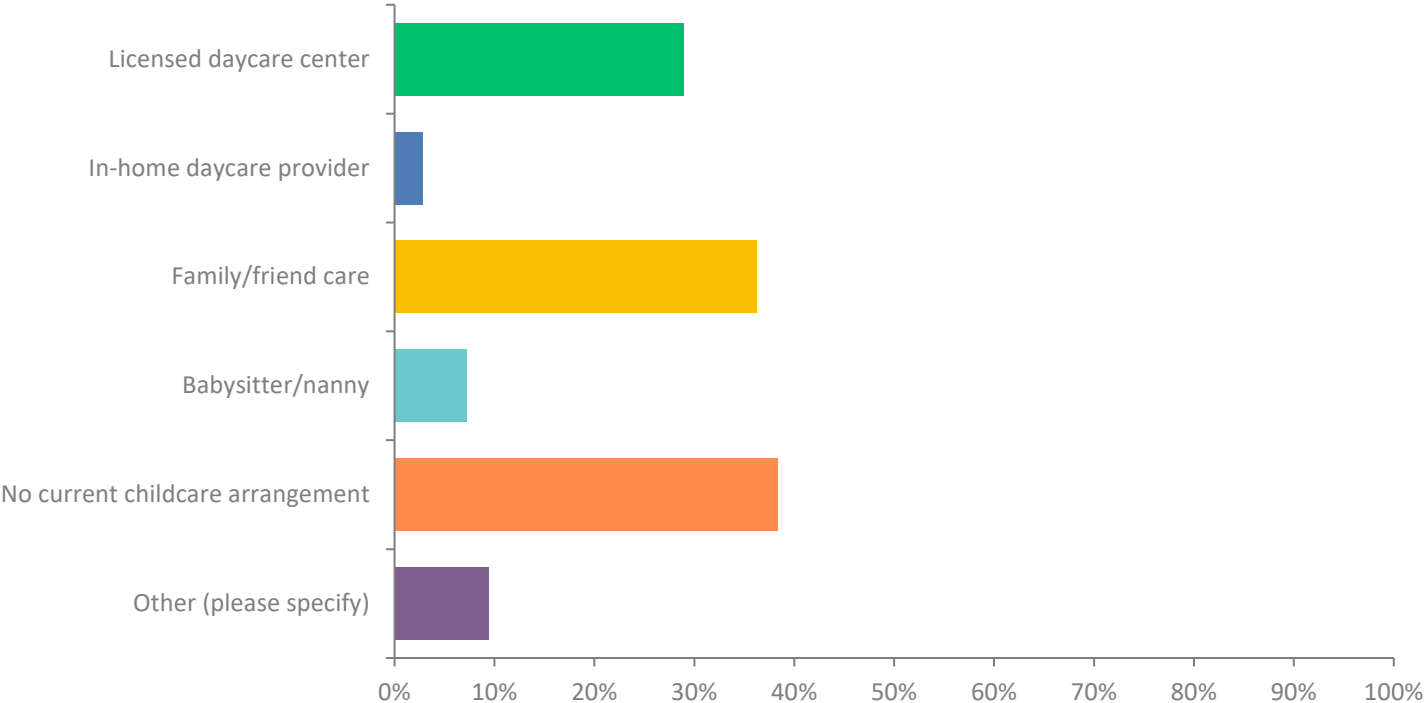
**Q5: Do you currently have, or expect to have in the future, children who require childcare?**

Answered: 896   Skipped: 3

ANSWER CHOICES	RESPONSES	
No	48.88%	438
Yes, in the future	21.43%	192
Yes (Please include how many and what are their ages)	29.69%	266
TOTAL		896

# Q6: What type of childcare arrangement do you currently use? (Check all that apply)

Answered: 425 Skipped: 474



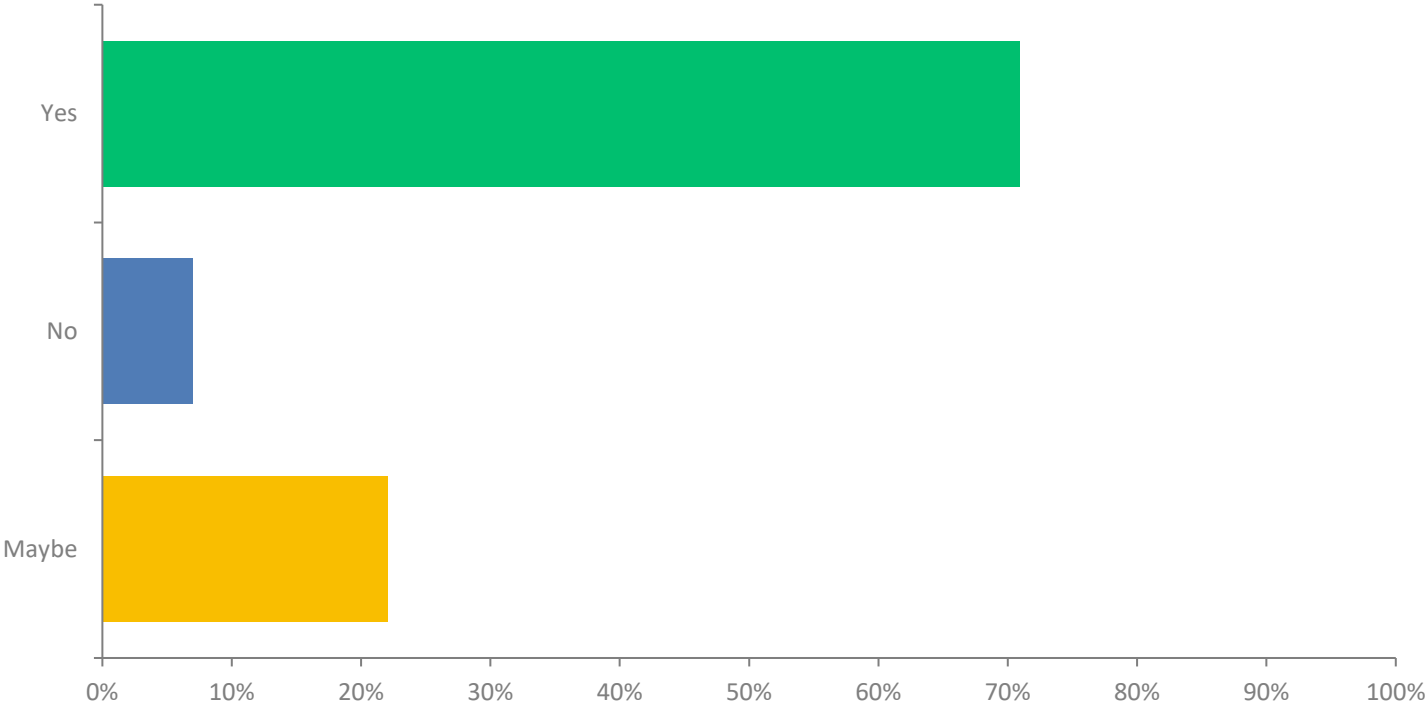
# Q6: What type of childcare arrangement do you currently use? (Check all that apply)

Answered: 425   Skipped: 474

ANSWER CHOICES	RESPONSES	
Licensed daycare center	28.94%	123
In-home daycare provider	2.82%	12
Family/friend care	36.24%	154
Babysitter/nanny	7.29%	31
No current childcare arrangement	38.35%	163
Other (please specify)	9.41%	40
TOTAL		523

# Q7: Would you be interested in a 24-hour childcare center that offers overnight care for shift workers?

Answered: 430 Skipped: 469



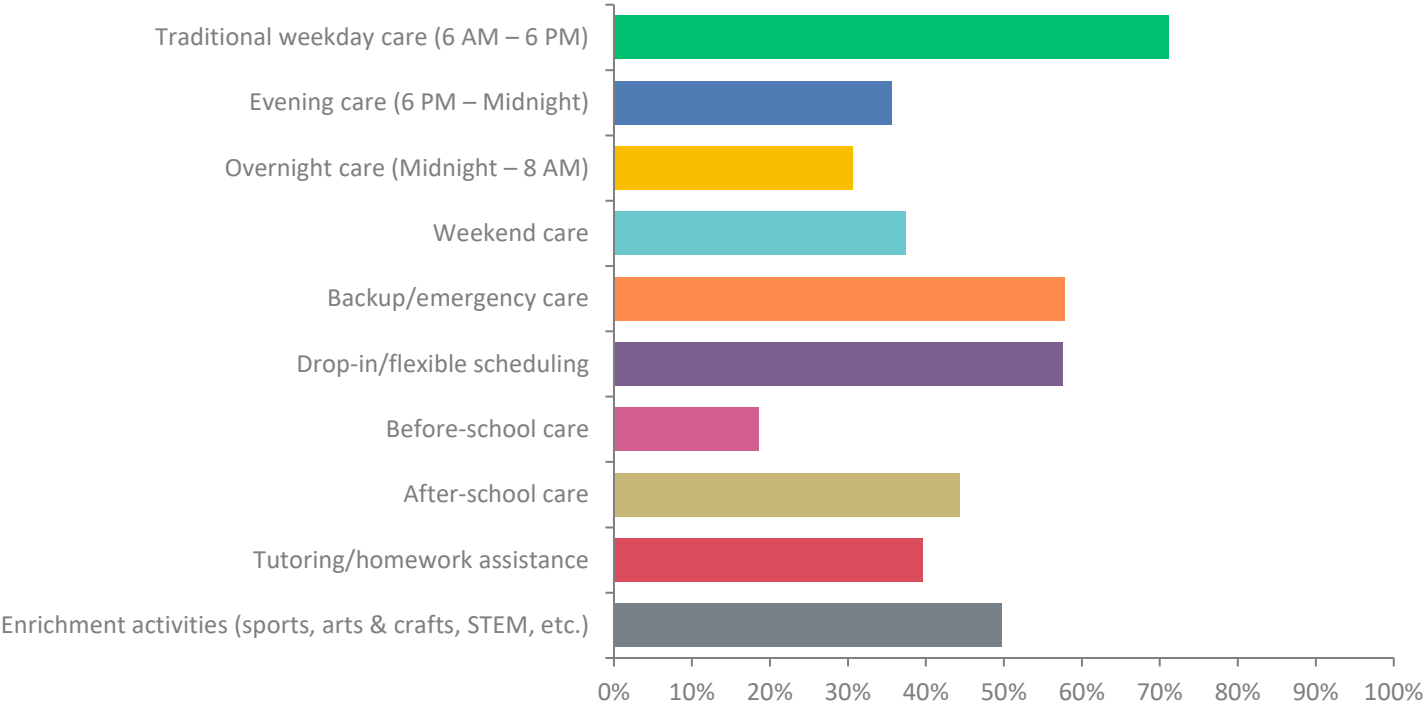
**Q7: Would you be interested in a 24-hour childcare center that offers overnight care for shift workers?**

Answered: 430   Skipped: 469

ANSWER CHOICES	RESPONSES	
Yes	70.93%	305
No	6.98%	30
Maybe	22.09%	95
TOTAL		430

# Q8: What services would be most beneficial to you? (Check all that apply)

Answered: 422   Skipped: 477



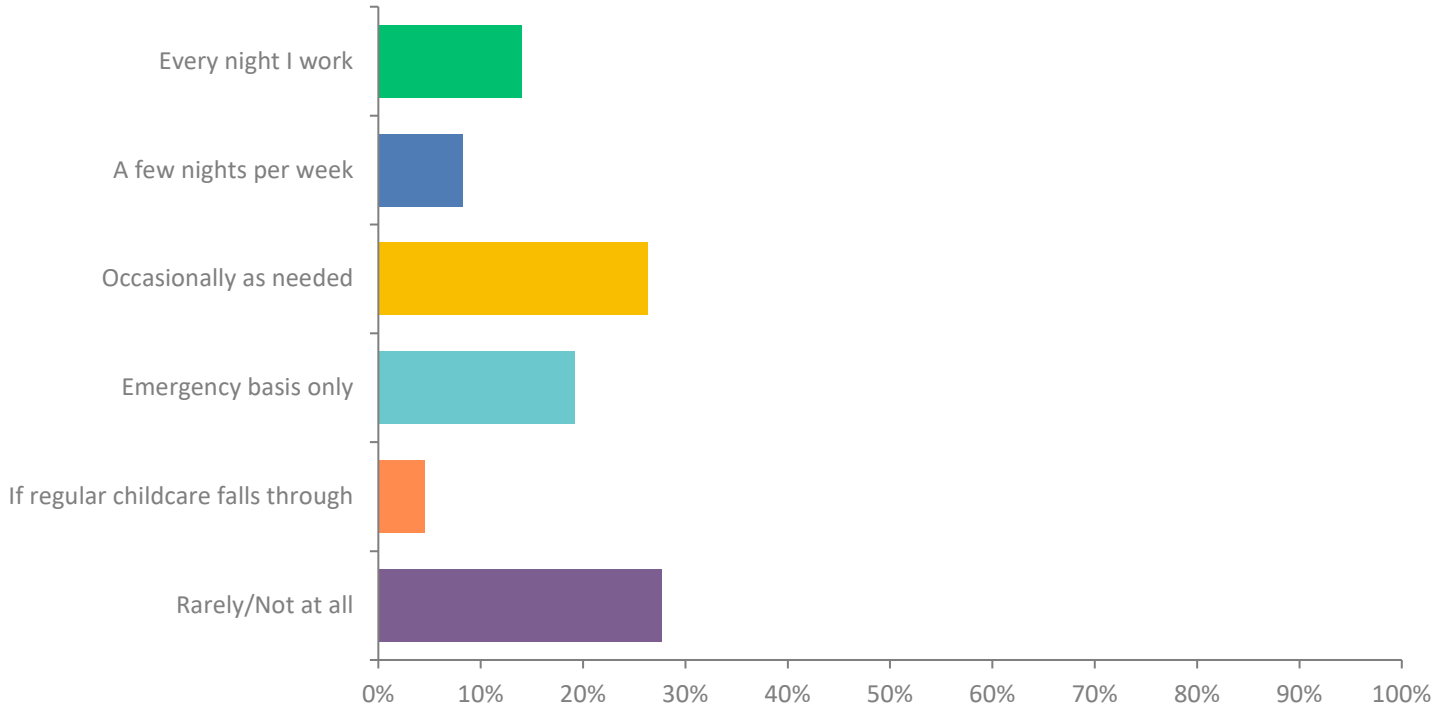
# Q8: What services would be most beneficial to you? (Check all that apply)

Answered: 422   Skipped: 477

ANSWER CHOICES	RESPONSES	
Traditional weekday care (6 AM – 6 PM)	71.09%	300
Evening care (6 PM – Midnight)	35.55%	150
Overnight care (Midnight – 8 AM)	30.57%	129
Weekend care	37.44%	158
Backup/emergency care	57.82%	244
Drop-in/flexible scheduling	57.58%	243
Before-school care	18.48%	78
After-school care	44.31%	187
Tutoring/homework assistance	39.57%	167
Enrichment activities (sports, arts & crafts, STEM, etc.)	49.76%	210
TOTAL		1866

## Q9: How often would you utilize overnight childcare services?

Answered: 422 Skipped: 477



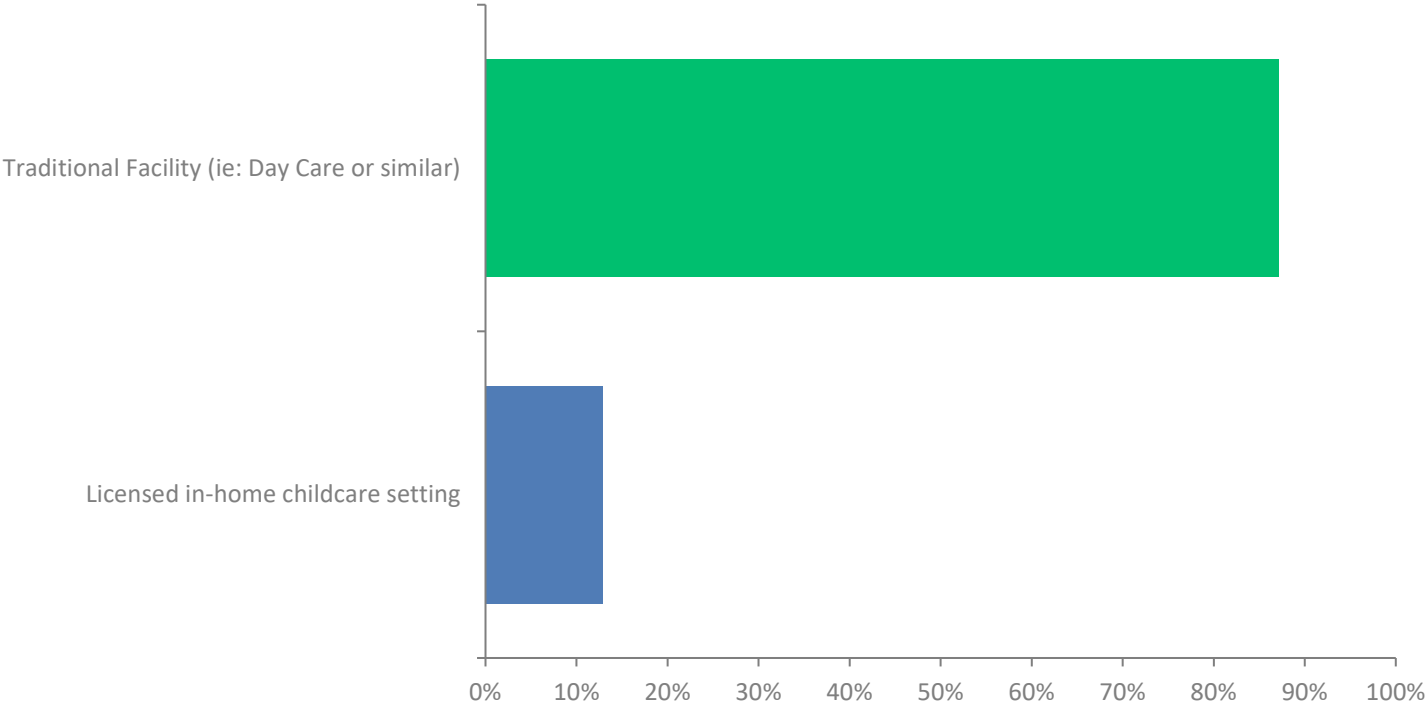
# Q9: How often would you utilize overnight childcare services?

Answered: 422   Skipped: 477

ANSWER CHOICES	RESPONSES	
Every night I work	13.98%	59
A few nights per week	8.29%	35
Occasionally as needed	26.30%	111
Emergency basis only	19.19%	81
If regular childcare falls through	4.50%	19
Rarely/Not at all	27.73%	117
TOTAL		422

# Q10: Which type of childcare setting is preferable?

Answered: 412 Skipped: 487



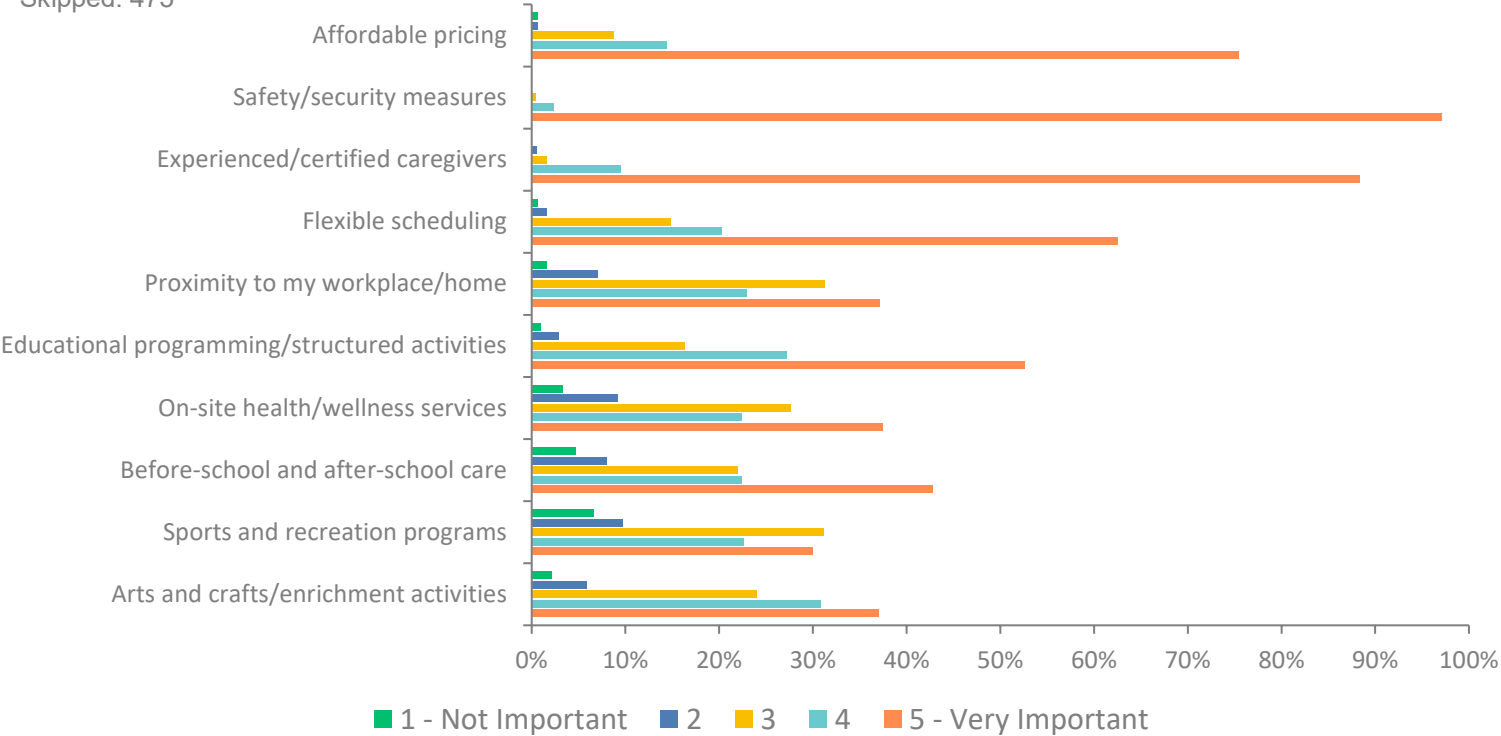
# Q10: Which type of childcare setting is preferable?

Answered: 412   Skipped: 487

ANSWER CHOICES	RESPONSES	
Traditional Facility (ie: Day Care or similar)	87.14%	359
Licensed in-home childcare setting	12.86%	53
TOTAL		412

**Q11: How important are the following features in a childcare center? (Rate on a scale of 1 = Not Important to 5 = Very Important)**

Answered: 424   Skipped: 475



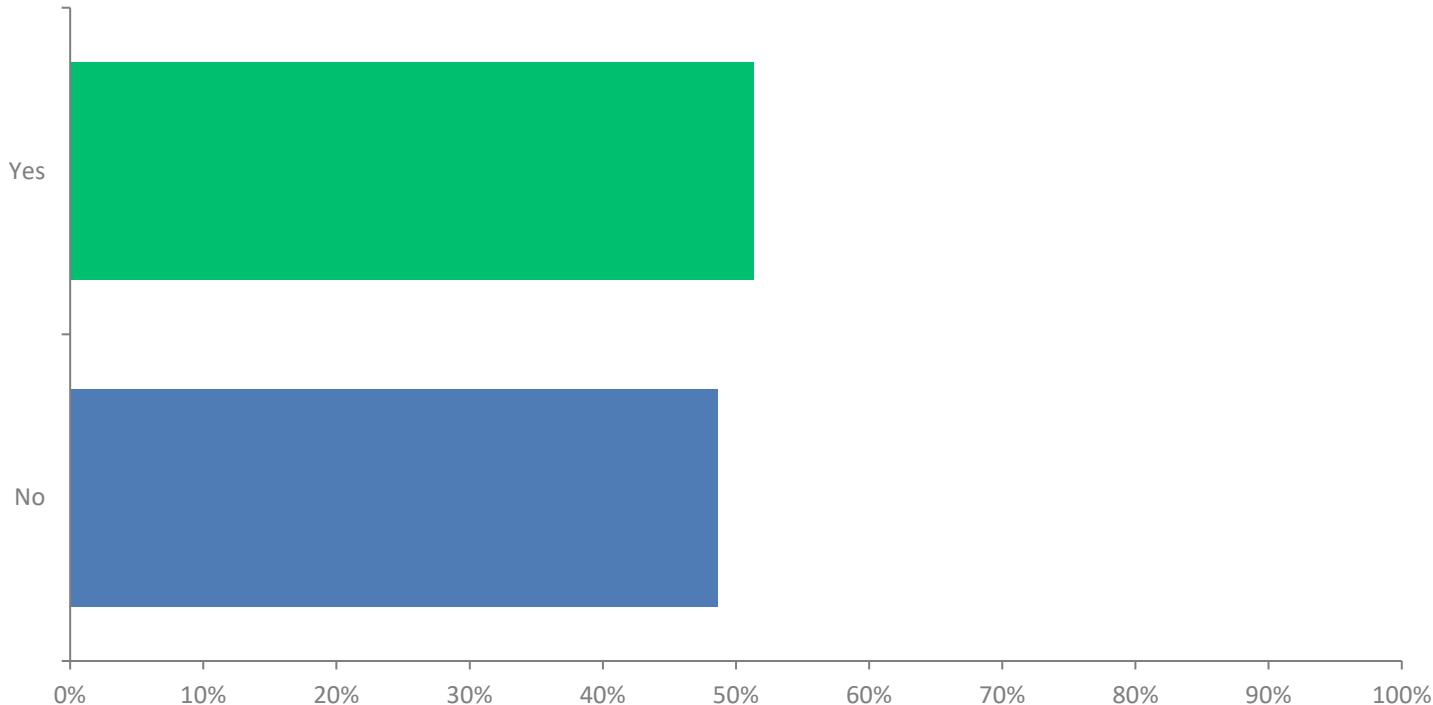
# Q11: How important are the following features in a childcare center? (Rate on a scale of 1 = Not Important to 5 = Very Important)

Answered: 424   Skipped: 475

	1 - NOT IMPORTANT	2	3	4	5 - VERY IMPORTANT	TOTAL	WEIGHTED AVERAGE
Affordable pricing	0.71% 3	0.71% 3	8.73% 37	14.39% 61	75.47% 320	424	4.63
Safety/security measures	0.00% 0	0.00% 0	0.47% 2	2.36% 10	97.16% 411	423	4.97
Experienced/certified caregivers	0.00% 0	0.48% 2	1.66% 7	9.50% 40	88.36% 372	421	4.86
Flexible scheduling	0.71% 3	1.65% 7	14.86% 63	20.28% 86	62.50% 265	424	4.42
Proximity to my workplace/home	1.65% 7	7.09% 30	31.21% 132	22.93% 97	37.12% 157	423	3.87
Educational programming/structured activities	0.95% 4	2.84% 12	16.35% 69	27.25% 115	52.61% 222	422	4.28
On-site health/wellness services	3.30% 14	9.20% 39	27.59% 117	22.41% 95	37.50% 159	424	3.82
Before-school and after- school care	4.73% 20	8.04% 34	21.99% 93	22.46% 95	42.79% 181	423	3.91
Sports and recreation programs	6.60% 28	9.67% 41	31.13% 132	22.64% 96	29.95% 127	424	3.60
Arts and crafts/enrichment activities	2.12% 9	5.90% 25	24.06% 102	30.90% 131	37.03% 157	424	3.95

# Q14: Have you ever experienced difficulty securing childcare during a declared state of emergency (e.g., hurricanes, public health crises, or other disasters)?

Answered: 409 Skipped: 490



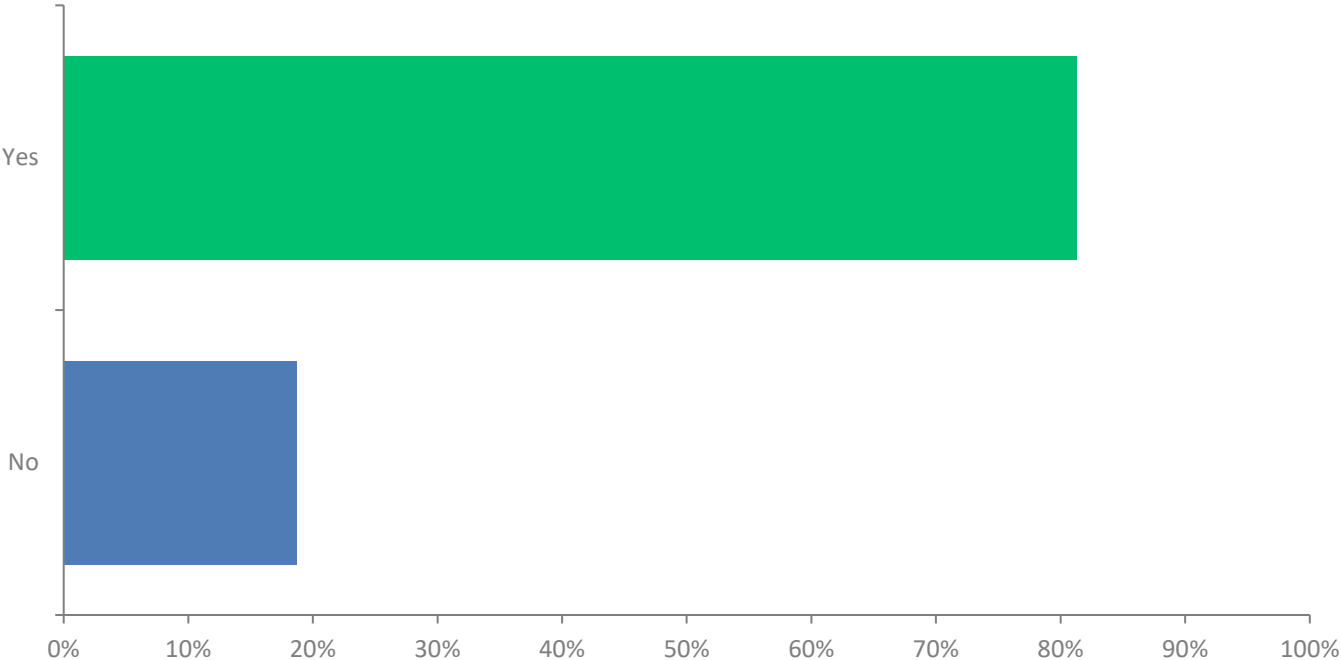
**Q14: Have you ever experienced difficulty securing childcare during a declared state of emergency (e.g., hurricanes, public health crises, or other disasters)?**

Answered: 409   Skipped: 490

ANSWER CHOICES	RESPONSES	
Yes	51.34%	210
No	48.66%	199
TOTAL		409

**Q15: Would you utilize a childcare service (in a shelter-rated secure building) that remains open during emergencies to support first responders and essential personnel?**

Answered: 412 Skipped: 487



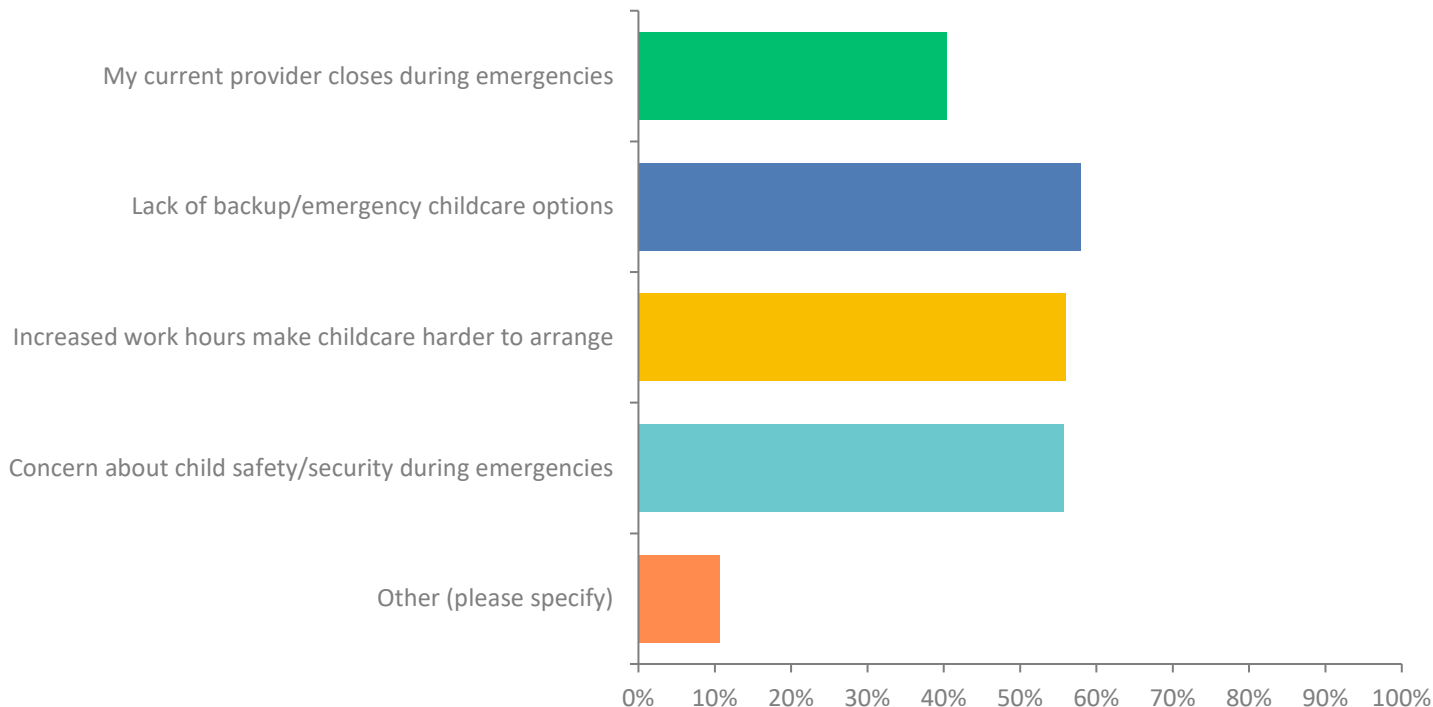
**Q15: Would you utilize a childcare service (in a shelter-rated secure building) that remains open during emergencies to support first responders and essential personnel?**

Answered: 412   Skipped: 487

ANSWER CHOICES	RESPONSES	
Yes	81.31%	335
No	18.69%	77
TOTAL		412

## Q16: What challenges do you face with childcare during emergencies? (Check all that apply)

Answered: 366 Skipped: 533



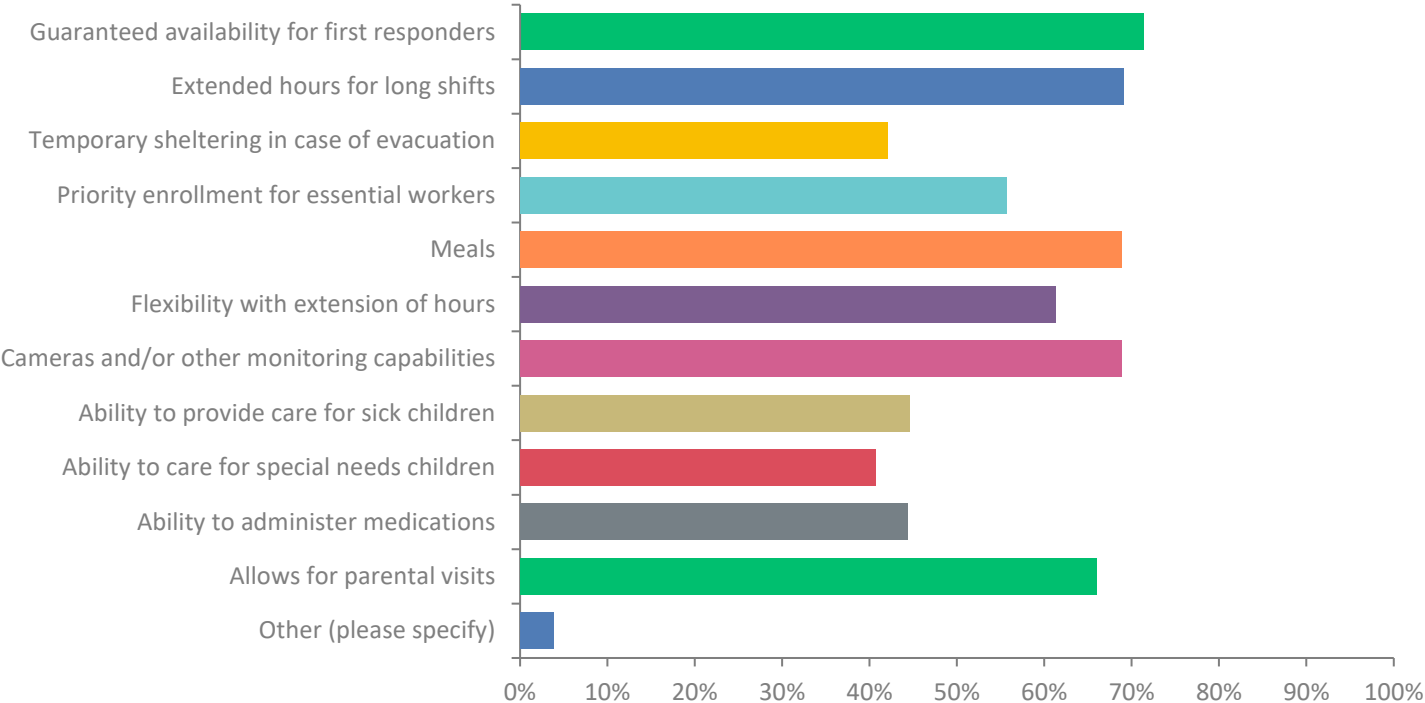
## Q16: What challenges do you face with childcare during emergencies? (Check all that apply)

Answered: 366 Skipped: 533

ANSWER CHOICES	RESPONSES	
My current provider closes during emergencies	40.44%	148
Lack of backup/emergency childcare options	57.92%	212
Increased work hours make childcare harder to arrange	56.01%	205
Concern about child safety/security during emergencies	55.74%	204
Other (please specify)	10.66%	39
TOTAL		808

Q17: What additional services would be helpful in an emergency childcare program? (Check all that apply)

Answered: 388 Skipped: 511



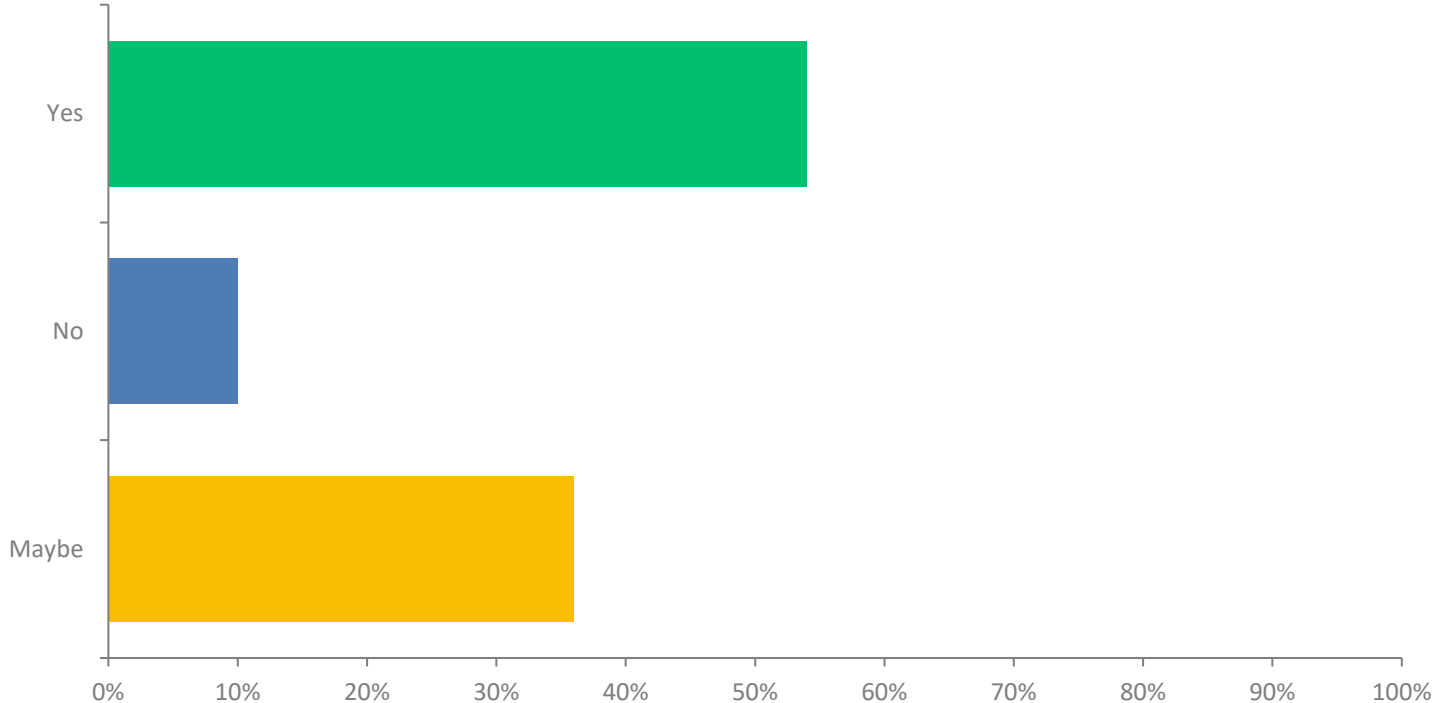
## Q17: What additional services would be helpful in an emergency childcare program? (Check all that apply)

Answered: 388 Skipped: 511

ANSWER CHOICES	RESPONSES	
Guaranteed availability for first responders	71.39%	277
Extended hours for long shifts	69.07%	268
Temporary sheltering in case of evacuation	42.01%	163
Priority enrollment for essential workers	55.67%	216
Meals	68.81%	267
Flexibility with extension of hours	61.34%	238
Cameras and/or other monitoring capabilities	68.81%	267
Ability to provide care for sick children	44.59%	173
Ability to care for special needs children	40.72%	158
Ability to administer medications	44.33%	172
Allows for parental visits	65.98%	256
Other (please specify)	3.87%	15
TOTAL		2470

## Q18: Would you support a sliding scale tuition model based on income to ensure affordability?

Answered: 411 Skipped: 488



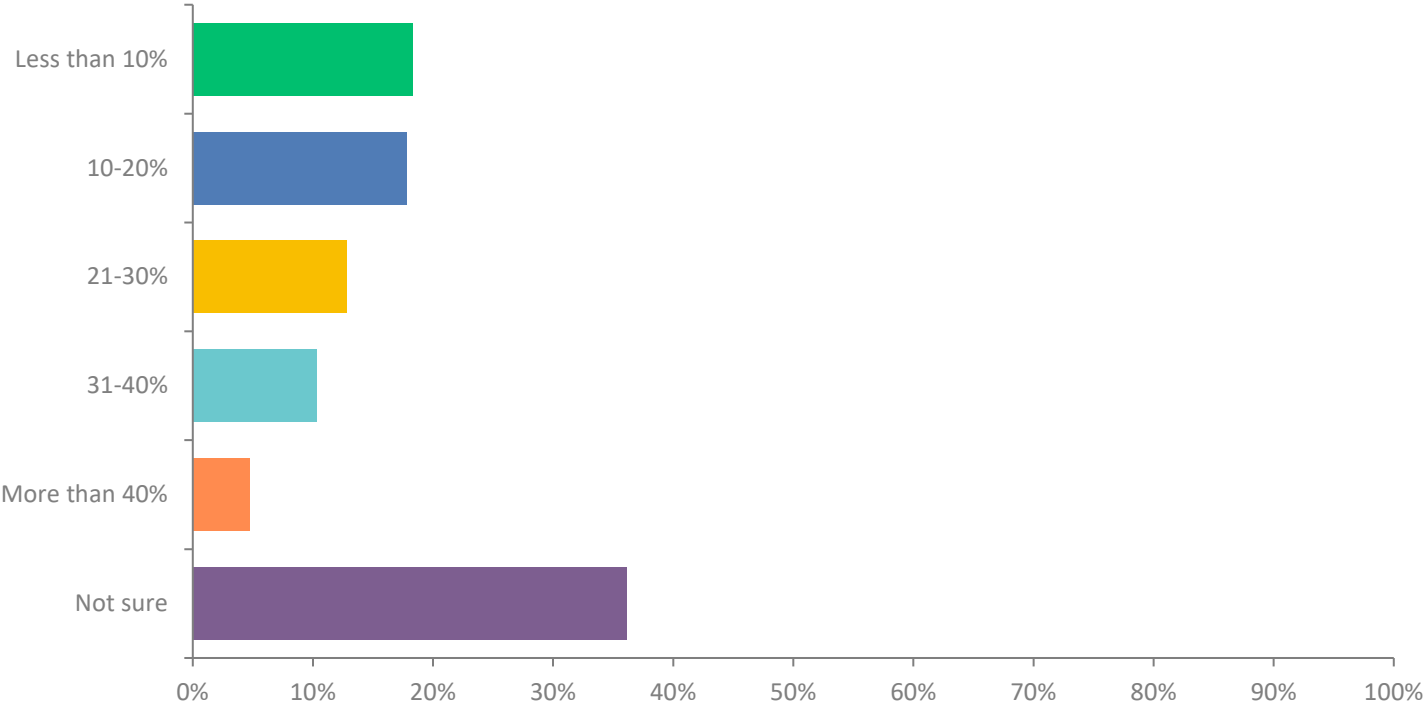
**Q18: Would you support a sliding scale tuition model based on income to ensure affordability?**

Answered: 411   Skipped: 488

ANSWER CHOICES	RESPONSES	
Yes	54.01%	222
No	9.98%	41
Maybe	36.01%	148
TOTAL		411

# Q19: What percentage of your family's income is spent on childcare?

Answered: 399 Skipped: 500



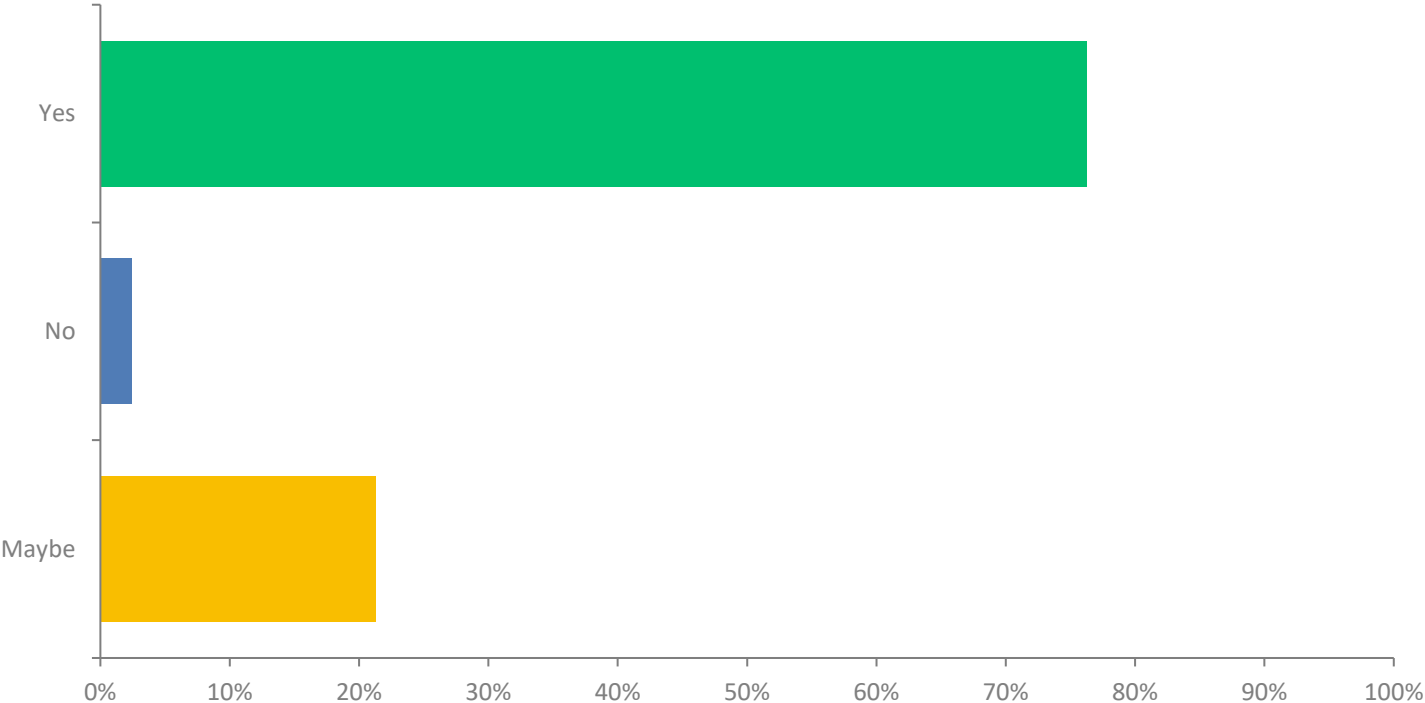
# Q19: What percentage of your family's income is spent on childcare?

Answered: 399   Skipped: 500

ANSWER CHOICES	RESPONSES	
Less than 10%	18.30%	73
10-20%	17.79%	71
21-30%	12.78%	51
31-40%	10.28%	41
More than 40%	4.76%	19
Not sure	36.09%	144
TOTAL		399

**Q20: Would you potentially be interested in a County childcare program offered as part of your employee benefits package?**

Answered: 413 Skipped: 486



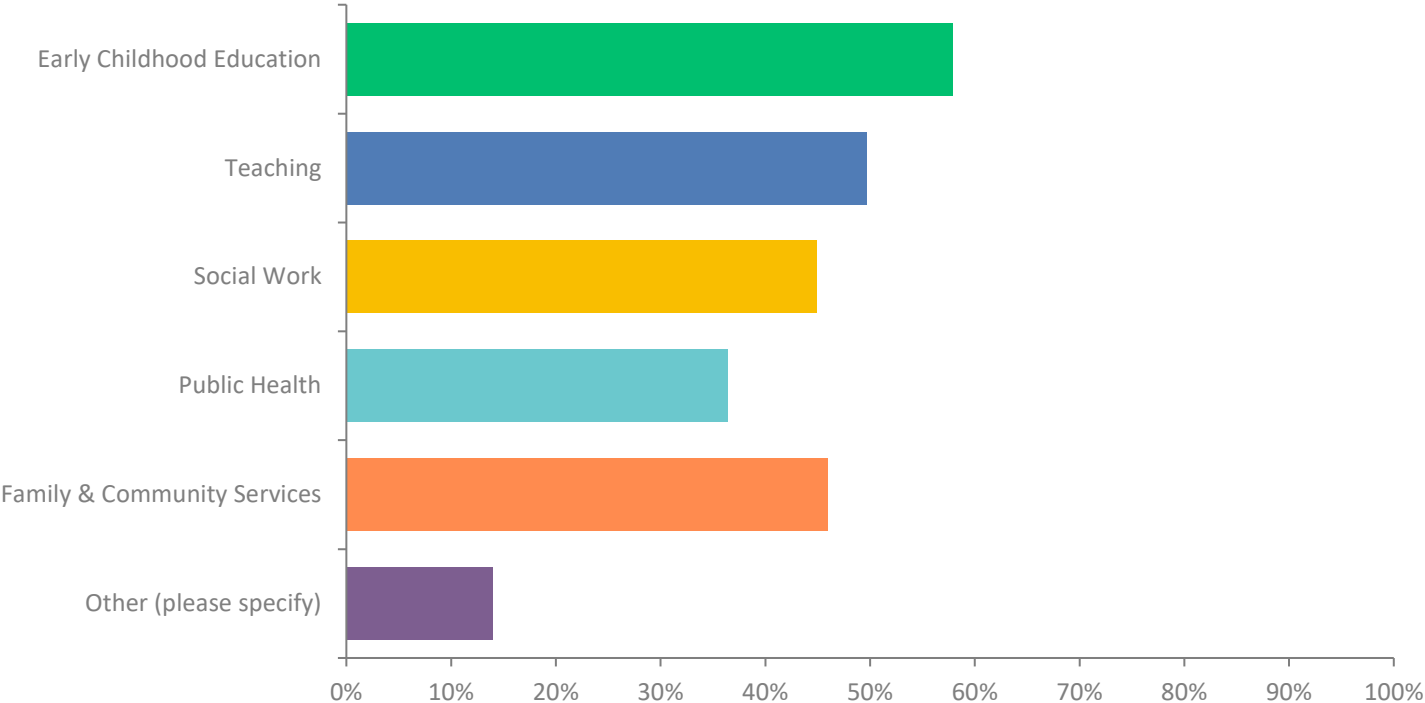
**Q20: Would you potentially be interested in a County childcare program offered as part of your employee benefits package?**

Answered: 413   Skipped: 486

ANSWER CHOICES	RESPONSES	
Yes	76.27%	315
No	2.42%	10
Maybe	21.31%	88
TOTAL		413

**Q21: Would you or someone you know be interested in a paid apprenticeship program for careers in: (Check all that apply)**

Answered: 459 Skipped: 440



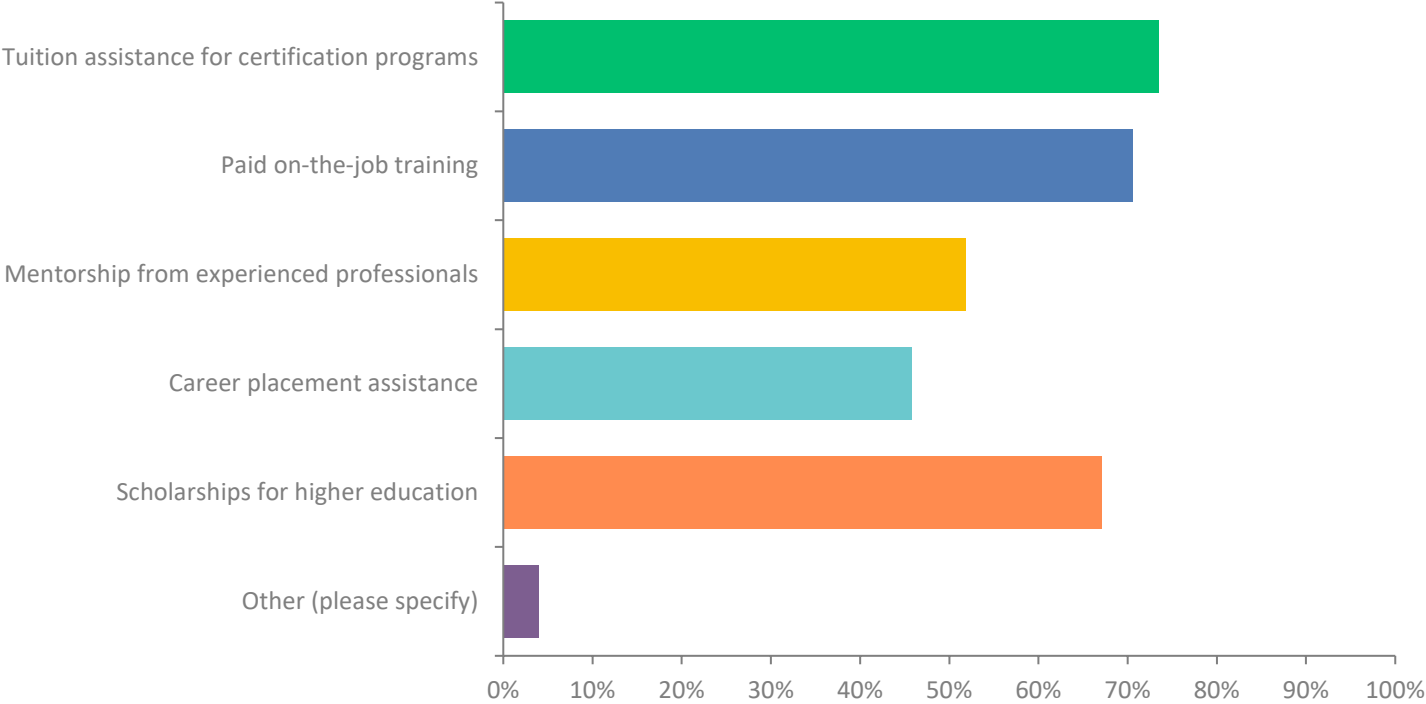
**Q21: Would you or someone you know be interested in a paid apprenticeship program for careers in: (Check all that apply)**

Answered: 459   Skipped: 440

ANSWER CHOICES	RESPONSES	
Early Childhood Education	57.95%	266
Teaching	49.67%	228
Social Work	44.88%	206
Public Health	36.38%	167
Family & Community Services	45.97%	211
Other (please specify)	13.94%	64
TOTAL		1142

# Q22: What workforce development opportunities would be most valuable? (Check all that apply)

Answered: 623   Skipped: 276



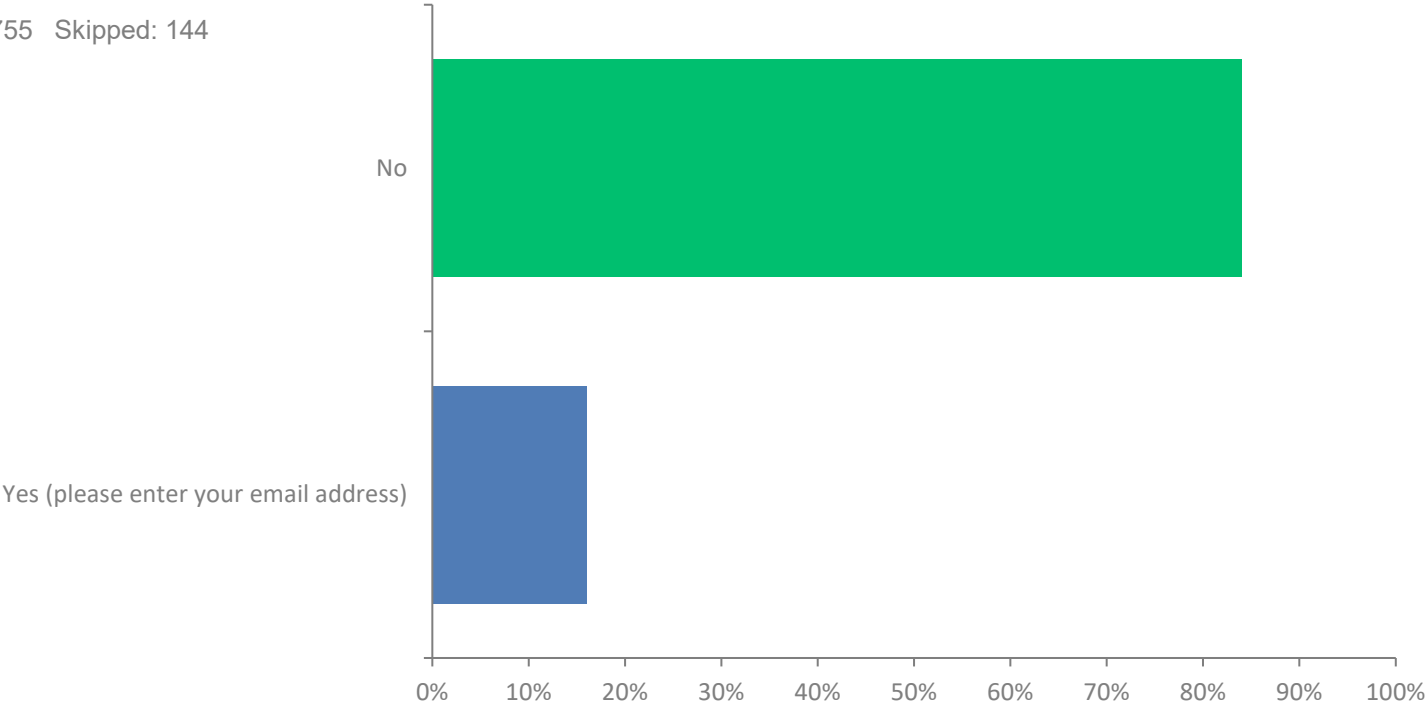
## Q22: What workforce development opportunities would be most valuable? (Check all that apply)

Answered: 623 Skipped: 276

ANSWER CHOICES	RESPONSES	
Tuition assistance for certification programs	73.52%	458
Paid on-the-job training	70.63%	440
Mentorship from experienced professionals	51.85%	323
Career placement assistance	45.75%	285
Scholarships for higher education	67.09%	418
Other (please specify)	4.01%	25
TOTAL		1949

**Q24: Would you be interested in participating in focus groups or further discussions about childcare needs?**

Answered: 755 Skipped: 144



**Q24: Would you be interested in participating in focus groups or further discussions about childcare needs?**

Answered: 755   Skipped: 144

ANSWER CHOICES	RESPONSES	
No	83.97%	634
Yes (please enter your email address)	16.03%	121
TOTAL		755