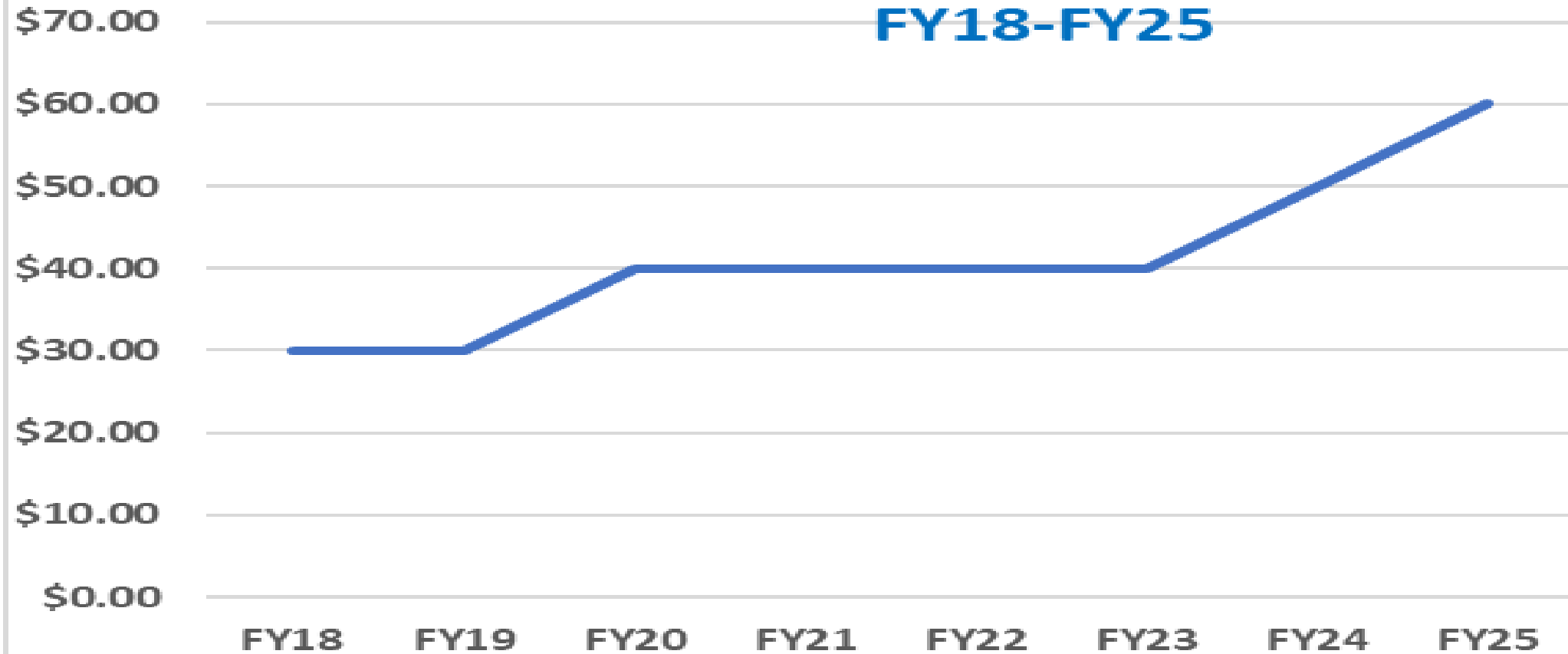


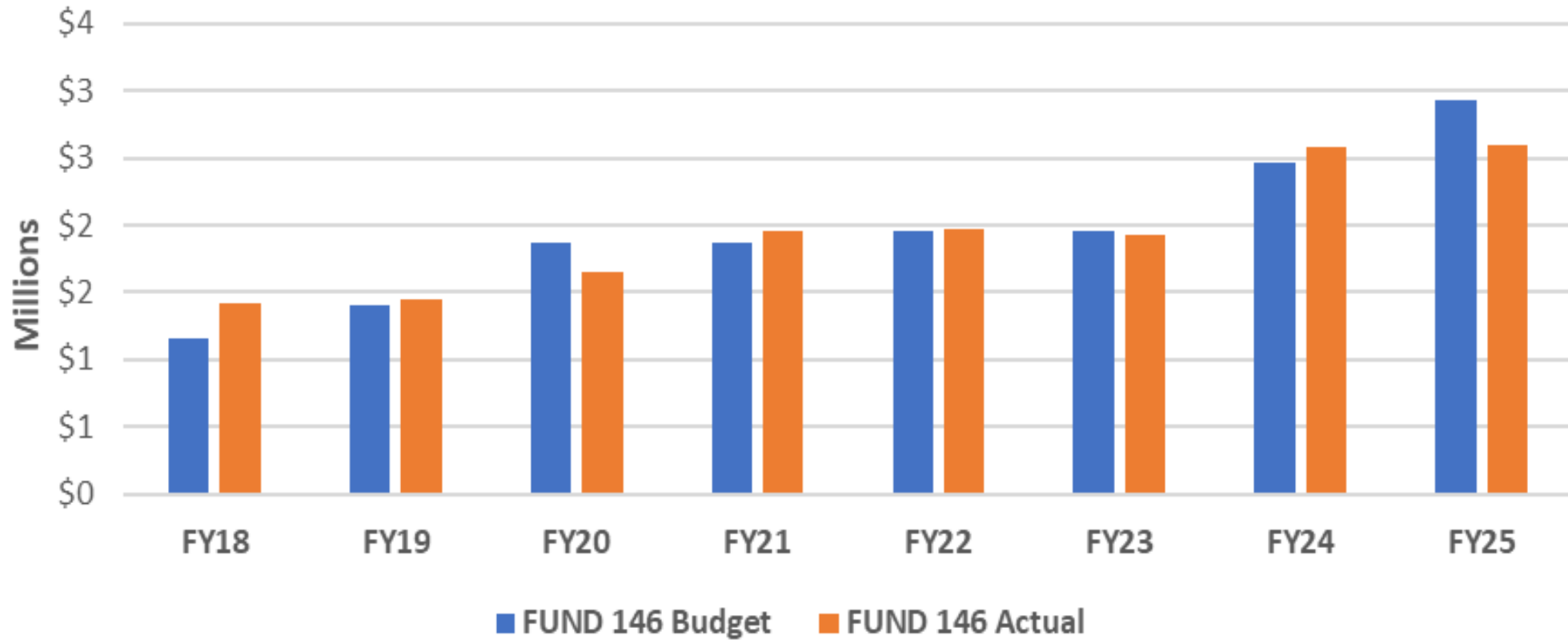


# History of Assessment & Infrastructure Surtax Revenues

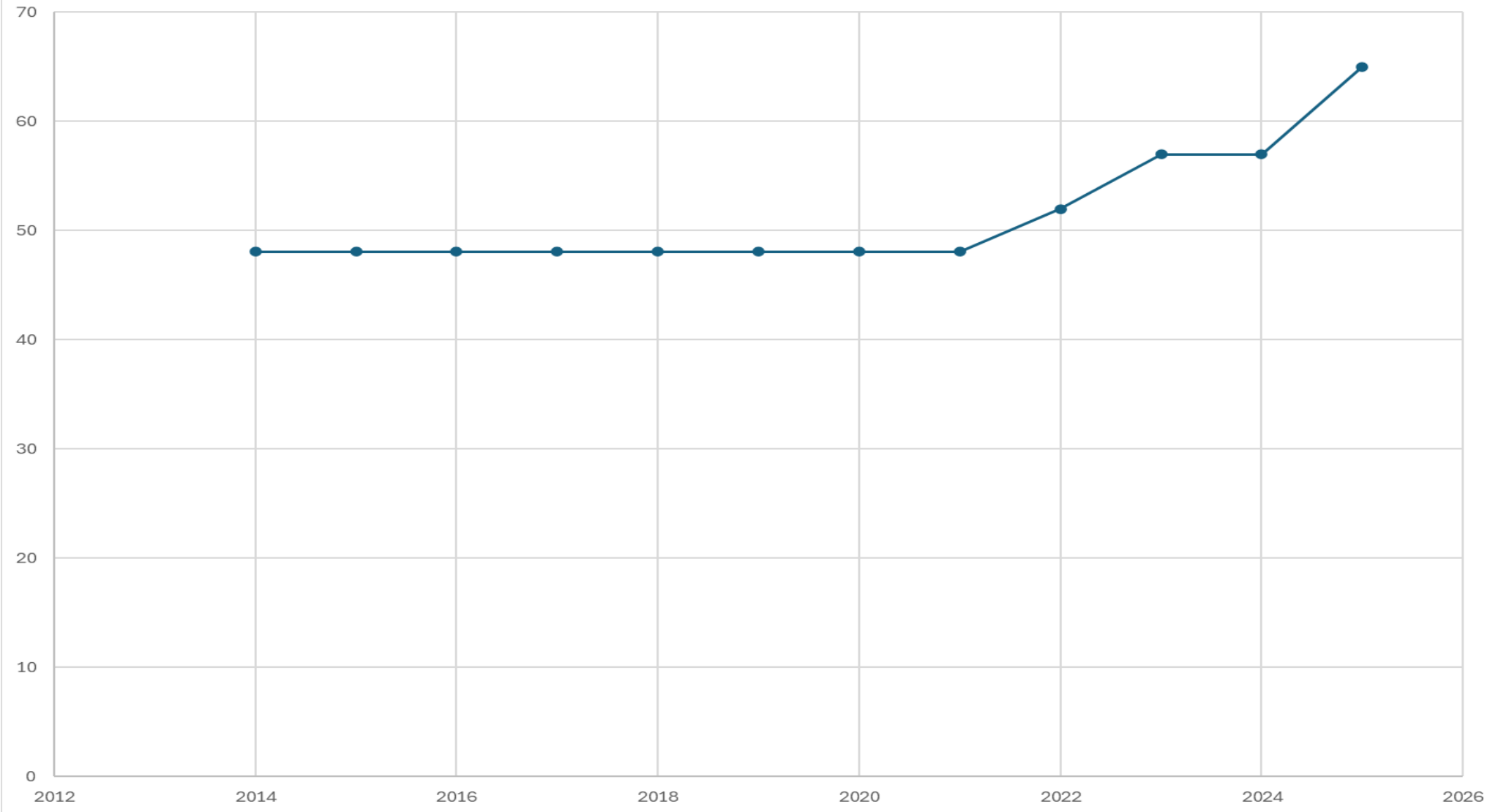
## Stormwater ERU Rate History FY18-FY25



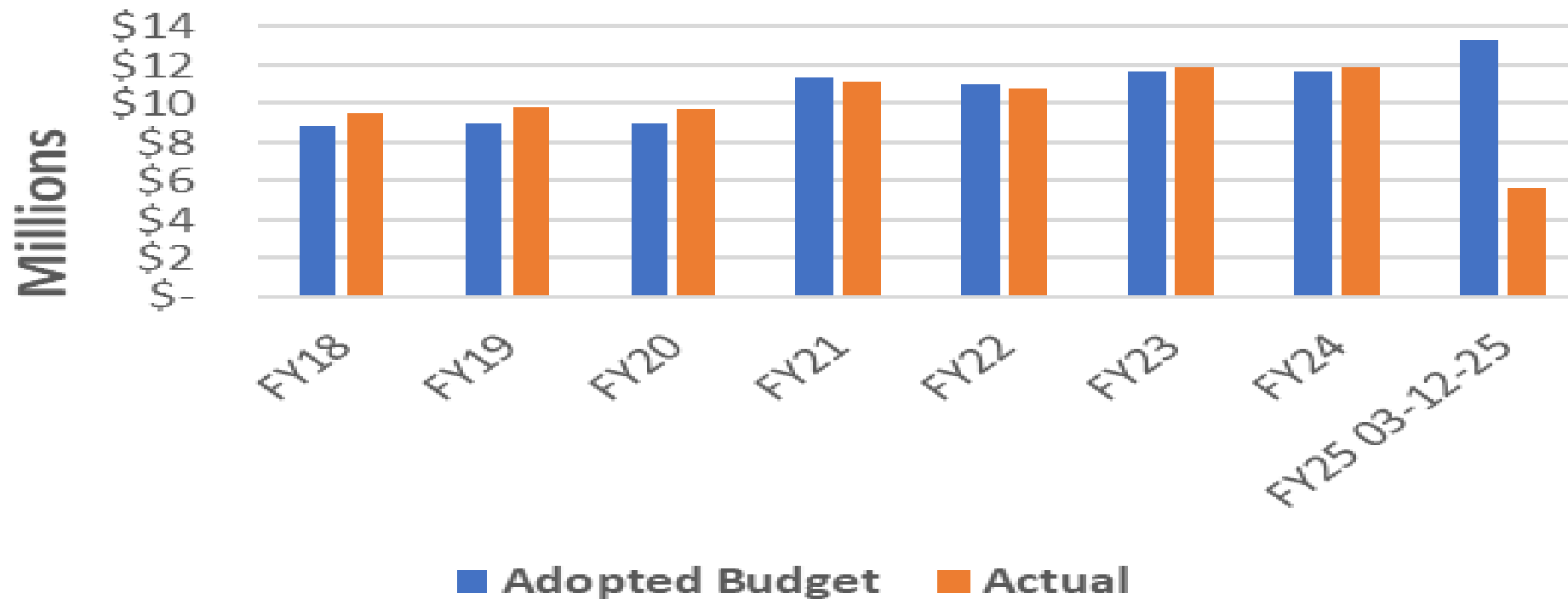
## Stormwater Assessment Revenues Budget vs. Actual FY18-FY25 (YTD 3-12-25)



Tipping Fee Per Ton

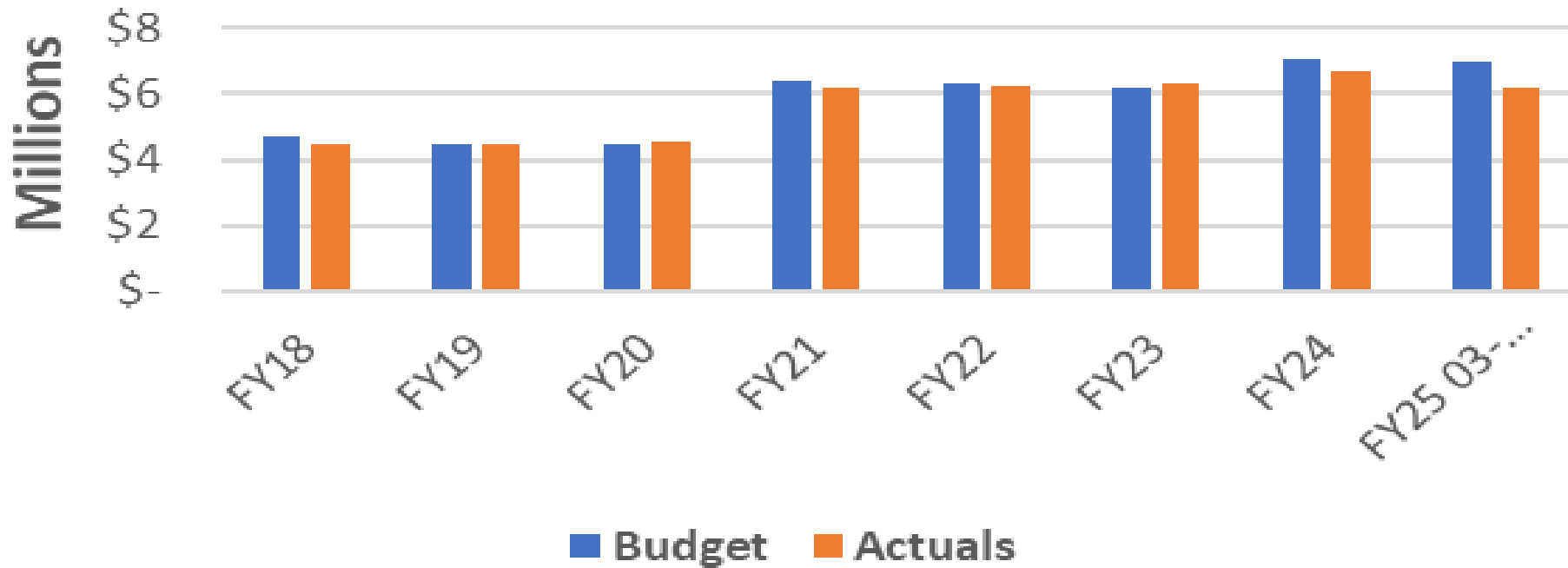


## Fund 400 Tipping Fee Revenues FY18-FY25 YTD

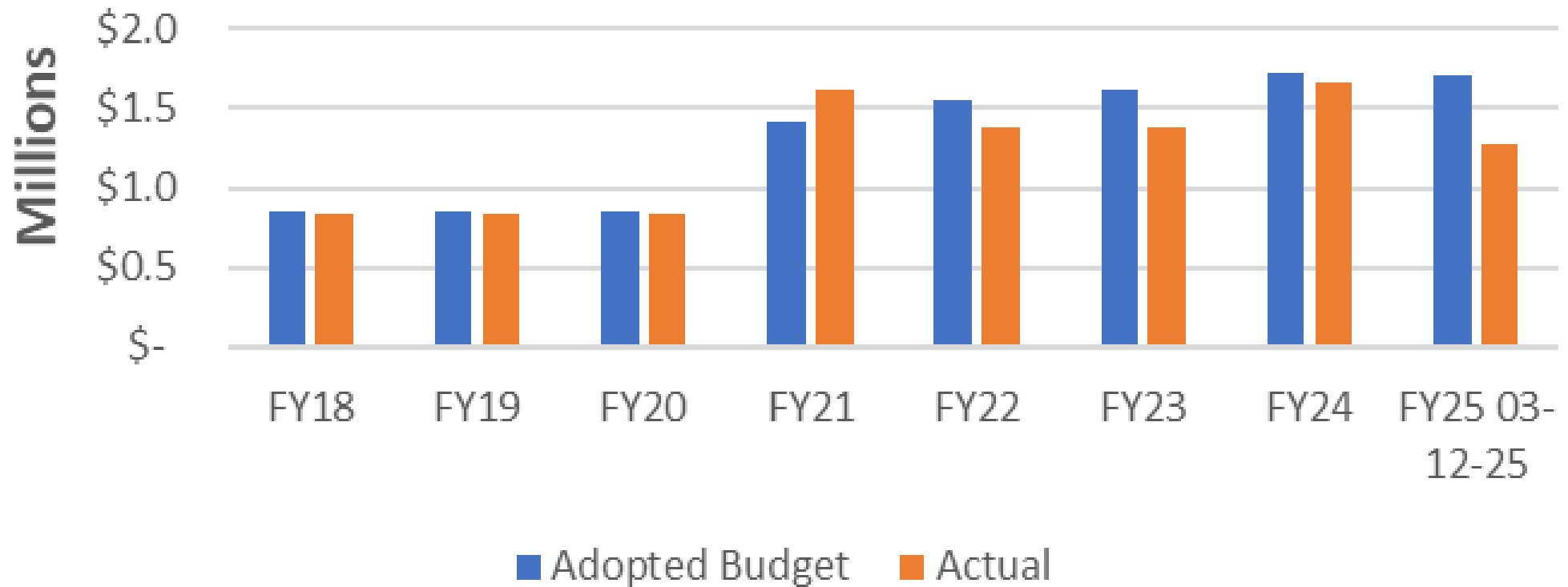


# Fund 148 MSBU Refuse Collection Revenues

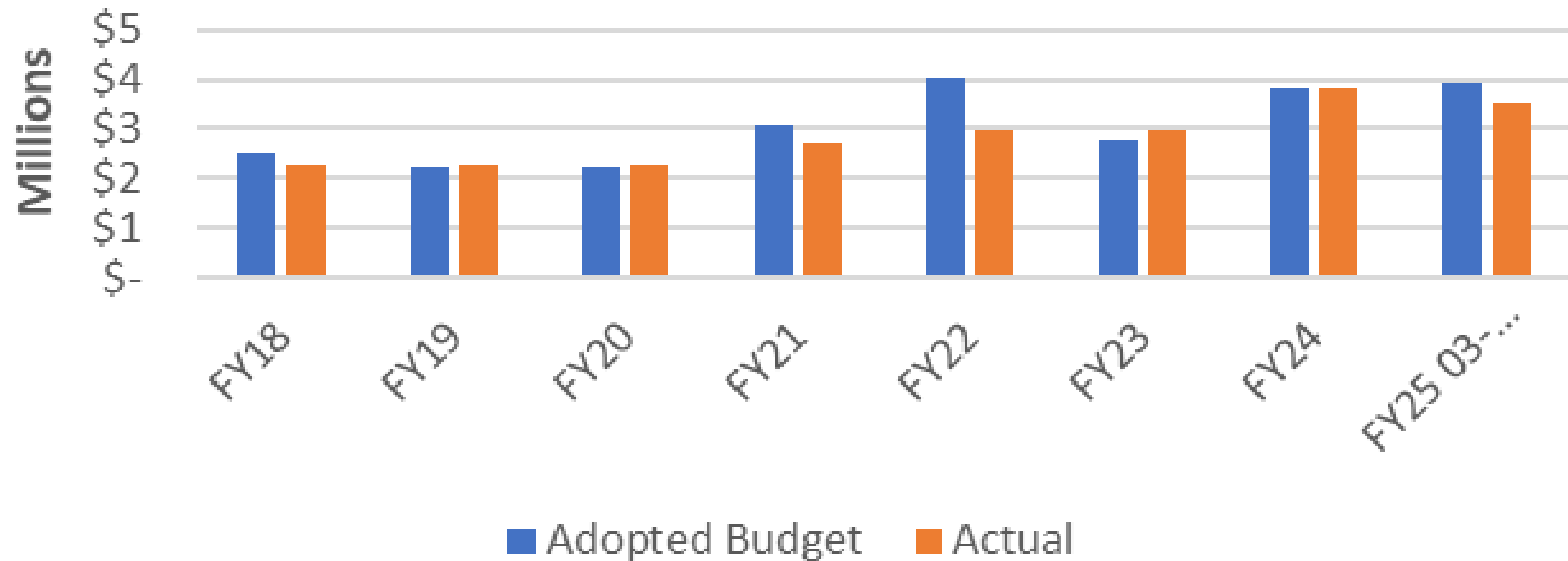
## FY18-FY25 YTD



## Fund 403 Collection Centers Revenues FY18-FY25 YTD

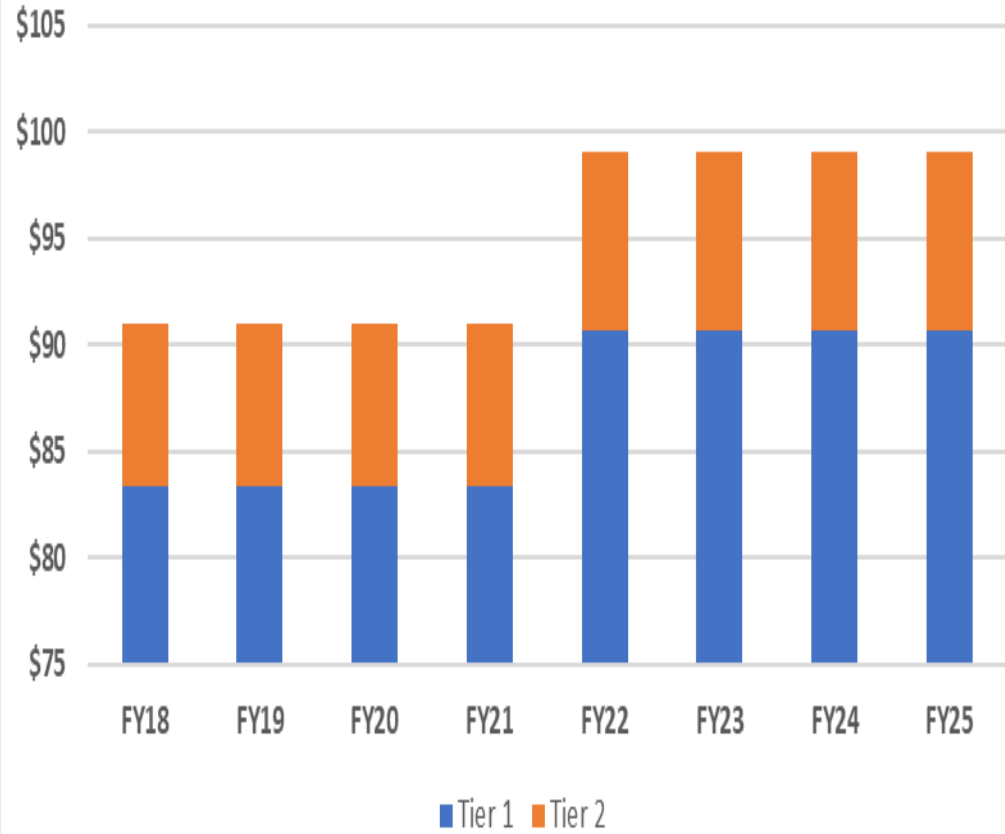


## Fund 405 Waste Management Collection Revenues FY18-FY25 YTD

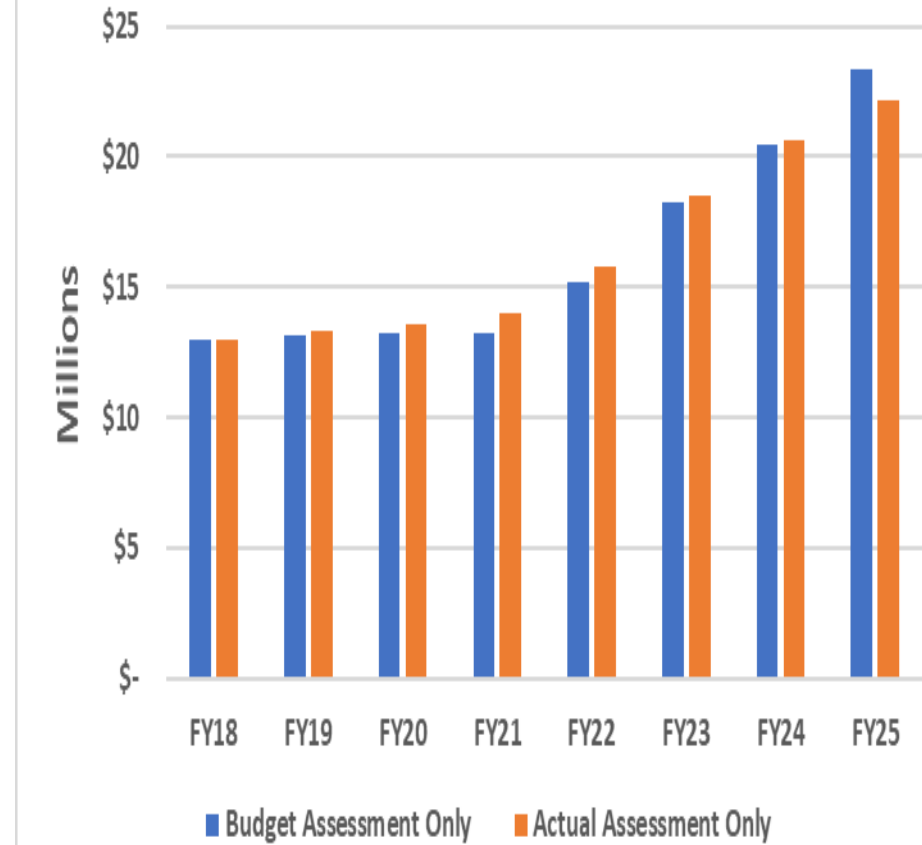




### Fire Assessments Rates FY18-FY25



### Fire Assessment FY18-FY25 Budget v. Actual



# One Cent Infrastructure Surtax

	<b>FY23 to FY24</b>
	<b>Actual Distribution</b>
<b>Alachua BoCC</b>	<b>\$ 57,878,446.28</b>
<b>Alachua</b>	<b>\$ 2,749,813.74</b>
<b>Archer</b>	<b>\$ 292,681.47</b>
<b>Gainesville</b>	<b>\$ 36,742,609.00</b>
<b>Hawthorne</b>	<b>\$ 375,298.43</b>
<b>High Springs</b>	<b>\$ 1,688,665.13</b>
<b>LaCrosse</b>	<b>\$ 76,164.64</b>
<b>Micanopy</b>	<b>\$ 166,715.53</b>
<b>Newberry</b>	<b>\$ 2,011,359.63</b>
<b>Waldo</b>	<b>\$ 221,118.90</b>
<b>Countywide Total</b>	<b>\$ 102,202,872.75</b>

<b>Bocc One Cent Surtax Portion</b>				
	<b>FY23</b>	<b>FY24</b>	<b>FY25</b>	<b>YTD 3-13-25</b>
<b>Fund 140 Revenue Surtax</b>	\$ 9,929,136.49	\$ 16,485,403.91	\$ 6,299,852.30	\$ 32,714,392.70
<b>Fund 140 Revenue Interest</b>	\$ 94,767.34	\$ 920,480.89	\$ 258,685.47	\$ 1,273,933.70
<b>Total Fund 140 Revenues</b>	<b>\$ 10,023,903.83</b>	<b>\$ 17,405,884.80</b>	<b>\$ 6,558,537.77</b>	<b>\$ 33,988,326.40</b>
<b>Fund 140 Parks Expense</b>		\$ 5,826,643.76	\$ 499,205.83	\$ 6,325,849.59
<b>Fund 140 Land Expense</b>		\$ 409,307.63	\$ 2,631,974.90	\$ 3,041,282.53
<b>Total Fund 140 Expenses</b>		<b>\$ 6,235,951.39</b>	<b>\$ 3,131,180.73</b>	<b>\$ 9,367,132.12</b>
<b>Fund 142 Revenue Surtax</b>	\$ 9,929,136.54	\$ 16,485,403.99	\$ 6,299,852.33	\$ 32,714,392.86
<b>Fund 142 Revenue Interest</b>	\$ 95,900.02	\$ 976,613.02	\$ 309,825.59	\$ 1,382,338.63
<b>Total Fund 142 Revenues</b>	<b>\$ 10,025,036.56</b>	<b>\$ 17,462,017.01</b>	<b>\$ 6,609,677.92</b>	<b>\$ 34,096,731.49</b>
<b>Fund 142 Workhouse Housing Expense</b>		\$ 45,907.20	\$ 35,382.97	\$ 81,290.17
<b>Fund 142 Road Expense</b>	\$ 15,385.88	\$ 3,444,988.23	\$ 1,599,884.29	\$ 5,060,258.40
<b>Total Fund 142 Expenses</b>	<b>\$ 15,385.88</b>	<b>\$ 3,490,895.43</b>	<b>\$ 1,635,267.26</b>	<b>\$ 5,141,548.57</b>