



CITY OF TALLAHASSEE

2024 Model Year Price Schedule

CONTRACT # 5179-MY24

ALAN JAY
FLEET SALES

5330 US HWY 27 SOUTH, SEBRING FL 33870

863-402-4234

chris.wilson@alanjay.com



**CITY OF
TALLAHASSEE**

July 2023 Market Update: Is there light at the end of the tunnel?

With the open of 2024 order banks, the auto industry appears to be emerging from the global supply chain shortages. We are being provided a positive outlook by some of our manufacturers while others are having a more difficult time.

- Toyota – Good allocation for full product line of 2024 vehicles, pricing to be released in August/September.
- Nissan – Good allocation for full product line of 2024 vehicles, all pricing is currently available
- Ford – Good allocation for full product line of 2024 vehicles, all pricing is currently available. Every vehicle order will have to be approved through the Ford Order Verification Program (FOVP). This requires a signed quote and Letter of Intent or a Signed PO for every order placed.
- Stellantis (Chrysler, Dodge, JEEP, RAM) – We will have limited offerings, but most pricing is currently available. Unfortunately, we will not have access to Promaster nor 3500/4500/5500 Chassis for municipal fleet once again for 2024 production.
- General Motors – The entire product line from GM is on what has been termed controlled allocation. This is unprecedented ideology in municipal fleet as we have never worried about allocation. As GM's largest volume municipal dealer in the US, Alan Jay is working diligently to obtain as much allocation as possible to fill your agency's needs. Though many GM vehicles have pricing released for 2024, we are still awaiting others.

The following is listing of 2024 production vehicles and associated equipment in conformance with our Sourcwell bid award. Please note that all models listed are not currently available & those without pricing indicated have yet to be published. Updates with additional pricing will follow.



**CITY OF
TALLAHASSEE**

“With willing hearts and skillful hands, the difficult we do at once, the impossible takes a bit longer.” - SeaBees



CITY OF TALLAHASSEE
FLEET MANAGEMENT ADMINISTRATION

January 14, 2022

Scott Wilson
Alan Jay Fleet Sales
5330 US Hwy 27 South
PO Box 9200
Sebring, Florida 33871

Re: Notice of Award to Alan Jay Automotive Management, Inc. d/b/a Alan Jay Fleet Sales
City of Tallahassee RFP No. 096-21-KM for Municipal Vehicles Cars, Vans, SUVs & Light Trucks
Contract No. 5179

Dear Scott:

This letter confirms that the proposal submitted by Alan Jay Automotive Management, Inc. d/b/a Alan Jay Fleet Sales which includes Alan Jay Ford in response to RFP 096-21-KM was accepted and awarded as of October 18, 2021. The City of Tallahassee has entered into an agreement with Alan Jay Automotive, Inc. under Agreement No. 5179 dated January 13, 2022, for New Municipal Vehicles, Cars, Vans, SUVs, and Light Trucks.

Alan Jay Automotive continues to be informative while providing professional and friendly service. We look forward to working with you and your team under the new Contract. Please let me know if you need any additional information and/or documentation.

Best regards,

Jeff Shepard

Jeff Shepard
Fleet Management Director

JS/kc

863-402-4234

chris.wilson@alanjay.com

ROW	MODEL CODE	MODEL DESCRIPTION	MSRP	CONTRACT PRICE
1	1MF26 2FL	2024 CHEVY BLAZER EV AWD 9C1 MARKED POLICE	\$56,000	\$58,273
1	1MF26 2FL	2025 CHEVY BLAZER EV AWD 9C1 MARKED POLICE	\$55,000	\$54,504
2	1MF26 2FL	2025 CHEVY BLAZER EV AWD 9C3 DETECTIVE POLICE	\$54,600	\$54,106
2	1MF26 2FL	2024 CHEVY BLAZER EV AWD 9C3 DETECTIVE POLICE	\$55,600	\$57,869
3	CC10706 1FL	2024 CHEVY TAHOE 2WD 9C1 POLICE	\$52,445	\$49,497
4	CK10706 1FL	2024 CHEVY TAHOE 4WD 9C1 POLICE	\$55,445	\$52,495
5	CK10706 1FL	2024 CHEVY TAHOE 4WD 5W4 SSV	\$54,745	\$53,419
8	CK10543 1WT	2024 CHEVY SILVERADO 1500 CREW CAB 4WD 9C1 POLICE 5.5' BED	TBA	TBA
10	CK10543 1WT	2024 CHEVY SILVERADO 1500 CREW CAB PICKUP 4WD 5W4 SSV 5.5' BED	\$52,287	\$51,850
11	1ZC69 1FL	2025 CHEVY MALIBU FWD LS FL	\$24,700	\$23,937
12	1ZC69 1LS	2025 CHEVY MALIBU FWD LS	\$25,800	\$25,048
13	1ZD69 1LT	2025 CHEVY MALIBU FWD LT	\$28,100	\$27,369
14	1ZF69 2LT	2025 CHEVY MALIBU FWD 2LT	\$31,500	\$30,802
15	1ZS69 1SP	2025 CHEVY MALIBU FWD RS	\$26,800	\$24,977
16	1TR58 1LS	2025 CHEVY TRAX FWD LS	\$20,400	\$20,833
17	1TU58 1LT	2025 CHEVY TRAX FWD LT	\$22,500	\$22,953
18	1TR56 1LS	2025 CHEVY TRAILBLAZER FWD LS	\$23,100	\$22,975
19	1TU56 1LT	2025 CHEVY TRAILBLAZER FWD LT	\$24,300	\$24,186
20	1TS56 1SA	2025 CHEVY TRAILBLAZER FWD ACTIV	\$27,700	\$27,618
21	1TV56 1LS	2025 CHEVY TRAILBLAZER AWD LS	\$25,100	\$24,994
22	1TW56 1LT	2025 CHEVY TRAILBLAZER AWD LT	\$26,300	\$26,205
23	1TW56 1SA	2025 CHEVY TRAILBLAZER AWD ACTIV	\$29,300	\$29,233
24	1PT26 1LT	2025 CHEVY EQUINOX FWD LT	\$28,600	\$27,568
25	1PR26 XDB	2025 CHEVY EQUINOX FWD ACTIV	\$33,000	\$31,962
26	1PS26 1RS	2025 CHEVY EQUINOX FWD RS	\$33,000	\$31,995
27	1PT26 2LT	2025 CHEVY EQUINOX AWD LT	\$30,600	\$29,565
28	1PR26 KDZ	2025 CHEVY EQUINOX AWD ACTIV	\$35,000	\$33,960
29	1PS26 2RS	2025 CHEVY EQUINOX AWD RS	\$35,000	\$33,960
30	1MM48 2RS	2025 CHEVY Equinox EV FWD RS	\$43,400	\$42,736
30	1MM48 2RS	2024 CHEVY Equinox EV FWD RS	\$47,600	\$48,026
31	1MB48 2LT	2024 CHEVY Equinox EV FWD LT	\$51,000	\$51,480
31	1MB48 2LT	2025 CHEVY Equinox EV FWD LT	\$33,600	\$33,014

CHEVY

863-402-4234

chris.wilson@alanjay.com

ROW	MODEL CODE	MODEL DESCRIPTION	MSRP	CONTRACT PRICE
32	1NK26 2LT	2025 CHEVY BLAZER FWD LT	\$35,400	\$34,079
33	1NR26 2LT	2024 CHEVY BLAZER AWD LT	\$38,100	\$36,992
33	1NR26 2LT	2025 CHEVY BLAZER AWD LT	\$38,100	\$36,776
34	1NK26 3LT	2024 CHEVY BLAZER FWD LT	\$35,400	\$34,296
34	1NK26 3LT	2025 CHEVY BLAZER FWD LT	\$39,300	\$37,974
35	1NR26 3LT	2025 CHEVY BLAZER AWD LT	\$42,000	\$40,671
36	1NL26 RS	2025 CHEVY BLAZER FWD RS	\$42,800	\$41,469
37	1NS26 RS	2025 CHEVY BLAZER AWD RS	\$45,700	\$44,364
38	1MC26 2LT	2025 CHEVY BLAZER EV AWD LT	\$47,600	\$47,128
38	1MC26 2LT	2024_ CHEVY BLAZER EV AWD LT	\$48,800	\$50,350
39	1MD26 RS	2024 CHEVY BLAZER EV AWD RS	\$53,200	\$56,524
39	1MD26 RS	2025 CHEVY BLAZER EV AWD RS	\$52,900	\$52,412
40	1LE56 1FL	2024 CHEVY TRAVERSE FWD LS FL	\$38,100	\$36,321
41	1LE56 1LS	2024 CHEVY TRAVERSE FWD LS	\$37,600	\$35,821
42	1LE56 2LS	2024 CHEVY TRAVERSE AWD LS	\$39,600	\$37,819
43	1LB56 1LT	2024 CHEVY TRAVERSE 2WD LT	\$40,000	\$38,218
44	1LB56 2LT	2024 CHEVY TRAVERSE AWD LT	\$42,000	\$40,216
45	CC10706 1FL	2024 CHEVY TAHOE 2WD COMMERCIAL	TBA	TBA
46	CK10706 1FL	2024 CHEVY TAHOE 4WD COMMERCIAL	TBA	TBA
47	CC10706 1LS	2024 CHEVY TAHOE 2WD LS	\$58,195	\$54,997
48	CK10706 1LS	2024 CHEVY TAHOE 4WD LS	\$61,195	\$57,966
49	CC10706 1LT	2024 CHEVY TAHOE 2WD LT	\$63,695	\$60,441
50	CK10706 1LT	2024 CHEVY TAHOE 4WD LT	\$66,695	\$63,410
51	CC10706 1LZ	2024 CHEVY TAHOE 2WD PREMIER	TBA	TBA
52	CK10706 1LZ	2024 CHEVY TAHOE 4WD PREMIER	TBA	TBA
53	CC10706 1SP	2024 CHEVY TAHOE 2WD RST	TBA	TBA
54	CK10706 1SP	2024 CHEVY TAHOE 4WD RST	TBA	TBA
55	CK10706 2Z7	2024 CHEVY TAHOE 4WD Z71	TBA	TBA
56	CC10906 1FL	2024 CHEVY SUBURBAN 1500 2WD COMMERCIAL	\$59,595	\$56,411
57	CK10906 1FL	2024 CHEVY SUBURBAN 1500 4WD COMMERCIAL	\$60,600	\$59,382
58	CC10906 1LS	2024 CHEVY SUBURBAN 1500 2WD LS	\$64,195	\$62,694
59	CK10906 1LS	2024 CHEVY SUBURBAN 1500 4WD LS	\$64,195	\$60,965

CHEVY

863-402-4234

chris.wilson@alanjay.com

ROW	MODEL CODE	MODEL DESCRIPTION	MSRP	CONTRACT PRICE
60	CC10906 1LT	2024 CHEVY SUBURBAN 1500 2WD LT	TBA	TBA
61	CK10906 1LT	2024 CHEVY SUBURBAN 1500 4WD LT	TBA	TBA
62	CC10906 1LZ	2024 CHEVY SUBURBAN 1500 2WD PREMIER	TBA	TBA
63	CK10906 1LZ	2024 CHEVY SUBURBAN 1500 4WD PREMIER	TBA	TBA
64	CC10906 1SP	2024 CHEVY SUBURBAN 1500 2WD RST	TBA	TBA
65	CK10906 1SP	2024 CHEVY SUBURBAN 1500 4WD RST	TBA	TBA
66	CK10906 2Z7	2024 CHEVY SUBURBAN 1500 4WD Z71	TBA	TBA
67	14C43 2WT	2024 CHEVY COLORADO CREW CAB PICKUP 2WD WT 5' BED	\$31,095	\$30,276
68	14C43 4WT	2024 CHEVY COLORADO CREW CAB PICKUP 4WD WT 5' BED	\$34,395	\$33,570
71	CG33903 1WT	2024 CHEVY EXPRESS 3500 COMMERCIAL CUTAWAY RWD DRW 177" WB 12,300 GVWR	\$38,200	\$35,298
72	CG33503 1WT	2024 CHEVY EXPRESS 3500 COMMERCIAL CUTAWAY RWD SRW 139" WB 9,900 GVWR	\$36,500	\$33,638
73	CG33803 1WT	2024 CHEVY EXPRESS 3500 COMMERCIAL CUTAWAY RWD SRW 159" WB 10,050 GVWR	\$38,500	\$35,591
75	CG33803 2WT	2024 CHEVY EXPRESS 4500 COMMERCIAL CUTAWAY RWD DRW 159" WB 14,200 GVWR	\$40,800	\$37,838
76	CG33903 2WT	2024 CHEVY EXPRESS 4500 COMMERCIAL CUTAWAY RWD DRW 177" WB 14,200 GVWR	\$41,000	\$38,033
77	CG23405 1WT	2024 CHEVY EXPRESS CARGO 2500 RWD 135" WB (NO REAR GLASS)	\$40,700	\$38,173
78	CG23705 1WT	2024 CHEVY EXPRESS CARGO 2500 RWD 155" WB (NO REAR GLASS)	\$42,600	\$40,029
81	CG33405 1WT	2024 CHEVY EXPRESS CARGO 3500 RWD 135" WB (NO REAR GLASS)	\$43,800	\$40,769
82	CG33705 1WT	2024 CHEVY EXPRESS CARGO 3500 RWD 155" WB (NO REAR GLASS)	\$44,600	\$41,550
85	CG23406 1LS	2024 CHEVY EXPRESS PASSENGER 2500 RWD 135" WB (12-PASSENGER BASE)	\$44,900	\$42,061
87	CG23406 1LT	2024 CHEVY EXPRESS PASSENGER 2500 RWD 135" WB (12-PASSENGER BASE)	\$47,000	\$44,057
89	CG33406 1LS	2024 CHEVY EXPRESS PASSENGER 3500 RWD 135" WB (12-PASSENGER BASE)	\$46,100	\$42,800
90	CG33706 1LS	2024 CHEVY EXPRESS PASSENGER 3500 RWD 155" WB (12-PASSENGER BASE)	\$46,900	\$44,014
93	CG33406 1LT	2024 CHEVY EXPRESS PASSENGER 3500 RWD 135" WB (12-PASSENGER BASE)	\$47,800	\$44,416
94	CG33706 1LT	2024 CHEVY EXPRESS PASSENGER 3500 RWD 155" WB (12-PASSENGER BASE)	\$48,600	\$45,631
97	CT35843 2WT	2025 CHEVY SILVERADO EV CREW CAB PICKUP 4WD 2WT STD RANGE 5' BED	\$57,000	\$56,863
98	CT35843 5WT	2025 CHEVY SILVERADO EV CREW CAB PICKUP 4WD 5WT EXT RANGE 5' BED	\$69,400	\$69,165
99	CT35843 8WT	2025 CHEVY SILVERADO EV CREW CAB PICKUP 4WD 8WT MAX RANGE 5' BED	\$77,700	\$77,400
100	CC10703 1WT	2024 CHEVY SILVERADO 1500 REGULAR CAB PICKUP 2WD WT 6.5' BED	\$36,800	\$37,673
100	CC10703 1WT	2025 CHEVY SILVERADO 1500 REGULAR CAB PICKUP 2WD WT 6.5' BED	\$37,000	\$36,877
101	CK10703 1WT	2025 CHEVY SILVERADO 1500 REGULAR CAB PICKUP 4WD WT 6.5' BED	\$41,600	\$40,820
101	CK10703 1WT	2024 CHEVY SILVERADO 1500 REGULAR CAB PICKUP 4WD WT 6.5' BED	\$41,400	\$41,652
103	CC10903 1WT	2024 CHEVY SILVERADO 1500 REGULAR CAB PICKUP 2WD WT 8' BED	\$37,000	\$37,874

CHEVY

863-402-4234

chris.wilson@alanjay.com

ROW	MODEL CODE	MODEL DESCRIPTION	MSRP	CONTRACT PRICE
103	CC10903 1WT	2025 CHEVY SILVERADO 1500 REGULAR CAB PICKUP 2WD WT 8' BED	\$37,200	\$37,077
105	CK10903 1WT	2024 CHEVY SILVERADO 1500 REGULAR CAB PICKUP 4WD WT 8' BED	\$41,600	\$41,854
105	CK10903 1WT	2025 CHEVY SILVERADO 1500 REGULAR CAB PICKUP 4WD WT 8' BED	\$41,800	\$41,019
107	CC10753 1WT	2025 CHEVY SILVERADO 1500 DOUBLE CAB PICKUP 2WD WT 6.5' BED	\$40,300	\$38,239
107	CC10753 1WT	2024 CHEVY SILVERADO 1500 DOUBLE CAB PICKUP 2WD WT 6.5' BED	\$40,100	\$39,047
109	CK10753 1WT	2025 CHEVY SILVERADO 1500 DOUBLE CAB PICKUP 4WD WT 6.5' BED	\$43,600	\$40,886
109	CK10753 1WT	2024 CHEVY SILVERADO 1500 DOUBLE CAB PICKUP 4WD WT 6.5' BED	\$43,400	\$41,719
111	CC10753 1CX	2025 CHEVY SILVERADO 1500 DOUBLE CAB PICKUP 2WD CUSTOM 6.5' BED	\$43,600	\$41,062
111	CC10753 1CX	2024 CHEVY SILVERADO 1500 DOUBLE CAB PICKUP 2WD CUSTOM 6.5' BED	\$43,600	\$42,098
112	CK10753 1CX	2025 CHEVY SILVERADO 1500 DOUBLE CAB PICKUP 4WD CUSTOM 6.5' BED	\$46,900	\$43,673
112	CK10753 1CX	2024 CHEVY SILVERADO 1500 DOUBLE CAB PICKUP 4WD CUSTOM 6.5' BED	\$46,900	\$44,733
113	CC10753 1LT	2025 CHEVY SILVERADO 1500 DOUBLE CAB PICKUP 2WD LT 6.5' BED	\$48,100	\$44,984
113	CC10753 1LT	2024 CHEVY SILVERADO 1500 DOUBLE CAB PICKUP 2WD LT 6.5' BED	\$48,000	\$45,959
114	CK10753 1LT	2025 CHEVY SILVERADO 1500 DOUBLE CAB PICKUP 4WD LT 6.5' BED	\$51,400	\$47,560
114	CK10753 1LT	2024 CHEVY SILVERADO 1500 DOUBLE CAB PICKUP 4WD LT 6.5' BED	\$50,100	\$47,377
115	CC10543 1WT	2024 CHEVY SILVERADO 1500 CREW CAB PICKUP 2WD WT 5.5' BED	\$42,500	\$41,354
115	CC10543 1WT	2025 CHEVY SILVERADO 1500 CREW CAB PICKUP 2WD WT 5.5' BED	\$42,700	\$40,525
117	CC10543 1CX	2024 CHEVY SILVERADO 1500 CREW CAB PICKUP 2WD CUSTOM 5.5' BED	\$45,900	\$44,279
117	CC10543 1CX	2025 CHEVY SILVERADO 1500 CREW CAB PICKUP 2WD CUSTOM 5.5' BED	\$45,900	\$43,223
118	CC10543 1LT	2024 CHEVY SILVERADO 1500 CREW CAB PICKUP 2WD LT 5.5' BED	\$50,400	\$48,213
118	CC10543 1LT	2025 CHEVY SILVERADO 1500 CREW CAB PICKUP 2WD LT 5.5' BED	\$50,500	\$47,218
119	CC10543 1LZ	2024 CHEVY SILVERADO 1500 CREW CAB PICKUP 2WD LTZ 5.5' BED	\$57,200	\$54,908
119	CC10543 1LZ	2025 CHEVY SILVERADO 1500 CREW CAB PICKUP 2WD LTZ 5.5' BED	\$57,700	\$54,240
120	CK10543 1WT	2025 CHEVY SILVERADO 1500 CREW CAB PICKUP 4WD WT 5.5' BED	\$46,000	\$43,172
120	CK10543 1WT	2024 CHEVY SILVERADO 1500 CREW CAB PICKUP 4WD WT 5.5' BED	\$45,800	\$44,026
122	CK10543 1CX	2024 CHEVY SILVERADO 1500 CREW CAB PICKUP 4WD CUSTOM 5.5' BED	\$49,300	\$47,015
122	CK10543 1CX	2025 CHEVY SILVERADO 1500 CREW CAB PICKUP 4WD CUSTOM 5.5' BED	\$49,300	\$45,933
123	CK10543 1LT	2024 CHEVY SILVERADO 1500 CREW CAB PICKUP 4WD LT 5.5' BED	\$53,700	\$50,814
123	CK10543 1LT	2025 CHEVY SILVERADO 1500 CREW CAB PICKUP 4WD LT 5.5' BED	\$53,800	\$49,793
124	CK10543 1LZ	2025 CHEVY SILVERADO 1500 CREW CAB PICKUP 4WD LTZ 5.5' BED	\$61,000	\$58,737
124	CK10543 1LZ	2024 CHEVY SILVERADO 1500 CREW CAB PICKUP 4WD LTZ 5.5' BED	\$60,500	\$57,509
125	CC10743 1WT	2024 CHEVY SILVERADO 1500 CREW CAB PICKUP 2WD WT 6.5' BED	\$42,800	\$41,656

CHEVY

863-402-4234

chris.wilson@alanjay.com

ROW	MODEL CODE	MODEL DESCRIPTION	MSRP	CONTRACT PRICE
125	CC10743 1WT	2025 CHEVY SILVERADO 1500 CREW CAB PICKUP 2WD WT 6.5' BED	\$43,000	\$40,824
126	CK10743 1WT	2025 CHEVY SILVERADO 1500 CREW CAB PICKUP 4WD WT 6.5' BED	\$46,300	\$43,471
126	CK10743 1WT	2024 CHEVY SILVERADO 1500 CREW CAB PICKUP 4WD WT 6.5' BED	\$46,100	\$44,328
127	CK10743 1CX	2024 CHEVY SILVERADO 1500 CREW CAB PICKUP 4WD CUSTOM 6.5' BED	\$52,100	\$49,801
129	CC10743 1LT	2024 CHEVY SILVERADO 1500 CREW CAB PICKUP 2WD LT 6.5' BED	\$50,700	\$48,508
129	CC10743 1LT	2025 CHEVY SILVERADO 1500 CREW CAB PICKUP 2WD LT 6.5' BED	\$50,800	\$47,510
132	CK10743 1LT	2024 CHEVY SILVERADO 1500 CREW CAB PICKUP 4WD LT 6.5' BED	\$54,000	\$51,109
132	CK10743 1LT	2025 CHEVY SILVERADO 1500 CREW CAB PICKUP 4WD LT 6.5' BED	\$54,100	\$50,086
133	CC20903 1WT	2024 CHEVY SILVERADO 2500HD REGULAR CAB PICKUP 2WD WT 8' BED	\$43,400	\$42,807
133	CC20903 1WT	2025 CHEVY SILVERADO 2500HD REGULAR CAB PICKUP 2WD WT 8' BED	\$45,300	\$43,628
135	CC20903 1LT	2024 CHEVY SILVERADO 2500HD REGULAR CAB PICKUP 2WD LT 8' BED	\$47,400	\$46,255
135	CC20903 1LT	2025 CHEVY SILVERADO 2500HD REGULAR CAB PICKUP 2WD LT 8' BED	\$49,100	\$47,271
137	CK20903 1WT	2024 CHEVY SILVERADO 2500HD REGULAR CAB PICKUP 4WD WT 8' BED	\$46,200	\$44,930
137	CK20903 1WT	2025 CHEVY SILVERADO 2500HD REGULAR CAB PICKUP 4WD WT 8' BED	\$48,100	\$46,163
139	CK20903 1LT	2024 CHEVY SILVERADO 2500HD REGULAR CAB PICKUP 4WD LT 8' BED	\$50,200	\$48,348
139	CK20903 1LT	2025 CHEVY SILVERADO 2500HD REGULAR CAB PICKUP 4WD LT 8' BED	\$51,900	\$49,364
141	CC20753 1WT	2024 CHEVY SILVERADO 2500HD DOUBLE CAB PICKUP 2WD WT 6.5' BED	\$45,100	\$43,302
141	CC20753 1WT	2025 CHEVY SILVERADO 2500HD DOUBLE CAB PICKUP 2WD WT 6.5' BED	\$47,000	\$44,534
143	CC20753 1LT	2025 CHEVY SILVERADO 2500HD DOUBLE CAB PICKUP 2WD LT 6.5' BED	\$51,100	\$48,041
143	CC20753 1LT	2024 CHEVY SILVERADO 2500HD DOUBLE CAB PICKUP 2WD LT 6.5' BED	\$49,400	\$47,024
145	CK20753 1WT	2025 CHEVY SILVERADO 2500HD DOUBLE CAB PICKUP 4WD WT 6.5' BED	\$49,800	\$46,657
145	CK20753 1WT	2024 CHEVY SILVERADO 2500HD DOUBLE CAB PICKUP 4WD WT 6.5' BED	\$47,900	\$45,425
147	CK20753 1LT	2025 CHEVY SILVERADO 2500HD DOUBLE CAB PICKUP 4WD LT 6.5' BED	\$53,900	\$50,134
147	CK20753 1LT	2024 CHEVY SILVERADO 2500HD DOUBLE CAB PICKUP 4WD LT 6.5' BED	\$52,200	\$49,766
149	CC20953 1WT	2024 CHEVY SILVERADO 2500HD DOUBLE CAB PICKUP 2WD WT 8' BED	\$45,300	\$43,500
149	CC20953 1WT	2025 CHEVY SILVERADO 2500HD DOUBLE CAB PICKUP 2WD WT 8' BED	\$47,200	\$44,732
151	CC20953 1LT	2024 CHEVY SILVERADO 2500HD DOUBLE CAB PICKUP 2WD LT 8' BED	\$49,600	\$47,220
151	CC20953 1LT	2025 CHEVY SILVERADO 2500HD DOUBLE CAB PICKUP 2WD LT 8' BED	\$51,300	\$48,237
153	CK20953 1WT	2024 CHEVY SILVERADO 2500HD DOUBLE CAB PICKUP 4WD WT 8' BED	\$48,100	\$45,623
153	CK20953 1WT	2025 CHEVY SILVERADO 2500HD DOUBLE CAB PICKUP 4WD WT 8' BED	\$50,000	\$46,855
155	CK20953 1LT	2024 CHEVY SILVERADO 2500HD DOUBLE CAB PICKUP 4WD LT 8' BED	\$52,400	\$49,313
155	CK20953 1LT	2025 CHEVY SILVERADO 2500HD DOUBLE CAB PICKUP 4WD LT 8' BED	\$54,100	\$50,330

CHEVY

863-402-4234

chris.wilson@alanjay.com

ROW	MODEL CODE	MODEL DESCRIPTION	MSRP	CONTRACT PRICE
157	CC20743 1WT	2024 CHEVY SILVERADO 2500HD CREW CAB PICKUP 2WD WT 6.5' BED	\$46,900	\$45,299
157	CC20743 1WT	2025 CHEVY SILVERADO 2500HD CREW CAB PICKUP 2WD WT 6.5' BED	\$48,800	\$46,532
159	CC20743 1LT	2024 CHEVY SILVERADO 2500HD CREW CAB PICKUP 2WD LT 6.5' BED	\$51,200	\$49,003
159	CC20743 1LT	2025 CHEVY SILVERADO 2500HD CREW CAB PICKUP 2WD LT 6.5' BED	\$52,900	\$50,019
161	CK20743 1WT	2024 CHEVY SILVERADO 2500HD CREW CAB PICKUP 4WD WT 6.5' BED	\$49,700	\$47,423
161	CK20743 1WT	2025 CHEVY SILVERADO 2500HD CREW CAB PICKUP 4WD WT 6.5' BED	\$51,600	\$48,655
163	CK20743 1LT	2024 CHEVY SILVERADO 2500HD CREW CAB PICKUP 4WD LT 6.5' BED	\$54,000	\$51,096
163	CK20743 1LT	2025 CHEVY SILVERADO 2500HD CREW CAB PICKUP 4WD LT 6.5' BED	\$55,700	\$52,112
165	CC20943 1WT	2024 CHEVY SILVERADO 2500HD CREW CAB PICKUP 2WD WT 8' BED	\$47,100	\$45,497
165	CC20943 1WT	2025 CHEVY SILVERADO 2500HD CREW CAB PICKUP 2WD WT 8' BED	\$49,000	\$46,730
167	CC20943 1LT	2025 CHEVY SILVERADO 2500HD CREW CAB PICKUP 2WD LT 8' BED	\$53,100	\$50,215
167	CC20943 1LT	2024 CHEVY SILVERADO 2500HD CREW CAB PICKUP 2WD LT 8' BED	\$51,400	\$49,199
169	CK20943 1WT	2024 CHEVY SILVERADO 2500HD CREW CAB PICKUP 4WD WT 8' BED	\$49,900	\$47,621
169	CK20943 1WT	2025 CHEVY SILVERADO 2500HD CREW CAB PICKUP 4WD WT 8' BED	\$51,800	\$48,853
171	CK20943 1LT	2024 CHEVY SILVERADO 2500HD CREW CAB PICKUP 4WD LT 8' BED	\$53,900	\$50,998
171	CK20943 1LT	2025 CHEVY SILVERADO 2500HD CREW CAB PICKUP 4WD LT 8' BED	\$55,900	\$52,308
173	CC30903 1WT	2025 CHEVY SILVERADO 3500HD REGULAR CAB PICKUP 2WD SRW WT 8' BED	\$46,500	\$44,805
173	CC30903 1WT	2024 CHEVY SILVERADO 3500HD REGULAR CAB PICKUP 2WD SRW WT 8' BED	\$44,600	\$43,995
175	CC30903 1LT	2024 CHEVY SILVERADO 3500HD REGULAR CAB PICKUP 2WD SRW LT 8' BED	\$48,600	\$47,430
175	CC30903 1LT	2025 CHEVY SILVERADO 3500HD REGULAR CAB PICKUP 2WD SRW LT 8' BED	\$50,300	\$47,994
177	CK30903 1WT	2024 CHEVY SILVERADO 3500HD REGULAR CAB PICKUP 4WD SRW WT 8' BED	\$47,400	\$46,119
177	CK30903 1WT	2025 CHEVY SILVERADO 3500HD REGULAR CAB PICKUP 4WD SRW WT 8' BED	\$49,300	\$46,908
179	CK30903 1LT	2025 CHEVY SILVERADO 3500HD REGULAR CAB PICKUP 4WD SRW LT 8' BED	\$53,100	\$50,067
179	CK30903 1LT	2024 CHEVY SILVERADO 3500HD REGULAR CAB PICKUP 4WD SRW LT 8' BED	\$51,400	\$49,523
181	CC30953 1WT	2025 CHEVY SILVERADO 3500HD DOUBLE CAB PICKUP 2WD SRW WT 8' BED	\$48,400	\$45,491
181	CC30953 1WT	2024 CHEVY SILVERADO 3500HD DOUBLE CAB PICKUP 2WD SRW WT 8' BED	\$46,500	\$44,687
183	CC30953 1LT	2024 CHEVY SILVERADO 3500HD DOUBLE CAB PICKUP 2WD SRW LT 8' BED	\$50,800	\$48,395
183	CC30953 1LT	2025 CHEVY SILVERADO 3500HD DOUBLE CAB PICKUP 2WD SRW LT 8' BED	\$52,500	\$48,950
185	CK30953 1WT	2025 CHEVY SILVERADO 3500HD DOUBLE CAB PICKUP 4WD SRW WT 8' BED	\$51,200	\$47,594
185	CK30953 1WT	2024 CHEVY SILVERADO 3500HD DOUBLE CAB PICKUP 4WD SRW WT 8' BED	\$49,300	\$46,810
186	CK30953 1LT	2024 CHEVY SILVERADO 3500HD DOUBLE CAB PICKUP 4WD SRW LT 8' BED	\$53,600	\$50,488
186	CK30953 1LT	2025 CHEVY SILVERADO 3500HD DOUBLE CAB PICKUP 4WD SRW LT 8' BED	\$55,300	\$51,023

CHEVY

863-402-4234

chris.wilson@alanjay.com

ROW	MODEL CODE	MODEL DESCRIPTION	MSRP	CONTRACT PRICE
188	CC30743 1WT	2024 CHEVY SILVERADO 3500HD CREW CAB PICKUP 2WD SRW WT 6.5' BED	\$48,100	\$46,487
188	CC30743 1WT	2025 CHEVY SILVERADO 3500HD CREW CAB PICKUP 2WD SRW WT 6.5' BED	\$50,000	\$47,274
190	CC30743 1LT	2024 CHEVY SILVERADO 3500HD CREW CAB PICKUP 2WD SRW LT 6.5' BED	\$52,400	\$50,178
190	CC30743 1LT	2025 CHEVY SILVERADO 3500HD CREW CAB PICKUP 2WD SRW LT 6.5' BED	\$54,100	\$50,716
192	CK30743 1WT	2024 CHEVY SILVERADO 3500HD CREW CAB PICKUP 4WD SRW WT 6.5' BED	\$50,900	\$48,611
192	CK30743 1WT	2025 CHEVY SILVERADO 3500HD CREW CAB PICKUP 4WD SRW WT 6.5' BED	\$52,800	\$49,378
194	CK30743 1LT	2024 CHEVY SILVERADO 3500HD CREW CAB PICKUP 4WD SRW LT 6.5' BED	\$55,200	\$52,271
194	CK30743 1LT	2025 CHEVY SILVERADO 3500HD CREW CAB PICKUP 4WD SRW LT 6.5' BED	\$56,900	\$52,789
196	CC30943 1WT	2024 CHEVY SILVERADO 3500HD CREW CAB PICKUP 2WD SRW WT 8' BED	\$48,300	\$46,685
196	CC30943 1WT	2025 CHEVY SILVERADO 3500HD CREW CAB PICKUP 2WD SRW WT 8' BED	\$50,200	\$47,470
199	CC30943 1LT	2025 CHEVY SILVERADO 3500HD CREW CAB PICKUP 2WD SRW LT 8' BED	\$54,300	\$50,910
199	CC30943 1LT	2024 CHEVY SILVERADO 3500HD CREW CAB PICKUP 2WD SRW LT 8' BED	\$52,600	\$50,373
201	CK30943 1WT	2024 CHEVY SILVERADO 3500HD CREW CAB PICKUP 4WD SRW WT 8' BED	\$51,100	\$48,809
201	CK30943 1WT	2025 CHEVY SILVERADO 3500HD CREW CAB PICKUP 4WD SRW WT 8' BED	\$53,000	\$49,574
203	CK30943 1LT	2025 CHEVY SILVERADO 3500HD CREW CAB PICKUP 4WD SRW LT 8' BED	\$57,100	\$52,983
203	CK30943 1LT	2024 CHEVY SILVERADO 3500HD CREW CAB PICKUP 4WD SRW LT 8' BED	\$55,400	\$52,466
205	CC30903 1WT	2025 CHEVY SILVERADO 3500HD REGULAR CAB PICKUP 2WD DRW WT 8' BED	\$47,700	\$45,982
205	CC30903 1WT	2024 CHEVY SILVERADO 3500HD REGULAR CAB PICKUP 2WD DRW WT 8' BED	\$45,800	\$45,183
207	CC30903 1LT	2024 CHEVY SILVERADO 3500HD REGULAR CAB PICKUP 2WD DRW LT 8' BED	\$50,000	\$48,801
207	CC30903 1LT	2025 CHEVY SILVERADO 3500HD REGULAR CAB PICKUP 2WD DRW LT 8' BED	\$51,700	\$49,351
209	CK30903 1WT	2025 CHEVY SILVERADO 3500HD REGULAR CAB PICKUP 4WD DRW WT 8' BED	\$50,500	\$48,086
209	CK30903 1WT	2024 CHEVY SILVERADO 3500HD REGULAR CAB PICKUP 4WD DRW WT 8' BED	\$48,600	\$47,307
211	CK30903 1LT	2025 CHEVY SILVERADO 3500HD REGULAR CAB PICKUP 4WD DRW LT 8' BED	\$54,500	\$51,425
211	CK30903 1LT	2024 CHEVY SILVERADO 3500HD REGULAR CAB PICKUP 4WD DRW LT 8' BED	\$52,800	\$50,893
213	CC30953 1WT	2024 CHEVY SILVERADO 3500HD DOUBLE CAB PICKUP 2WD DRW WT 8' BED	\$47,700	\$45,875
213	CC30953 1WT	2025 CHEVY SILVERADO 3500HD DOUBLE CAB PICKUP 2WD DRW WT 8' BED	\$49,600	\$46,668
215	CC30953 1LT	2024 CHEVY SILVERADO 3500HD DOUBLE CAB PICKUP 2WD DRW LT 8' BED	\$52,200	\$49,766
215	CC30953 1LT	2025 CHEVY SILVERADO 3500HD DOUBLE CAB PICKUP 2WD DRW LT 8' BED	\$53,900	\$50,308
217	CK30953 1WT	2024 CHEVY SILVERADO 3500HD DOUBLE CAB PICKUP 4WD DRW WT 8' BED	\$50,500	\$47,999
217	CK30953 1WT	2025 CHEVY SILVERADO 3500HD DOUBLE CAB PICKUP 4WD DRW WT 8' BED	\$52,400	\$48,771
219	CK30953 1LT	2024 CHEVY SILVERADO 3500HD DOUBLE CAB PICKUP 4WD DRW LT 8' BED	\$55,000	\$51,859
219	CK30953 1LT	2025 CHEVY SILVERADO 3500HD DOUBLE CAB PICKUP 4WD DRW LT 8' BED	\$56,700	\$52,381

CHEVY

863-402-4234

chris.wilson@alanjay.com

ROW	MODEL CODE	MODEL DESCRIPTION	MSRP	CONTRACT PRICE
221	CC30943 1WT	2024 CHEVY SILVERADO 3500HD CREW CAB PICKUP 2WD DRW WT 8' BED	\$49,500	\$47,873
221	CC30943 1WT	2025 CHEVY SILVERADO 3500HD CREW CAB PICKUP 2WD DRW WT 8' BED	\$51,400	\$48,647
223	CC30943 1LT	2025 CHEVY SILVERADO 3500HD CREW CAB PICKUP 2WD DRW LT 8' BED	\$55,700	\$52,268
223	CC30943 1LT	2024 CHEVY SILVERADO 3500HD CREW CAB PICKUP 2WD DRW LT 8' BED	\$54,000	\$51,744
225	CK30943 1WT	2025 CHEVY SILVERADO 3500HD CREW CAB PICKUP 4WD DRW WT 8' BED	\$54,200	\$50,751
225	CK30943 1WT	2024 CHEVY SILVERADO 3500HD CREW CAB PICKUP 4WD DRW WT 8' BED	\$52,300	\$49,781
227	CK30943 1LT	2025 CHEVY SILVERADO 3500HD CREW CAB PICKUP 4WD DRW LT 8' BED	\$58,500	\$54,341
227	CK30943 1LT	2024 CHEVY SILVERADO 3500HD CREW CAB PICKUP 4WD DRW LT 8' BED	\$56,800	\$53,621
229	CC31003 1WT	2025 CHEVY SILVERADO 3500HD REGULAR CAB CHASSIS 2WD DRW WT 60" CA	\$45,700	\$43,914
229	CC31003 1WT	2024 CHEVY SILVERADO 3500HD REGULAR CAB CHASSIS 2WD DRW WT 60" CA	\$43,700	\$42,997
231	CC31003 1LT	2024 CHEVY SILVERADO 3500HD REGULAR CAB CHASSIS 2WD DRW LT 60" CA	\$47,800	\$46,539
231	CC31003 1LT	2025 CHEVY SILVERADO 3500HD REGULAR CAB CHASSIS 2WD DRW LT 60" CA	\$49,700	\$47,305
233	CK31003 1WT	2025 CHEVY SILVERADO 3500HD REGULAR CAB CHASSIS 4WD DRW WT 60" CA	\$48,500	\$46,017
233	CK31003 1WT	2024 CHEVY SILVERADO 3500HD REGULAR CAB CHASSIS 4WD DRW WT 60" CA	\$46,500	\$45,120
235	CK31003 1LT	2024 CHEVY SILVERADO 3500HD REGULAR CAB CHASSIS 4WD DRW LT 60" CA	\$50,600	\$48,631
235	CK31003 1LT	2025 CHEVY SILVERADO 3500HD REGULAR CAB CHASSIS 4WD DRW LT 60" CA	\$52,500	\$49,378
237	CC31403 1WT	2024 CHEVY SILVERADO 3500HD REGULAR CAB CHASSIS 2WD DRW WT 84" CA	\$43,900	\$43,195
237	CC31403 1WT	2025 CHEVY SILVERADO 3500HD REGULAR CAB CHASSIS 2WD DRW WT 84" CA	\$45,900	\$44,110
239	CC31403 1LT	2024 CHEVY SILVERADO 3500HD REGULAR CAB CHASSIS 2WD DRW LT 84" CA	\$48,000	\$46,734
239	CC31403 1LT	2025 CHEVY SILVERADO 3500HD REGULAR CAB CHASSIS 2WD DRW LT 84" CA	\$49,900	\$47,499
241	CK31403 1WT	2025 CHEVY SILVERADO 3500HD REGULAR CAB CHASSIS 4WD DRW WT 84" CA	\$48,700	\$46,213
241	CK31403 1WT	2024 CHEVY SILVERADO 3500HD REGULAR CAB CHASSIS 4WD DRW WT 84" CA	\$46,700	\$45,318
243	CK31403 1LT	2024 CHEVY SILVERADO 3500HD REGULAR CAB CHASSIS 4WD DRW LT 84" CA	\$50,800	\$48,827
243	CK31403 1LT	2025 CHEVY SILVERADO 3500HD REGULAR CAB CHASSIS 4WD DRW LT 84" CA	\$52,700	\$49,572
245	CC31043 1WT	2025 CHEVY SILVERADO 3500HD CREW CAB PICKUP 2WD DRW WT 84" CA	\$49,400	\$47,007
245	CC31043 1WT	2024 CHEVY SILVERADO 3500HD CREW CAB PICKUP 2WD DRW WT 84" CA	\$47,400	\$46,119
247	CC31043 1LT	2024 CHEVY SILVERADO 3500HD CREW CAB CHASSIS 2WD DRW LT 60" CA	\$51,800	\$49,914
247	CC31043 1LT	2025 CHEVY SILVERADO 3500HD CREW CAB CHASSIS 2WD DRW LT 60" CA	\$53,700	\$50,649
249	CK31043 1WT	2025 CHEVY SILVERADO 3500HD CREW CAB CHASSIS 4WD DRW WT 60" CA	\$52,200	\$49,110
249	CK31043 1WT	2024 CHEVY SILVERADO 3500HD CREW CAB CHASSIS 4WD DRW WT 60" CA	\$50,200	\$48,242
251	CK31043 1LT	2025 CHEVY SILVERADO 3500HD CREW CAB CHASSIS 4WD DRW LT 60" CA	\$56,500	\$52,722
251	CK31043 1LT	2024 CHEVY SILVERADO 3500HD CREW CAB CHASSIS 4WD DRW LT 60" CA	\$54,600	\$52,007

CHEVY

863-402-4234

chris.wilson@alanjay.com

ROW	MODEL CODE	MODEL DESCRIPTION	MSRP	CONTRACT PRICE
253	CC56403 1WT	2024 CHEVY SILVERADO 4500MD REGULAR CAB CHASSIS 2WD (R7M) 60" CA	\$59,535	\$56,640
254	CK56403 1WT	2024 CHEVY SILVERADO 4500MD REGULAR CAB CHASSIS 4WD (R7M) 84" CA	\$62,535	\$59,603
255	CC56403 1LT	2024 CHEVY SILVERADO 4500MD REGULAR CAB CHASSIS 2WD (R7M) 60" CA	\$63,785	\$60,838
256	CK56403 1LT	2024 CHEVY SILVERADO 4500MD REGULAR CAB CHASSIS 4WD (R7M) 84" CA	\$66,785	\$63,801
257	CC56403 1WT	2024 CHEVY SILVERADO 5500MD REGULAR CAB CHASSIS 2WD (R7N) 60" CA	\$60,635	\$56,605
258	CK56403 1WT	2024 CHEVY SILVERADO 5500MD REGULAR CAB CHASSIS 4WD (R7N) 84" CA	\$63,635	\$59,569
259	CC56403 1LT	2024 CHEVY SILVERADO 5500MD REGULAR CAB CHASSIS 2WD (R7N) 60" CA	\$64,885	\$60,803
260	CK56403 1LT	2024 CHEVY SILVERADO 5500MD REGULAR CAB CHASSIS 4WD (R7N) 84" CA	\$67,885	\$63,767
261	CC56403 1WT	2024 CHEVY SILVERADO 6500MD REGULAR CAB CHASSIS 2WD (R7P) 60" CA	\$64,820	\$59,505
262	CK56403 1WT	2024 CHEVY SILVERADO 6500MD REGULAR CAB CHASSIS 4WD (R7P) 84" CA	\$67,820	\$62,469
263	CC56403 1LT	2024 CHEVY SILVERADO 6500MD REGULAR CAB CHASSIS 2WD (R7P) 60" CA	\$69,070	\$63,702
264	CK56403 1LT	2024 CHEVY SILVERADO 6500MD REGULAR CAB CHASSIS 4WD (R7P) 84" CA	\$72,070	\$66,665
265	CC56043 1WT	2024 CHEVY SILVERADO 4500MD CREW CAB CHASSIS 2WD (R7M) 60" CA	\$63,155	\$60,215
266	CK56043 1WT	2024 CHEVY SILVERADO 4500MD CREW CAB CHASSIS 4WD (R7M) 60" CA	\$66,655	\$63,672
267	CC56043 1LT	2024 CHEVY SILVERADO 4500MD CREW CAB CHASSIS 2WD (R7M) 60" CA	\$68,405	\$65,402
268	CK56043 1LT	2024 CHEVY SILVERADO 4500MD CREW CAB CHASSIS 4WD (R7M) 60" CA	\$72,105	\$69,056
269	CC56043 1WT	2024 CHEVY SILVERADO 5500MD CREW CAB CHASSIS 2WD (R7N) 60" CA	\$64,255	\$60,181
270	CK56043 1WT	2024 CHEVY SILVERADO 5500MD CREW CAB CHASSIS 4WD (R7N) 60" CA	\$67,755	\$63,638
271	CC56043 1LT	2024 CHEVY SILVERADO 5500MD CREW CAB CHASSIS 2WD (R7N) 60" CA	\$69,505	\$65,366
272	CK56043 1LT	2024 CHEVY SILVERADO 5500MD CREW CAB CHASSIS 4WD (R7N) 60" CA	\$73,205	\$69,021
273	CC56043 1WT	2024 CHEVY SILVERADO 6500MD CREW CAB CHASSIS 2WD (R7P) 60" CA	\$68,440	\$63,081
274	CK56043 1WT	2024 CHEVY SILVERADO 6500MD CREW CAB CHASSIS 4WD (R7P) 60" CA	\$71,940	\$66,538
275	CC56043 1LT	2024 CHEVY SILVERADO 6500MD CREW CAB CHASSIS 2WD (R7P) 60" CA	\$73,690	\$68,266
276	CK56043 1LT	2024 CHEVY SILVERADO 6500MD CREW CAB CHASSIS 4WD (R7P) 60" CA	\$77,390	\$71,921
277	CP11003 1WT	2025 CHEVY 3500 HG LCF GAS REGULAR CAB CHASSIS 2WD 109" WB WT 86" CA	\$60,815	\$47,646
278	CP12003 1WT	2025 CHEVY 3500 HG LCF GAS REGULAR CAB CHASSIS 2WD 132" WB WT 110" CA	\$61,675	\$48,361
279	CP13003 1WT	2025 CHEVY 3500 HG LCF GAS REGULAR CAB CHASSIS 2WD 150" WB WT 127" CA	\$62,890	\$49,370
280	CP14003 1WT	2025 CHEVY 3500 HG LCF GAS REGULAR CAB CHASSIS 2WD 176" WB WT 153" CA	\$63,555	\$49,922
281	CP13043 1WT	2025 CHEVY 3500 HG LCF GAS CREW CAB CHASSIS 2WD 150" WB WT 88" CA	\$69,190	\$54,606
282	CP14043 1WT	2025 CHEVY 3500 HG LCF GAS CREW CAB CHASSIS 2WD 176" WB WT 114.5" CA	\$69,855	\$55,158
283	CP31003 1WT	2025 CHEVY 4500 HG LCF GAS REGULAR CAB CHASSIS 2WD 109" WB WT 86" CA	\$63,640	\$49,994
284	CP32003 1WT	2025 CHEVY 4500 HG LCF GAS REGULAR CAB CHASSIS 2WD 132" WB WT 110" CA	\$64,495	\$50,704

CHEVY

863-402-4234

chris.wilson@alanjay.com

ROW	MODEL CODE	MODEL DESCRIPTION	MSRP	CONTRACT PRICE
285	CP33003 1WT	2025 CHEVY 4500 HG LCF GAS REGULAR CAB CHASSIS 2WD 150" WB WT 127" CA	\$65,700	\$51,706
286	CP34003 1WT	2025 CHEVY 4500 HG LCF GAS REGULAR CAB CHASSIS 2WD 176" WB WT 153" CA	\$66,360	\$52,253
287	CP33043 1WT	2025 CHEVY 4500 HG LCF GAS CREW CAB CHASSIS 2WD 150" WB WT 88" CA	\$72,005	\$56,944
288	CP34043 1WT	2025 CHEVY 4500 HG LCF GAS CREW CAB CHASSIS 2WD 176" WB WT 114.5" CA	\$72,660	\$57,492
289	CT31003 1WT	2024 CHEVY 4500 HD LCF DIESEL REGULAR CAB CHASSIS 2WD 109" WB WT 86" CA	\$63,025	\$47,521
289	CT31003 1WT	2025 CHEVY 4500 HD LCF DIESEL REGULAR CAB CHASSIS 2WD 109" WB WT 86" CA	\$68,595	\$53,030
290	CT32003 1WT	2025 CHEVY 4500 HD LCF DIESEL REGULAR CAB CHASSIS 2WD 132" WB WT 110" CA	\$69,000	\$53,367
290	CT32003 1WT	2024 CHEVY 4500 HD LCF DIESEL REGULAR CAB CHASSIS 2WD 132" WB WT 110" CA	\$63,435	\$47,860
291	CT33003 1WT	2025 CHEVY 4500 HD LCF DIESEL REGULAR CAB CHASSIS 2WD 150" WB WT 127" CA	\$69,505	\$53,787
291	CT33003 1WT	2024 CHEVY 4500 HD LCF DIESEL REGULAR CAB CHASSIS 2WD 150" WB WT 127" CA	\$63,935	\$48,270
292	CT34003 1WT	2025 CHEVY 4500 HD LCF DIESEL REGULAR CAB CHASSIS 2WD 176" WB WT 153" CA	\$70,295	\$54,443
292	CT34003 1WT	2024 CHEVY 4500 HD LCF DIESEL REGULAR CAB CHASSIS 2WD 176" WB WT 153" CA	\$64,725	\$48,921
293	CT33043 1WT	2024 CHEVY 4500 HD LCF DIESEL CREW CAB CHASSIS 2WD 150" WB WT 88" CA	\$68,720	\$52,210
293	CT33043 1WT	2025 CHEVY 4500 HD LCF DIESEL CREW CAB CHASSIS 2WD 150" WB WT 88" CA	\$74,290	\$57,764
294	CT34043 1WT	2025 CHEVY 4500 HD LCF DIESEL CREW CAB CHASSIS 2WD 176" WB WT 114.5" CA	\$75,075	\$58,416
294	CT34043 1WT	2024 CHEVY 4500 HD LCF DIESEL CREW CAB CHASSIS 2WD 176" WB WT 114.5" CA	\$69,505	\$52,856
295	CT41003 1WT	2024 CHEVY 4500 XD LCF DIESEL REGULAR CAB CHASSIS 2WD 109" WB WT 86" CA	\$64,780	\$48,967
295	CT41003 1WT	2025 CHEVY 4500 XD LCF DIESEL REGULAR CAB CHASSIS 2WD 109" WB WT 86" CA	\$70,345	\$54,485
296	CT42003 1WT	2025 CHEVY 4500 XD LCF DIESEL REGULAR CAB CHASSIS 2WD 132" WB WT 110" CA	\$70,750	\$54,821
296	CT42003 1WT	2024 CHEVY 4500 XD LCF DIESEL REGULAR CAB CHASSIS 2WD 132" WB WT 110" CA	\$65,180	\$49,295
297	CT43003 1WT	2025 CHEVY 4500 XD LCF DIESEL REGULAR CAB CHASSIS 2WD 150" WB WT 127" CA	\$71,260	\$55,245
297	CT43003 1WT	2024 CHEVY 4500 XD LCF DIESEL REGULAR CAB CHASSIS 2WD 150" WB WT 127" CA	\$65,695	\$49,719
298	CT44003 1WT	2024 CHEVY 4500 XD LCF DIESEL REGULAR CAB CHASSIS 2WD 176" WB WT 153" CA	\$66,480	\$50,366
298	CT44003 1WT	2025 CHEVY 4500 XD LCF DIESEL REGULAR CAB CHASSIS 2WD 176" WB WT 153" CA	\$72,050	\$55,902
299	CT43043 1WT	2025 CHEVY 4500 XD LCF DIESEL CREW CAB CHASSIS 2WD 150" WB WT 88" CA	\$76,050	\$59,227
299	CT43043 1WT	2024 CHEVY 4500 XD LCF DIESEL CREW CAB CHASSIS 2WD 150" WB WT 88" CA	\$70,480	\$53,659
300	CT44043 1WT	2025 CHEVY 4500 XD LCF DIESEL CREW CAB CHASSIS 2WD 176" WB WT 114.5" CA	\$76,830	\$59,875
300	CT44043 1WT	2024 CHEVY 4500 XD LCF DIESEL CREW CAB CHASSIS 2WD 176" WB WT 114.5" CA	\$71,260	\$54,302
301	CP52003 1WT	2025 CHEVY 5500 HG LCF GAS REGULAR CAB CHASSIS 2WD 132" WB WT 110" CA	\$69,055	\$54,494
302	CP53003 1WT	2025 CHEVY 5500 HG LCF GAS REGULAR CAB CHASSIS 2WD 150" WB WT 127" CA	\$70,425	\$55,631
303	CP54003 1WT	2025 CHEVY 5500 HG LCF GAS REGULAR CAB CHASSIS 2WD 176" WB WT 153" CA	\$71,170	\$56,251
304	CP53043 1WT	2025 CHEVY 5500 HG LCF GAS CREW CAB CHASSIS 2WD 150" WB WT 88" CA	\$77,565	\$61,566

CHEVY

863-402-4234

chris.wilson@alanjay.com

ROW	MODEL CODE	MODEL DESCRIPTION	MSRP	CONTRACT PRICE
305	CP54043 1WT	2025 CHEVY 5500 HG LCF GAS CREW CAB CHASSIS 2WD 176" WB WT 114.5" CA	\$78,310	\$62,185
306	CP62003 1WT	2025 CHEVY 5500 XG LCF GAS REGULAR CAB CHASSIS 2WD 132" WB WT 110" CA	\$70,625	\$55,798
307	CP63003 1WT	2025 CHEVY 5500 XG LCF GAS REGULAR CAB CHASSIS 2WD 150" WB WT 127" CA	\$72,000	\$56,941
308	CP64003 1WT	2025 CHEVY 5500 XG LCF GAS REGULAR CAB CHASSIS 2WD 176" WB WT 153" CA	\$72,745	\$57,560
309	CP63043 1WT	2025 CHEVY 5500 XG LCF GAS CREW CAB CHASSIS 2WD 150" WB WT 88" CA	\$79,140	\$62,874
310	CP64043 1WT	2025 CHEVY 5500 XG LCF GAS CREW CAB CHASSIS 2WD 176" WB WT 114.5" CA	\$79,885	\$63,494
311	CT61003 1WT	2025 CHEVY 5500 XD LCF DIESEL REGULAR CAB CHASSIS 2WD 109" WB WT 86" CA	\$75,715	\$58,947
311	CT61003 1WT	2024 CHEVY 5500 XD LCF DIESEL REGULAR CAB CHASSIS 2WD 109" WB WT 86" CA	\$70,150	\$53,548
312	CT62003 1WT	2025 CHEVY 5500 XD LCF DIESEL REGULAR CAB CHASSIS 2WD 132" WB WT 110" CA	\$76,125	\$59,289
312	CT62003 1WT	2024 CHEVY 5500 XD LCF DIESEL REGULAR CAB CHASSIS 2WD 132" WB WT 110" CA	\$70,560	\$53,886
313	CT63003 1WT	2024 CHEVY 5500 XD LCF DIESEL REGULAR CAB CHASSIS 2WD 150" WB WT 127" CA	\$71,080	\$54,314
313	CT63003 1WT	2025 CHEVY 5500 XD LCF DIESEL REGULAR CAB CHASSIS 2WD 150" WB WT 127" CA	\$76,645	\$59,721
314	CT64003 1WT	2025 CHEVY 5500 XD LCF DIESEL REGULAR CAB CHASSIS 2WD 176" WB WT 153" CA	\$77,470	\$60,406
314	CT64003 1WT	2024 CHEVY 5500 XD LCF DIESEL REGULAR CAB CHASSIS 2WD 176" WB WT 153" CA	\$71,900	\$54,989
315	CT63043 1WT	2024 CHEVY 5500 XD LCF DIESEL CREW CAB CHASSIS 2WD 150" WB WT 88" CA	\$75,840	\$58,232
315	CT63043 1WT	2025 CHEVY 5500 XD LCF DIESEL CREW CAB CHASSIS 2WD 150" WB WT 88" CA	\$81,405	\$63,677
316	CT64043 1WT	2024 CHEVY 5500 XD LCF DIESEL CREW CAB CHASSIS 2WD 176" WB WT 114.5" CA	\$76,635	\$58,887
316	CT64043 1WT	2025 CHEVY 5500 XD LCF DIESEL CREW CAB CHASSIS 2WD 176" WB WT 114.5" CA	\$82,200	\$64,337
317	CT73203 1WT	2025 CHEVY 6500 XD LCF DIESEL REGULAR CAB CHASSIS 2WD 152" WB WT 127" CA	\$101,605	\$82,220
317	CT73203 1WT	2024 CHEVY 6500 XD LCF DIESEL REGULAR CAB CHASSIS 2WD 152" WB WT 127" CA	\$95,110	\$73,937
318	CT73903 1WT	2025 CHEVY 6500 XD LCF DIESEL REGULAR CAB CHASSIS 2WD 170" WB WT 145" CA	\$101,780	\$82,365
318	CT73903 1WT	2024 CHEVY 6500 XD LCF DIESEL REGULAR CAB CHASSIS 2WD 170" WB WT 145" CA	\$95,290	\$74,084
319	CT74503 1WT	2024 CHEVY 6500 XD LCF DIESEL REGULAR CAB CHASSIS 2WD 188" WB WT 163" CA	\$95,465	\$74,230
319	CT74503 1WT	2025 CHEVY 6500 XD LCF DIESEL REGULAR CAB CHASSIS 2WD 188" WB WT 163" CA	\$101,955	\$82,511
320	CT75003 1WT	2025 CHEVY 6500 XD LCF DIESEL REGULAR CAB CHASSIS 2WD 200" WB WT 175" CA	\$102,070	\$82,606
320	CT75003 1WT	2024 CHEVY 6500 XD LCF DIESEL REGULAR CAB CHASSIS 2WD 200" WB WT 175" CA	\$95,575	\$74,320
321	CT76003 1WT	2024 CHEVY 6500 XD LCF DIESEL REGULAR CAB CHASSIS 2WD 212" WB WT 187" CA	\$95,690	\$77,487
321	CT76003 1WT	2025 CHEVY 6500 XD LCF DIESEL REGULAR CAB CHASSIS 2WD 212" WB WT 187" CA	\$102,185	\$82,702
322	CT76503 1WT	2024 CHEVY 6500 XD LCF DIESEL REGULAR CAB CHASSIS 2WD 224" WB WT 199" CA	\$95,810	\$74,513
322	CT76503 1WT	2025 CHEVY 6500 XD LCF DIESEL REGULAR CAB CHASSIS 2WD 224" WB WT 199" CA	\$102,300	\$82,798
323	CT77603 1WT	2024 CHEVY 6500 XD LCF DIESEL REGULAR CAB CHASSIS 2WD 236" WB WT 211" CA	\$95,925	\$74,607
323	CT77603 1WT	2025 CHEVY 6500 XD LCF DIESEL REGULAR CAB CHASSIS 2WD 236" WB WT 211" CA	\$102,415	\$82,894

CHEVY

863-402-4234

chris.wilson@alanjay.com

ROW	MODEL CODE	MODEL DESCRIPTION	MSRP	CONTRACT PRICE
324	CT78803 1WT	2025 CHEVY 6500 XD LCF DIESEL REGULAR CAB CHASSIS 2WD 248" WB WT 223" CA	\$102,530	\$82,988
324	CT78803 1WT	2024 CHEVY 6500 XD LCF DIESEL REGULAR CAB CHASSIS 2WD 248" WB WT 223" CA	\$96,035	\$74,698
325	CT83203 1WT	2024 CHEVY 7500 XD LCF DIESEL REGULAR CAB CHASSIS 2WD 152" WB WT 127" CA	\$95,110	\$73,937
325	CT83203 1WT	2025 CHEVY 7500 XD LCF DIESEL REGULAR CAB CHASSIS 2WD 152" WB WT 127" CA	\$110,415	\$89,542
326	CT83903 1WT	2025 CHEVY 7500 XD LCF DIESEL REGULAR CAB CHASSIS 2WD 170" WB WT 145" CA	\$110,585	\$89,682
326	CT83903 1WT	2024 CHEVY 7500 XD LCF DIESEL REGULAR CAB CHASSIS 2WD 170" WB WT 145" CA	\$95,290	\$74,084
327	CT84503 1WT	2024 CHEVY 7500 XD LCF DIESEL REGULAR CAB CHASSIS 2WD 188" WB WT 163" CA	\$95,465	\$74,230
327	CT84503 1WT	2025 CHEVY 7500 XD LCF DIESEL REGULAR CAB CHASSIS 2WD 188" WB WT 163" CA	\$110,760	\$89,829
328	CT85003 1WT	2024 CHEVY 7500 XD LCF DIESEL REGULAR CAB CHASSIS 2WD 200" WB WT 175" CA	\$95,575	\$74,320
328	CT85003 1WT	2025 CHEVY 7500 XD LCF DIESEL REGULAR CAB CHASSIS 2WD 200" WB WT 175" CA	\$110,875	\$89,924
329	CT86003 1WT	2024 CHEVY 7500 XD LCF DIESEL REGULAR CAB CHASSIS 2WD 212" WB WT 187" CA	\$95,690	\$77,487
329	CT86003 1WT	2025 CHEVY 7500 XD LCF DIESEL REGULAR CAB CHASSIS 2WD 212" WB WT 187" CA	\$110,995	\$90,024
330	CT86503 1WT	2024 CHEVY 7500 XD LCF DIESEL REGULAR CAB CHASSIS 2WD 224" WB WT 199" CA	\$95,810	\$74,513
330	CT86503 1WT	2025 CHEVY 7500 XD LCF DIESEL REGULAR CAB CHASSIS 2WD 224" WB WT 199" CA	\$111,110	\$90,119
331	CT87603 1WT	2024 CHEVY 7500 XD LCF DIESEL REGULAR CAB CHASSIS 2WD 236" WB WT 211" CA	\$95,925	\$74,607
331	CT87603 1WT	2025 CHEVY 7500 XD LCF DIESEL REGULAR CAB CHASSIS 2WD 236" WB WT 211" CA	\$111,225	\$90,215
332	CT88803 1WT	2024 CHEVY 7500 XD LCF DIESEL REGULAR CAB CHASSIS 2WD 248" WB WT 223" CA	\$96,035	\$74,698
332	CT88803 1WT	2025 CHEVY 7500 XD LCF DIESEL REGULAR CAB CHASSIS 2WD 248" WB WT 223" CA	\$111,340	\$90,310

DISCONTINUED MODELS

333	CT35843 3WT	2024 CHEVY SILVERADO EV CREW CAB PICKUP 4WD WT 5' BED	\$72,905	\$78,716
334	CT35843 4WT	2024 CHEVY SILVERADO EV CREW CAB PICKUP 4WD WT 5' BED	\$77,905	\$83,956
335	1MD26 RS	2024 CHEVY BLAZER EV RWD RS	\$54,200	\$56,051
338	1XP26 1FL	2024 CHEVY EQUINOX 2WD	\$26,850	\$25,389
339	1XX26 1FL	2024 CHEVY EQUINOX AWD 1.5L Turbo	\$28,450	\$26,986
340	1XP26 1LS	2024 CHEVY EQUINOX 2WD 1.5L Turbo	\$26,600	\$25,140
341	1XX26 1LS	2024 CHEVY EQUINOX AWD 1.5L Turbo	\$28,200	\$26,737
342	1XR26 1LT	2024 CHEVY EQUINOX 2WD 1.5L Turbo	\$29,495	\$28,030
343	1XY26 1LT	2024 CHEVY EQUINOX AWD 1.5L Turbo	\$31,095	\$29,627
344	1XS26 1LZ	2024 CHEVY EQUINOX 2WD 1.5L Turbo PREMIER	\$31,800	\$30,331
345	1XZ26 1LZ	2024 CHEVY EQUINOX AWD 1.5L Turbo PREMIER	\$33,400	\$31,930
346	1XR26 2FL	2024 CHEVY EQUINOX 2WD 1.5L Turbo	\$28,150	\$26,687
347	1XY26 2FL	2024 CHEVY EQUINOX AWD	\$29,750	\$28,284

CHEVY



863-402-4234

chris.wilson@alanjay.com

ROW	MODEL CODE	MODEL DESCRIPTION	MSRP	CONTRACT PRICE
1	LXCL48 26J	2024 CHRYSLER 300 RWD S	TBA	TBA
2	LXCL48 2EG	2024 CHRYSLER 300 RWD S	TBA	TBA
3	LXFH48 2EE	2024 CHRYSLER 300 AWD TOURING	\$54,090	\$55,277
4	LXCH48 2EE	2024 CHRYSLER 300 RWD TOURING	TBA	TBA
7	RUCT53 27P	2024 CHRYSLER PACIFICA FWD LIMITED	\$54,090	\$55,277
10	RUET53 2EP	2024 CHRYSLER PACIFICA FWD SELECT	\$43,280	\$44,185



863-402-4234

chris.wilson@alanjay.com

ROW	MODEL CODE	MODEL DESCRIPTION	MSRP	CONTRACT PRICE
1	WDEE75 2BZ	2024 DODGE DURANGO AWD POLICE PURSUIT	\$44,670	\$41,445
2	WDEE75 22Z	2024 DODGE DURANGO AWD V8 POLICE PURSUIT	\$47,785	\$44,318

DODGE



863-402-4234

chris.wilson@alanjay.com

ROW	MODEL CODE	MODEL DESCRIPTION	MSRP	CONTRACT PRICE
1	K8A 500A	2025 FORD POLICE INTERCEPTOR UTILITY AWD (99B 44U)	\$48,780	\$45,902
2	K8A 500A	2025 FORD POLICE INTERCEPTOR UTILITY AWD (99W 44U)	\$51,110	\$48,568
3	K8A 500A	2025 FORD POLICE INTERCEPTOR UTILITY AWD (99C 44U)	\$52,060	\$49,463
6	W1P 150A	2024 FORD F-150 POLICE RESPONDER SUPER CREW CAB PICKUP 4WD 145" WB XL 5.5' BED	\$53,190	\$49,385
7	K1F 102A	2024 FORD EXPEDITION MAX RWD XL SSV	\$58,910	\$53,848
8	K1G 102A	2024 FORD EXPEDITION MAX 4WD XL SSV	\$61,960	\$56,785
9	K4G 100A	2024 FORD EDGE AWD SE	\$40,440	\$37,122
10	K4J 201A	2024 FORD EDGE AWD SEL	\$41,840	\$38,083
11	K1S 100A	2024 FORD MUSTANG MACH-E AWD SELECT	\$47,795	\$51,276
12	K1R 100A	2024 FORD MUSTANG MACH-E RWD SELECT	\$44,795	\$48,065
13	K3S 300A	2024 FORD MUSTANG MACH-E AWD PREMIUM	\$51,795	\$55,559
14	K3R 300A	2024 FORD MUSTANG MACH-E RWD PREMIUM	\$48,795	\$52,347
15	P8T 100A	2024 FORD MUSTANG FASTBACK RWD (WITH 44U AUTO TRANS)	\$32,515	\$31,277
16	P8C 300A	2024 FORD MUSTANG GT FASTBACK RWD (WITH 44U AUTO TRANS)	\$44,685	\$42,419
17	U0M 300A	2025 FORD ESCAPE FWD ST LINE	\$30,485	\$29,156
18	U0J 600A	2025 FORD ESCAPE FWD PLATINUM	\$37,110	\$35,628
19	U0G 200A	2025 FORD ESCAPE FWD ACTIVE	\$29,490	\$26,988
20	U9G 200A	2025 FORD ESCAPE AWD ACTIVE	\$30,890	\$27,410
21	U9M 300A	2025 FORD ESCAPE AWD ST LINE	\$31,885	\$30,524
22	U9J 600A	2025 FORD ESCAPE AWD PLATINUM	\$38,610	\$37,093
25	U0E 700A	2025 FORD ESCAPE FWD PHEV	\$39,895	\$38,884
26	R9A 100A	2024 FORD BRONCO SPORT 4WD BASE	\$32,790	\$31,830
27	R9B 200A	2024 FORD BRONCO SPORT 4WD BIG BEND	\$34,805	\$33,518
28	E5C 101A	2024 FORD BRONCO 4WD BASE 2 DOOR ADVANCED	TBA	TBA
29	E5D 101A	2024 FORD BRONCO 4WD BASE 4 DOOR ADVANCED	TBA	TBA
30	E5C 221A	2024 FORD BRONCO 4WD BIG BEND 2 DOOR ADVANCED	TBA	TBA
31	E5D 221A	2024 FORD BRONCO 4WD BIG BEND 4 DOOR ADVANCED	TBA	TBA
32	E5C 312A	2024 FORD BRONCO 4WD OUTER BANKS 2 DOOR ADVANCED	TBA	TBA
33	E5D 312A	2024 FORD BRONCO 4WD OUTER BANKS 4 DOOR ADVANCED	TBA	TBA
34	E5C 352A	2024 FORD BRONCO 4WD WILDTRACK 2 DOOR ADVANCED	TBA	TBA
35	E5D 352A	2024 FORD BRONCO 4WD WILDTRACK 4 DOOR ADVANCED	TBA	TBA
36	K7B 100A	2024 FORD EXPLORER 2WD BASE	\$38,235	\$37,064

FORD



863-402-4234

chris.wilson@alanjay.com

ROW	MODEL CODE	MODEL DESCRIPTION	MSRP	CONTRACT PRICE
37	K8B 100A	2024 FORD EXPLORER 4WD BASE	\$40,235	\$39,040
38	K7D 200A	2024 FORD EXPLORER RWD XLT	\$40,045	\$38,439
39	K7D 200A	2025 FORD EXPLORER RWD ACTIVE	\$41,220	\$40,117
40	K8D 200A	2025 FORD EXPLORER AWD ACTIVE	\$43,220	\$42,070
41	K7F 300A	2024 FORD EXPLORER 2WD LIMITED	\$48,595	\$46,701
41	K7F 300A	2024 FORD EXPLORER 2WD LIMITED	\$48,595	\$46,702
42	K8F 300A	2024 FORD EXPLORER 4WD LIMITED	\$50,595	\$48,656
42	K8F 300A	2024 FORD EXPLORER 4WD LIMITED	\$50,595	\$48,655
43	K7K 300A	2025 FORD EXPLORER RWD ST LINE	\$45,980	\$44,767
44	K8K 300A	2025 FORD EXPLORER AWD ST LINE	\$48,975	\$47,671
45	U1F 100A	2024 FORD EXPEDITION RWD XL	\$58,150	\$53,809
46	U1G 100A	2024 FORD EXPEDITION 4WD XL	\$61,200	\$56,788
47	U1F 102A	2024 FORD EXPEDITION RWD XL SSV	\$56,070	\$51,088
48	U1G 102A	2024 FORD EXPEDITION 4WD XL SSV	\$59,120	\$54,024
49	U1H 200A	2024 FORD EXPEDITION RWD XLT	\$63,185	\$58,728
50	U1J 200A	2024 FORD EXPEDITION 4WD XLT	\$66,235	\$61,708
51	K1F 100A	2024 FORD EXPEDITION MAX RWD XL	\$62,150	\$57,717
52	K1G 100A	2024 FORD EXPEDITION MAX 4WD XL	\$65,200	\$60,696
53	K1H 200A	2024 FORD EXPEDITION MAX RWD XLT	\$66,185	\$61,658
54	K1J 200A	2024 FORD EXPEDITION MAX 4WD XLT	\$69,235	\$64,638
55	W1X 101A	2024 FORD E-TRANSIT T-350 CARGO VAN HIGH ROOF RWD 148" WB 9500 GVWR	\$59,705	\$58,023
56	W3X 101A	2024 FORD E-TRANSIT T-350 CARGO VAN HIGH ROOF RWD 148" WB 9500 GVWR	\$60,865	\$59,232
58	W1Y 101A	2024 FORD E-TRANSIT T-350 CARGO VAN LOW ROOF RWD 148" WB 9500 GVWR	\$56,895	\$55,098
60	W9C 101A	2024 FORD E-TRANSIT T-350 CARGO VAN MEDIUM ROOF RWD 148" WB 9500 GVWR	\$57,665	\$55,900
61	W5P 101A	2024 FORD E-TRANSIT T-350 COMMERCIAL CUTAWAY RWD 178" WB 9500 GVWR	\$44,060	\$41,838
62	W5P 101A	2024 FORD E-TRANSIT T-350 COMMERCIAL CUTAWAY RWD 178" WB 9500 GVWR	\$51,470	\$49,450
63	E1Y 101A	2024 FORD TRANSIT T-150 CARGO VAN LOW ROOF RWD 130" WB 8670 GVWR	\$47,280	\$45,052
65	E1Y 101A	2024 FORD TRANSIT T-150 CARGO VAN LOW ROOF RWD 148" WB 8670 GVWR	\$48,555	\$46,285
68	E2Y 101A	2024 FORD TRANSIT T-150 CARGO VAN LOW ROOF AWD 130" WB 8670 GVWR	\$51,475	\$49,107
70	E2Y 101A	2024 FORD TRANSIT T-150 CARGO VAN LOW ROOF AWD 148" WB 8670 GVWR	\$52,750	\$50,338
72	E1C 101A	2024 FORD TRANSIT T-150 CARGO VAN MEDIUM ROOF RWD 148" WB 8670 GVWR	\$49,130	\$46,841
74	E2C 101A	2024 FORD TRANSIT T-150 CARGO VAN MEDIUM ROOF AWD 148" WB 8670 GVWR	\$52,050	\$49,661

FORD



863-402-4234

chris.wilson@alanjay.com

ROW	MODEL CODE	MODEL DESCRIPTION	MSRP	CONTRACT PRICE
82	R1C 101A	2024 FORD TRANSIT T-250 CARGO VAN MEDIUM ROOF RWD 148" WB 9070 GVWR	\$50,080	\$47,758
84	R1X 101A	2024 FORD TRANSIT T-250 CARGO VAN HIGH ROOF RWD 148" WB 9070 GVWR	\$51,980	\$49,594
86	R3X 101A	2024 FORD TRANSIT T-250 EXTENDED LENGTH CARGO VAN HIGH ROOF RWD 148" WB 9070 GVWR	\$53,200	\$50,774
88	R2Y 101A	2024 FORD TRANSIT T-250 CARGO VAN HIGH ROOF AWD 130" WB 9070 GVWR	\$52,425	\$50,025
90	R2Y 101A	2024 FORD TRANSIT T-250 CARGO VAN HIGH ROOF AWD 148" WB 9070 GVWR	\$53,700	\$51,256
92	R2C 101A	2024 FORD TRANSIT T-250 CARGO VAN MEDIUM ROOF AWD 148" WB 9070 GVWR	\$55,320	\$51,813
94	R2X 101A	2024 FORD TRANSIT T-250 CARGO VAN HIGH ROOF AWD 148" WB 9070 GVWR	\$56,170	\$53,643
96	R3U 101A	2024 FORD TRANSIT T-250 EXTENDED LENGTH CARGO VAN HIGH ROOF AWD 148" WB 9070 GVWR	\$57,395	\$54,826
99	W1Y 101A	2024 FORD TRANSIT T-350 CARGO VAN LOW ROOF RWD 130" WB 9500 GVWR	\$49,480	\$47,178
101	W1Y 101A	2024 FORD TRANSIT T-350 CARGO VAN LOW ROOF RWD 148" WB 9500 GVWR	\$50,755	\$48,411
104	W9C 101A	2024 FORD TRANSIT T-350 CARGO VAN MEDIUM ROOF RWD 148" WB 9500 GVWR	\$51,330	\$48,967
107	W1X 101A	2024 FORD TRANSIT T-350 CARGO VAN HIGH ROOF RWD 148" WB 9500 GVWR	\$53,230	\$50,803
110	W3X 101A	2024 FORD TRANSIT T-350 EXTENDED LENGTH CARGO VAN HIGH ROOF RWD 148" WB 9500 GVWR	\$54,450	\$51,980
113	F4X 101A	2024 FORD TRANSIT T-350HD EXTENDED LENGTH CARGO VAN HIGH ROOF DRW RWD 148" WB 9950 GVWR	\$55,045	\$52,556
116	W2Y 101A	2024 FORD TRANSIT T-350 CARGO VAN LOW ROOF AWD 130" WB 9500 GVWR	\$53,675	\$51,233
118	W2Y 101A	2024 FORD TRANSIT T-350 CARGO VAN LOW ROOF AWD 148" WB 9500 GVWR	\$54,950	\$52,465
121	W2C 101A	2024 FORD TRANSIT T-350 CARGO VAN MEDIUM ROOF AWD 148" WB 9500 GVWR	\$55,520	\$53,015
124	W2X 101A	2024 FORD TRANSIT T-350 CARGO VAN HIGH ROOF AWD 148" WB 9500 GVWR	\$57,425	\$54,855
127	W3U 101A	2024 FORD TRANSIT T-350 EXTENDED LENGTH CARGO VAN HIGH ROOF AWD 148" WB 9500 GVWR	\$58,645	\$56,035
130	F4U 101A	2024 FORD TRANSIT T-350HD EXTENDED LENGTH CARGO VAN HIGH ROOF DRW AWD 148" WB 9950 GVWR	\$59,630	\$56,987
134	X2Y 301A	2024 FORD TRANSIT T-350 WAGON LOW ROOF RWD 148" WB XL - (12-PASS BASE)	\$53,955	\$51,503
136	X2Y 302A	2024 FORD TRANSIT T-350 WAGON HIGH ROOF RWD 148" WB XLT - (12-PASS BASE)	\$56,485	\$53,947
138	X2C 301A	2024 FORD TRANSIT T-350 WAGON MEDIUM ROOF RWD 148" WB XL - (12-PASS BASE)	\$54,835	\$52,353
140	X2C 302A	2024 FORD TRANSIT T-350 WAGON MEDIUM ROOF RWD 148" WB XLT - (12-PASS BASE)	\$57,360	\$54,792
142	X2X 301A	2024 FORD TRANSIT T-350 WAGON HIGH ROOF RWD 148" WB XL - (12-PASS BASE)	\$56,030	\$53,508
144	X2X 302A	2024 FORD TRANSIT T-350 WAGON HIGH ROOF RWD 148" WB XLT - (12-PASS BASE)	\$58,560	\$55,952
146	U4X 301A	2024 FORD TRANSIT T-350HD EXTENDED LENGTH WAGON HIGH ROOF RWD DRW 148" WB XL - (14-PASS BASE)	\$57,095	\$54,537
148	U4X 301A	2024 FORD TRANSIT T-350HD EXTENDED LENGTH WAGON HIGH ROOF RWD DRW 148" WB XLT - (14-PASS BASE)	\$59,610	\$56,966
150	X9Y 301A	2024 FORD TRANSIT T-350 WAGON LOW ROOF AWD 148" WB XL - (12-PASS BASE)	\$58,150	\$55,556
152	X9Y 302A	2024 FORD TRANSIT T-350 WAGON LOW ROOF AWD 148" WB XLT - (12-PASS BASE)	\$60,680	\$58,001
154	X9X 301A	2024 FORD TRANSIT T-350 WAGON HIGH ROOF AWD 148" WB XL - (12-PASS BASE)	\$60,225	\$57,560
156	X9X 302A	2024 FORD TRANSIT T-350 WAGON HIGH ROOF AWD 148" WB XLT - (12-PASS BASE)	\$62,750	\$60,001

FORD



863-402-4234

chris.wilson@alanjay.com

ROW	MODEL CODE	MODEL DESCRIPTION	MSRP	CONTRACT PRICE
158	X9C 301A	2024 FORD TRANSIT T-350 WAGON MEDIUM ROOF AWD 148" WB XL - (12-PASS BASE)	\$59,030	\$56,406
160	X9C 302A	2024 FORD TRANSIT T-350 WAGON MEDIUM ROOF AWD 148" WB XLT - (12-PASS BASE)	\$61,550	\$58,842
162	U5X 301A	2024 FORD TRANSIT T-350HD EXTENDED LENGTH WAGON HIGH ROOF AWD DRW 148" WB XL - (14-PASS BASE)	\$60,225	\$57,560
164	U5X 301A	2024 FORD TRANSIT T-350HD EXTENDED LENGTH WAGON HIGH ROOF AWD DRW 148" WB XLT - (14-PASS BASE)	\$62,750	\$60,001
166	R5P 501A	2024 FORD TRANSIT T-250 CUT-AWAY RWD SRW 138" WB 9070 GVWR	\$43,080	\$40,994
167	R5P 501A	2024 FORD TRANSIT T-250 CUT-AWAY RWD SRW 156" WB 9070 GVWR	\$43,570	\$41,469
169	W5P 501A	2024 FORD TRANSIT T-350 CUT-AWAY RWD SRW 138" WB 9950 GVWR	\$43,850	\$41,739
170	W5P 501A	2024 FORD TRANSIT T-350 CUT-AWAY RWD SRW 156" WB 9950 GVWR	\$44,350	\$42,222
173	F6P 501A	2024 FORD TRANSIT T-350 CUT-AWAY RWD 138" WB 9950 GVWR	\$44,710	\$42,570
174	U6P 501A	2024 FORD TRANSIT T-350HD CUT-AWAY RWD 138" WB 11000 GVWR	\$46,985	\$44,762
175	F6P 501A	2024 FORD TRANSIT T-350 CUT-AWAY RWD 156" WB 9950 GVWR	\$45,465	\$43,299
176	U6P 501A	2024 FORD TRANSIT T-350HD CUT-AWAY RWD DRW 156" WB 11000 GVWR	\$47,730	\$45,480
177	F6P 501A	2024 FORD TRANSIT T-350 CUT-AWAY RWD DRW 178" WB 9950 GVWR	\$46,215	\$44,025
178	U6P 501A	2024 FORD TRANSIT T-350HD CUT-AWAY RWD DRW 178" WB 11000 GVWR	\$48,480	\$46,204
179	R7P 501A	2024 FORD TRANSIT T-250 CUT-AWAY AWD SRW 138" WB 9070 GVWR	\$47,270	\$45,044
180	R7P 501A	2024 FORD TRANSIT T-250 CUT-AWAY AWD SRW 156" WB 9070 GVWR	\$47,770	\$45,527
181	W7P 501A	2024 FORD TRANSIT T-350 CUT-AWAY AWD SRW 138" WB 9500 GVWR	\$48,045	\$45,792
182	W7P 501A	2024 FORD TRANSIT T-350 CUT-AWAY AWD SRW 156" WB 9500 GVWR	\$48,545	\$46,276
186	F8P 501A	2024 FORD TRANSIT T-350 CUT-AWAY AWD DRW 138" WB 9950 GVWR	\$48,905	\$46,623
187	U8P 501A	2024 FORD TRANSIT T-350HD CUT-AWAY AWD RWD 138" WB 11000 GVWR	\$51,180	\$48,813
188	F8P 501A	2024 FORD TRANSIT T-350 CUT-AWAY AWD DRW 156" WB 9950 GVWR	\$49,655	\$47,348
189	U8P 501A	2024 FORD TRANSIT T-350HD CUT-AWAY AWD RWD 156" WB 11000 GVWR	\$51,920	\$49,528
190	F8P 501A	2024 FORD TRANSIT T-350 CUT-AWAY AWD DRW 178" WB 9950 GVWR	\$49,655	\$47,348
191	U8P 501A	2024 FORD TRANSIT T-350HD CUT-AWAY AWD RWD 178" WB 11000 GVWR	\$52,680	\$50,263
192	W8A 100A	2024 FORD MAVERICK SUPER CREW PICKUP FWD XL 4.5' BED	\$25,670	\$25,669
193	W8A 100A	2024 FORD MAVERICK SUPER CREW PICKUP FWD XL 4.5' BED	\$26,670	\$26,740
194	W8B 100A	2024 FORD MAVERICK SUPER CREW PICKUP AWD XL 4.5' BED	\$27,890	\$27,767
195	W8H 300A	2024_ FORD MAVERICK SUPER CREW PICKUP FWD XLT 4.5' BED	\$27,930	\$27,925
203	E3F 780A	2025 FORD ECONOLINE E-350 COMMERCIAL CUTAWAY RWD DRW 138" WB 11,500 GVWR (20Y)	\$40,245	\$38,949
205	E3F 780A	2025 FORD ECONOLINE E-350 COMMERCIAL CUTAWAY RWD DRW 158" WB 11,500 GVWR (20Y)	\$40,495	\$39,191
207	E3F 780A	2025 FORD ECONOLINE E-350 COMMERCIAL CUTAWAY RWD DRW 158" WB 12,500 GVWR (20C)	\$40,845	\$39,515
209	E3F 780A	2025 FORD ECONOLINE E-350 COMMERCIAL CUTAWAY RWD DRW 176" WB 12,500 GVWR (20C)	\$40,990	\$39,669

FORD



863-402-4234

chris.wilson@alanjay.com

ROW	MODEL CODE	MODEL DESCRIPTION	MSRP	CONTRACT PRICE
215	E3F 780A	2025 FORD ECONOLINE E-350 COMMERCIAL CUTAWAY RWD SRW 138" WB 10,050 GVWR (20X)	\$39,990	\$38,703
217	E3F 780A	2025 FORD ECONOLINE E-350 COMMERCIAL CUTAWAY RWD SRW 158" WB 10,050 GVWR (20X)	\$40,245	\$38,949
221	E4F 158 782A	2024_ FORD ECONOLINE E-450 COMMERCIAL CUTAWAY RWD DRW 158" WB 14,500 GVWR (20F)	\$42,465	\$41,094
222	E4F 176 782A	2024 FORD ECONOLINE E-450 COMMERCIAL CUTAWAY RWD DRW 176" WB 14,500 GVWR (20F)	\$43,195	\$41,800
230	W1B 110A	2024 FORD F-150 LIGHTNING SUPER CREW CAB PICKUP 4WD 145" WB PRO 5.5' BED	\$52,090	\$49,797
231	W1B 110A	2024 FORD F-150 LIGHTNING SUPER CREW CAB PICKUP 4WD 131kWh BEV (99V) 145" WB PRO 5.5' BED	\$62,090	\$60,356
232	W3L 311A	2024 FORD F-150 LIGHTNING SUPER CREW CAB PICKUP 4WD 145" WB XLT 5.5' BED	TBA	TBA
234	W3L 311A	2024 FORD F-150 LIGHTNING SUPER CREW CAB PICKUP 4WD 98kWh BEV (99L) 145" WB XLT 5.5' BED	\$59,590	\$57,717
236	F1K 101A	2024 FORD F-150 REGULAR CAB PICKUP 2WD 122" WB XL 6.5' BED	\$39,230	\$37,659
237	F1K 101A	2024 FORD F-150 REGULAR CAB PICKUP 2WD 141" WB XL 8' BED	\$39,530	\$37,950
240	F1L 101A	2024 FORD F-150 REGULAR CAB PICKUP 4WD 122" WB XL 6.5' BED	\$44,245	\$42,531
241	F1L 101A	2024 FORD F-150 REGULAR CAB PICKUP 4WD 141" WB XL 8' BED	\$44,545	\$42,824
244	X1K 101A	2024 FORD F-150 SUPER CAB PICKUP 2WD 145" WB XL 6.5' BED	\$43,840	\$39,996
247	X1L 101A	2024 FORD F-150 SUPER CAB PICKUP 4WD 145" WB XL 6.5' BED	\$47,640	\$43,689
250	X2K 200A	2024 FORD F-150 SUPER CAB PICKUP 2WD 145" WB STX 6.5' BED	\$45,675	\$41,691
252	X2L 200A	2024 FORD F-150 SUPER CAB PICKUP 4WD 145" WB STX 6.5' BED	\$49,475	\$45,383
254	X3K 301A	2024 FORD F-150 SUPER CAB PICKUP 2WD 145" WB XLT 6.5' BED	\$49,395	\$44,415
255	X3L 301A	2024 FORD F-150 SUPER CAB PICKUP 4WD 145" WB XLT 6.5' BED	\$53,195	\$48,025
256	W1K 100A	2024 FORD F-150 SUPER CREW CAB PICKUP 2WD 157" WB XL 6.5' BED	\$47,575	\$43,625
259	W1K 101A	2024 FORD F-150 SUPER CREW CAB PICKUP 2WD 145" WB XL 5.5' BED	\$46,175	\$42,265
262	W1L 101A	2024 FORD F-150 SUPER CREW CAB PICKUP 4WD 145" WB XL 5.5' BED	\$50,055	\$46,035
266	W1L 101A	2024 FORD F-150 SUPER CREW CAB PICKUP 4WD 157" WB XL 6.5' BED	\$50,055	\$46,035
268	W1F 104A	2024 FORD F-150 SUPER CREW CAB PICKUP 4WD 3.5L HYBRID V6 XL 5.5' BED	\$54,250	\$50,856
269	W1F 104A	2024 FORD F-150 SUPER CREW CAB PICKUP 4WD 3.5L HYBRID V6 XL 6.5' BED	\$54,980	\$51,647
273	W1T 140A	2024 FORD F-150 SUPER CREW CAB PICKUP 4WD 157" WB XL SSV 6.5' BED	\$52,785	\$47,929
274	W2K 200A	2024 FORD F-150 SUPER CREW CAB PICKUP 2WD 145" WB STX 5.5' BED	\$48,010	\$43,960
276	W2K 200A	2024 FORD F-150 SUPER CREW CAB PICKUP 2WD 157" WB STX 6.5' BED	\$49,410	\$45,320
278	W2L 200A	2024 FORD F-150 SUPER CREW CAB PICKUP 4WD 145" WB STX 5.5' BED	\$51,890	\$47,729
280	W3K 301A	2024 FORD F-150 SUPER CREW CAB PICKUP 2WD 145" WB XLT 5.5' BED	\$51,755	\$46,657
281	W3K 301A	2024 FORD F-150 SUPER CREW CAB PICKUP 2WD 157" WB XLT 6.5' BED	\$53,145	\$47,979
282	W3L 301A	2024 FORD F-150 SUPER CREW CAB PICKUP 4WD 145" WB XLT 5.5' BED	\$55,615	\$50,326
283	W3L 301A	2024 FORD F-150 SUPER CREW CAB PICKUP 4WD 157" WB XLT 6.5' BED	\$55,615	\$50,326

FORD



863-402-4234

chris.wilson@alanjay.com

ROW	MODEL CODE	MODEL DESCRIPTION	MSRP	CONTRACT PRICE
284	F2A 600A	2024 FORD F-250 REGULAR CAB PICKUP 2WD 142" WB XL 8' BED	\$47,365	\$44,988
287	F2B 600A	2024 FORD F-250 REGULAR CAB PICKUP 4WD 142" WB XL 8' BED	\$50,155	\$47,684
291	F2B 603A	2024 FORD F-250 REGULAR CAB PICKUP 4WD 142" WB XLT 8' BED	\$53,500	\$50,916
295	X2A 600A	2024 FORD F-250 SUPER CAB PICKUP 2WD 148" WB XL 6.5' BED	\$49,700	\$47,245
296	X2A 600A	2024 FORD F-250 SUPER CAB PICKUP 2WD 164" WB XL 8' BED	\$49,900	\$47,438
301	X2B 600A	2024 FORD F-250 SUPER CAB PICKUP 4WD 148" WB XL 6.5' BED	\$52,490	\$49,940
302	X2B 600A	2024 FORD F-250 SUPER CAB PICKUP 4WD 164" WB XL 8' BED	\$52,700	\$50,143
309	X2B 603A	2024 FORD F-250 SUPER CAB PICKUP 4WD 148" WB XLT 6.5' BED	\$56,150	\$53,476
310	X2B 603A	2024 FORD F-250 SUPER CAB PICKUP 4WD 164" WB XLT 8' BED	\$56,350	\$53,670
317	W2A 600A	2024 FORD F-250 SUPER CREW CAB PICKUP 2WD 160" WB XL 6.5' BED	\$51,155	\$48,651
318	W2A 600A	2024 FORD F-250 SUPER CREW CAB PICKUP 2WD 176" WB XL 8' BED	\$51,355	\$48,844
323	W2B 600A	2024 FORD F-250 SUPER CREW CAB PICKUP 4WD 160" WB XL 6.5' BED	\$53,955	\$51,356
324	W2B 600A	2024 FORD F-250 SUPER CREW CAB PICKUP 4WD 176" WB XL 8' BED	\$54,165	\$51,558
331	W2B 603A	2024 FORD F-250 SUPER CREW CAB PICKUP 4WD 160" WB XLT 6.5' BED	\$57,905	\$55,172
332	W2B 603A	2024 FORD F-250 SUPER CREW CAB PICKUP 4WD 176" WB XLT 8' BED	\$58,110	\$55,370
339	F3A 610A	2024 FORD F-350 REGULAR CAB PICKUP 2WD SRW 142" WB XL 8' BED	\$48,410	\$45,998
342	F3B 610A	2024 FORD F-350 REGULAR CAB PICKUP 4WD SRW 142" WB XL 8' BED	\$51,210	\$48,703
346	F3B 613A	2024 FORD F-350 REGULAR CAB PICKUP 4WD SRW 142" WB XLT 8' BED	\$54,555	\$51,936
350	F3C 620A	2024 FORD F-350 REGULAR CAB PICKUP 2WD DRW 142" WB XL 8' BED	\$49,900	\$47,438
353	F3D 620A	2024 FORD F-350 REGULAR CAB PICKUP 4WD DRW 142" WB XL 8' BED	\$52,700	\$50,143
357	F3D 623A	2024 FORD F-350 REGULAR CAB PICKUP 4WD DRW 142" WB XLT 8' BED	\$55,510	\$52,858
361	X3A 610A	2024 FORD F-350 SUPER CAB PICKUP 2WD SRW 148" WB XL 6.5' BED	\$50,740	\$48,249
364	X3A 610A	2024 FORD F-350 SUPER CAB PICKUP 2WD SRW 164" WB XL 8' BED	\$50,950	\$48,452
367	X3B 610A	2024 FORD F-350 SUPER CAB PICKUP 4WD SRW 148" WB XL 6.5' BED	\$53,550	\$50,965
371	X3B 610A	2024 FORD F-350 SUPER CAB PICKUP 4WD SRW 164" WB XL 8' BED	\$53,740	\$51,148
375	X3B 613A	2024 FORD F-350 SUPER CAB PICKUP 4WD SRW 148" WB XLT 6.5' BED	\$57,195	\$54,486
379	X3B 613A	2024 FORD F-350 SUPER CAB PICKUP 4WD SRW 164" WB XLT 8' BED	\$57,405	\$54,689
385	X3D 620A	2024 FORD F-350 SUPER CAB PICKUP 4WD DRW 164" WB XL 8' BED	\$55,225	\$52,583
389	X3D 623A	2024 FORD F-350 SUPER CAB PICKUP 4WD DRW 164" WB XLT 8' BED	\$58,235	\$55,491
393	W3A 610A	2024 FORD F-350 SUPER CREW CAB PICKUP 2WD SRW 160" WB XL 6.5' BED	\$52,210	\$49,670
396	W3A 610A	2024 FORD F-350 SUPER CREW CAB PICKUP 2WD SRW 176" WB XL 8' BED	\$52,410	\$49,862
399	W3B 610A	2024 FORD F-350 SUPER CREW CAB PICKUP 4WD 160" WB XL 6.5' BED	\$55,015	\$52,380

FORD



863-402-4234

chris.wilson@alanjay.com

ROW	MODEL CODE	MODEL DESCRIPTION	MSRP	CONTRACT PRICE
403	W3B 610A	2024 FORD F-350 SUPER CREW CAB PICKUP 4WD 176" WB XL 8' BED	\$55,210	\$52,569
407	W3B 613A	2024 FORD F-350 SUPER CREW CAB PICKUP 4WD 160" WB XLT 6.5' BED	\$58,955	\$56,186
411	W3B 613A	2024 FORD F-350 SUPER CREW CAB PICKUP 4WD 176" WB XLT 8' BED	\$59,155	\$56,380
415	W3C 620A	2024 FORD F-350 SUPER CREW CAB PICKUP 2WD DRW 176" WB XL 8' BED	\$53,895	\$61,036
418	W3D 620A	2024 FORD F-350 SUPER CREW CAB PICKUP 4WD DRW 176" WB XL 8' BED	\$56,695	\$54,003
422	W3D 623A	2024 FORD F-350 SUPER CREW CAB PICKUP 4WD DRW 176" WB XLT 8' BED	\$60,005	\$57,201
431	W4C 670A	2024 FORD F-450 SUPER CREW CAB PICKUP 2WD DRW 176" WB XL 8' BED	\$66,850	\$63,832
434	W4D 670A	2024 FORD F-450 SUPER CREW CAB PICKUP 4WD DRW 176" WB XL 8' BED	\$70,320	\$67,186
437	W4D 673A	2024 FORD F-450 SUPER CREW CAB PICKUP 4WD DRW 176" WB XLT 8' BED	\$72,430	\$69,225
440	F3E 630A	2024 FORD F-350 REGULAR CAB CHASSIS 2WD SRW 145" WB XL 60" CA	\$50,060	\$47,592
443	F3F 630A	2024 FORD F-350 REGULAR CAB CHASSIS 4WD SRW 145" WB XL 60" CA	\$53,560	\$50,973
446	F3E 633A	2024 FORD F-350 REGULAR CAB CHASSIS 2WD SRW 145" WB XLT 60" CA	\$52,095	\$49,558
449	F3F 633A	2024 FORD F-350 REGULAR CAB CHASSIS 4WD SRW 145" WB XLT 60" CA	\$55,600	\$52,945
452	F3G 640A	2024 FORD F-350 REGULAR CAB CHASSIS 2WD DRW 145" WB XL 60" CA	\$51,265	\$48,757
455	F3G 640A	2024 FORD F-350 REGULAR CAB CHASSIS 2WD DRW 169" WB XL 84" CA	\$51,440	\$48,926
458	F3H 640A	2024 FORD F-350 REGULAR CAB CHASSIS 4WD DRW 145" WB XL 60" CA	\$54,740	\$52,114
461	F3H 640A	2024 FORD F-350 REGULAR CAB CHASSIS 4WD DRW 169" WB XL 84" CA	\$54,920	\$52,288
464	F3G 643A	2024 FORD F-350 REGULAR CAB CHASSIS 2WD DRW 145" WB XLT 60" CA	\$53,170	\$50,597
467	F3G 643A	2024 FORD F-350 REGULAR CAB CHASSIS 2WD DRW 169" WB XLT 84" CA	\$53,365	\$50,786
470	F3H 643A	2024 FORD F-350 REGULAR CAB CHASSIS 4WD DRW 145" WB XLT 60" CA	\$56,665	\$53,974
474	F3H 643A	2024 FORD F-350 REGULAR CAB CHASSIS 4WD DRW 169" WB XLT 84" CA	\$56,835	\$54,137
476	X3E 630A	2024 FORD F-350 SUPER CAB CHASSIS 2WD SRW 168" WB XL 60" CA	\$52,345	\$49,801
478	X3F 630A	2024 FORD F-350 SUPER CAB CHASSIS 4WD SRW 168" WB XL 60" CA	\$55,845	\$53,182
480	X3E 633A	2024 FORD F-350 SUPER CAB CHASSIS 2WD SRW 168" WB XLT 60" CA	\$54,635	\$52,012
482	X3F 633A	2024 FORD F-350 SUPER CAB CHASSIS 4WD SRW 168" WB XLT 60" CA	\$58,130	\$55,390
484	X3G 640A	2024 FORD F-350 SUPER CAB CHASSIS 2WD DRW 168" WB XL 60" CA	\$53,545	\$50,961
486	X3H 640A	2024 FORD F-350 SUPER CAB CHASSIS 4WD DRW 168" WB XL 60" CA	\$57,050	\$54,345
488	X3G 643A	2024 FORD F-350 SUPER CAB CHASSIS 2WD DRW 168" WB XL 60" CA	\$55,720	\$53,060
490	X3H 643A	2024 FORD F-350 SUPER CAB CHASSIS 4WD DRW 168" WB XLT 60" CA	\$59,225	\$56,448
492	W3E 630A	2024 FORD F-350 SUPER CREW CAB CHASSIS 2WD SRW 179" WB XL 60" CA	\$53,410	\$50,829
494	W3F 630A	2024 FORD F-350 SUPER CREW CAB CHASSIS 4WD SRW 179" WB XL 60" CA	\$56,910	\$54,210
496	W3E 633A	2024 FORD F-350 SUPER CREW CAB CHASSIS 2WD SRW 179" WB XLT 60" CA	\$56,200	\$53,526

FORD



863-402-4234

chris.wilson@alanjay.com

ROW	MODEL CODE	MODEL DESCRIPTION	MSRP	CONTRACT PRICE
498	W3F 633A	2024 FORD F-350 SUPER CREW CAB CHASSIS 4WD SRW 179" WB XLT 60" CA	\$59,705	\$56,910
500	W3G 640A	2024 FORD F-350 SUPER CREW CAB CHASSIS 2WD DRW 179" WB XL 60" CA	\$54,615	\$51,993
502	W3H 640A	2024 FORD F-350 SUPER CREW CAB CHASSIS 4WD DRW 179" WB XL 60" CA	\$58,115	\$55,375
504	W3G 643A	2024 FORD F-350 SUPER CREW CAB CHASSIS 2WD DRW 179" WB XLT 60" CA	\$57,285	\$54,573
506	W3H 643A	2024 FORD F-350 SUPER CREW CAB CHASSIS 4WD DRW 179" WB XLT 60" CA	\$60,790	\$57,960
508	F4G 650A	2024 FORD F-450 REGULAR CAB CHASSIS 2WD DRW 145" WB XL 60" CA	\$53,140	\$50,568
510	F4G 650A	2024 FORD F-450 REGULAR CAB CHASSIS 2WD DRW 169" WB XL 84" CA	\$53,320	\$50,742
512	F4G 650A	2024 FORD F-450 REGULAR CAB CHASSIS 2WD DRW 193" WB XL 108" CA	\$53,490	\$50,905
514	F4G 650A	2024 FORD F-450 REGULAR CAB CHASSIS 2WD DRW 205" WB XL 120" CA	\$53,665	\$51,076
516	F4H 650A	2024 FORD F-450 REGULAR CAB CHASSIS 4WD DRW 145" WB XL 60" CA	\$56,040	\$53,370
518	F4H 650A	2024 FORD F-450 REGULAR CAB CHASSIS 4WD DRW 169" WB XL 84" CA	\$56,215	\$53,539
520	F4H 650A	2024 FORD F-450 REGULAR CAB CHASSIS 4WD DRW 193" WB XL 108" CA	\$56,385	\$53,704
522	F4H 650A	2024 FORD F-450 REGULAR CAB CHASSIS 4WD DRW 205" WB XL 120" CA	\$56,560	\$53,872
524	F4G 653A	2024 FORD F-450 REGULAR CAB CHASSIS 2WD DRW 145" WB XLT 60" CA	\$55,070	\$52,433
526	F4G 653A	2024 FORD F-450 REGULAR CAB CHASSIS 2WD DRW 169" WB XLT 84" CA	\$55,240	\$52,597
528	F4G 653A	2024 FORD F-450 REGULAR CAB CHASSIS 2WD DRW 193" WB XLT 108" CA	\$55,425	\$52,776
530	F4G 653A	2024 FORD F-450 REGULAR CAB CHASSIS 2WD DRW 205" WB XLT 120" CA	\$55,590	\$52,935
532	F4H 653A	2024 FORD F-450 REGULAR CAB CHASSIS 4WD DRW 145" WB XLT 60" CA	\$57,970	\$55,235
534	F4H 653A	2024 FORD F-450 REGULAR CAB CHASSIS 4WD DRW 169" WB XLT 84" CA	\$58,140	\$55,400
536	F4H 653A	2024 FORD F-450 REGULAR CAB CHASSIS 4WD DRW 193" WB XLT 108" CA	\$58,320	\$55,574
538	F4H 653A	2024 FORD F-450 REGULAR CAB CHASSIS 4WD DRW 205" WB XLT 120" CA	\$58,485	\$55,733
540	X4G 650A	2024 FORD F-450 SUPER CAB CHASSIS 2WD DRW 168" WB XL 60" CA	\$55,430	\$52,782
542	X4G 650A	2024 FORD F-450 SUPER CAB CHASSIS 2WD DRW 192" WB XL 84" CA	\$55,605	\$62,687
543	X4H 650A	2024 FORD F-450 SUPER CAB CHASSIS 4WD DRW 168" WB XL 60" CA	\$58,930	\$56,163
545	X4H 650A	2024 FORD F-450 SUPER CAB CHASSIS 4WD DRW 192" WB XL 84" CA	\$59,100	\$56,327
547	X4G 653A	2024 FORD F-450 SUPER CAB CHASSIS 2WD DRW 168" WB XLT 60" CA	\$57,600	\$54,877
549	X4G 653A	2024 FORD F-450 SUPER CAB CHASSIS 2WD DRW 192" WB XLT 84" CA	\$57,780	\$64,789
550	X4H 653A	2024 FORD F-450 SUPER CAB CHASSIS 4WD DRW 168" WB XLT 60" CA	\$61,110	\$58,269
552	X4H 653A	2024 FORD F-450 SUPER CAB CHASSIS 4WD DRW 192" WB XLT 84" CA	\$61,285	\$58,438
554	W4G 650A	2024 FORD F-450 SUPER CREW CAB CHASSIS 2WD DRW 203" WB XL 84" CA	\$56,665	\$53,974
556	W4G 650A	2024 FORD F-450 SUPER CREW CAB CHASSIS 2WD DRW 179" WB XL 60" CA	\$56,485	\$53,800
558	W4H 650A	2024 FORD F-450 SUPER CREW CAB CHASSIS 4WD DRW 179" WB XL 60" CA	\$59,990	\$57,187

FORD



863-402-4234

chris.wilson@alanjay.com

ROW	MODEL CODE	MODEL DESCRIPTION	MSRP	CONTRACT PRICE
560	W4H 650A	2024 FORD F-450 SUPER CREW CAB CHASSIS 4WD DRW 203" WB XL 84" CA	\$60,160	\$59,299
562	W4G 653A	2024 FORD F-450 SUPER CREW CAB CHASSIS 2WD DRW 179" WB XLT 60" CA	\$59,175	\$56,398
564	W4G 653A	2024 FORD F-450 SUPER CREW CAB CHASSIS 2WD DRW 203" WB XLT 84" CA	\$59,345	\$56,564
566	W4H 653A	2024 FORD F-450 SUPER CREW CAB CHASSIS 4WD DRW 179" WB XLT 84" CA	\$60,160	\$57,350
568	W4H 653A	2024 FORD F-450 SUPER CREW CAB CHASSIS 4WD DRW 203" WB XLT 108" CA	\$62,845	\$59,946
570	F5G 660A	2024 FORD F-550 REGULAR CAB CHASSIS 2WD DRW 145" WB XL 60" CA	\$54,240	\$51,632
572	F5G 660A	2024 FORD F-550 REGULAR CAB CHASSIS 2WD DRW 169" WB XL 84" CA	\$54,415	\$51,800
575	F5G 660A	2024 FORD F-550 REGULAR CAB CHASSIS 2WD DRW 193" WB XL 108" CA	\$54,590	\$51,969
577	F5G 660A	2024 FORD F-550 REGULAR CAB CHASSIS 2WD DRW 205" WB XL 120" CA	\$54,760	\$52,133
578	F5H 660A	2024 FORD F-550 REGULAR CAB CHASSIS 4WD DRW 145" WB XL 60" CA	\$57,145	\$54,438
580	F5H 660A	2024 FORD F-550 REGULAR CAB CHASSIS 4WD DRW 169" WB XL 84" CA	\$57,315	\$54,603
583	F5H 660A	2024 FORD F-550 REGULAR CAB CHASSIS 4WD DRW 193" WB XL 108" CA	\$57,485	\$54,767
585	F5H 660A	2024 FORD F-550 REGULAR CAB CHASSIS 4WD DRW 205" WB XL 120" CA	\$57,660	\$54,936
586	F5G 663A	2024 FORD F-550 REGULAR CAB CHASSIS 2WD DRW 145" WB XLT 60" CA	\$56,165	\$53,491
588	F5G 663A	2024 FORD F-550 REGULAR CAB CHASSIS 2WD DRW 169" WB XLT 84" CA	\$56,335	\$53,655
591	F5G 663A	2024 FORD F-550 REGULAR CAB CHASSIS 2WD DRW 193" WB XLT 108" CA	\$56,515	\$53,829
593	F5G 663A	2024 FORD F-550 REGULAR CAB CHASSIS 2WD DRW 205" WB XLT 120" CA	\$56,685	\$53,994
594	F5H 663A	2024 FORD F-550 REGULAR CAB CHASSIS 4WD DRW 145" WB XLT 60" CA	\$59,070	\$56,298
596	F5H 663A	2024 FORD F-550 REGULAR CAB CHASSIS 4WD DRW 169" WB XLT 84" CA	\$59,245	\$56,467
599	F5H 663A	2024 FORD F-550 REGULAR CAB CHASSIS 4WD DRW 193" WB XLT 108" CA	\$59,425	\$56,641
601	F5H 663A	2024 FORD F-550 REGULAR CAB CHASSIS 4WD DRW 205" WB XLT 120" CA	\$59,590	\$56,800
602	X5G 660A	2024 FORD F-550 SUPER CAB CHASSIS 2WD DRW 168" WB XL 60" CA	\$56,530	\$53,845
604	X5G 660A	2024 FORD F-550 SUPER CAB CHASSIS 2WD DRW 192" WB XL 84" CA	\$56,700	\$63,746
606	X5H 660A	2024 FORD F-550 SUPER CAB CHASSIS 4WD DRW GAS 168" WB XL 60" CA	\$60,025	\$57,221
608	X5H 660A	2024 FORD F-550 SUPER CAB CHASSIS 4WD DRW 192" WB XL 84" CA	\$60,200	\$57,390
609	X5G 663A	2024 FORD F-550 SUPER CAB CHASSIS 2WD DRW 168" WB XLT 60" CA	\$58,705	\$55,945
611	X5G 663A	2024 FORD F-550 SUPER CAB CHASSIS 2WD DRW 192" WB XLT 84" CA	\$58,880	\$65,852
612	X5H 663A	2024 FORD F-550 SUPER CAB CHASSIS 4WD DRW 168" WB XLT 60" CA	\$62,200	\$59,323
613	X5H 663A	2024 FORD F-550 SUPER CAB CHASSIS 4WD DRW 192" WB XLT 84" CA	\$62,380	\$59,496
615	W5G 660A	2024 FORD F-550 SUBER CREW CAB CHASSIS 2WD DRW 179" WB XL 60" CA	\$57,585	\$54,863
617	W5G 660A	2024 FORD F-550 SUBER CREW CAB CHASSIS 2WD DRW 203" WB XL 84" CA	\$57,760	\$55,032
619	W5H 660A	2024 FORD F-550 SUBER CREW CAB CHASSIS 4WD DRW 179" WB XL 60" CA	\$61,085	\$58,246

FORD



863-402-4234

chris.wilson@alanjay.com

ROW	MODEL CODE	MODEL DESCRIPTION	MSRP	CONTRACT PRICE
621	W5H 660A	2024 FORD F-550 SUBER CREW CAB CHASSIS 4WD DRW 203" WB XL 84" CA	\$61,265	\$58,419
623	W5G 663A	2024 FORD F-550 SUBER CREW CAB CHASSIS 2WD DRW 179" WB XLT 60" CA	\$60,260	\$57,447
625	W5G 663A	2024 FORD F-550 SUBER CREW CAB CHASSIS 2WD DRW 203" WB XLT 84" CA	\$60,440	\$57,622
628	W5H 663A	2024 FORD F-550 SUBER CREW CAB CHASSIS 4WD DRW 179" WB XLT 84" CA	\$63,765	\$60,834
630	F6K 680A	2024 FORD F-600 REGULAR CAB CHASSIS 2WD DRW 145" WB XL 60" CA	\$57,900	\$55,168
632	F6K 680A	2024 FORD F-600 REGULAR CAB CHASSIS 2WD DRW 169" WB XL 84" CA	\$58,075	\$55,335
634	F6K 680A	2024 FORD F-600 REGULAR CAB CHASSIS 2WD DRW 193" WB XL 108" CA	\$58,250	\$55,505
636	F6K 680A	2024 FORD F-600 REGULAR CAB CHASSIS 2WD DRW 205" WB XL 120" CA	\$58,425	\$55,675
638	F6L 680A	2024 FORD F-600 REGULAR CAB CHASSIS 4WD DRW 145" WB XL 60" CA	\$60,805	\$57,973
640	F6L 680A	2024 FORD F-600 REGULAR CAB CHASSIS 4WD DRW 169" WB XL 84" CA	\$60,980	\$58,143
642	F6L 680A	2024 FORD F-600 REGULAR CAB CHASSIS 4WD DRW 193" WB XL 108" CA	\$61,150	\$58,307
644	F6L 680A	2024 FORD F-600 REGULAR CAB CHASSIS 4WD DRW 205" WB XL 120" CA	\$61,325	\$58,477
646	F6K 683A	2024 FORD F-600 REGULAR CAB CHASSIS 2WD DRW 145" WB XLT 60" CA	\$60,830	\$57,999
648	F6K 683A	2024 FORD F-600 REGULAR CAB CHASSIS 2WD DRW 169" WB XLT 84" CA	\$61,000	\$58,163
650	F6K 683A	2024 FORD F-600 REGULAR CAB CHASSIS 2WD DRW 193" WB XLT 108" CA	\$61,180	\$58,336
652	F6K 683A	2024 FORD F-600 REGULAR CAB CHASSIS 2WD DRW 205" WB XLT 120" CA	\$61,345	\$58,496
655	F6L 683A	2024 FORD F-600 REGULAR CAB CHASSIS 4WD DRW 145" WB XLT 60" CA	\$63,730	\$60,801
657	F6L 683A	2024 FORD F-600 REGULAR CAB CHASSIS 4WD DRW 169" WB XLT 84" CA	\$63,905	\$60,969
659	F6L 683A	2024 FORD F-600 REGULAR CAB CHASSIS 4WD DRW 193" WB XLT 108" CA	\$64,085	\$61,144
661	F6L 683A	2024 FORD F-600 REGULAR CAB CHASSIS 4WD DRW 205" WB XLT 120" CA	\$64,250	\$61,302
662	F6A 600A	2025 FORD F-650 REGULAR CAB CHASSIS 2WD 158" WB STRAIT FRAME 84" CA	\$70,355	\$63,216
663	X6A 600A	2025 FORD F-650 SUPER CAB CHASSIS 2WD 179" WB STRAIT FRAME 84" CA	\$72,330	\$65,035
664	W6A 600A	2025 FORD F-650 CREW CAB CHASSIS 2WD 194" WB STRAIT FRAME 84" CA	\$75,025	\$67,518
665	F6B 600A	2025 FORD F-650 REGULAR CAB CHASSIS 2WD 158" WB KICK-UP FRAME 84" CA	\$69,675	\$62,590
666	X6B 600A	2025 FORD F-650 SUPER CAB CHASSIS 2WD 179" WB KICK-UP FRAME 84" CA	\$71,640	\$64,399
667	W6B 600A	2025 FORD F-650 CREW CAB CHASSIS 2WD 194" WB KICK-UP FRAME 84" CA	\$74,335	\$66,882
668	F6D 600A	2025 FORD F-650 REGULAR CAB CHASSIS 2WD 158" WB STRAIT FRAME 84" CA	\$80,255	\$72,350
669	X6D 600A	2025 FORD F-650 SUPER CAB CHASSIS 2WD 179" WB STRAIT FRAME 84" CA	\$82,230	\$74,170
670	W6D 600A	2025 FORD F-650 CREW CAB CHASSIS 2WD 194" WB STRAIT FRAME 84" CA	\$84,925	\$76,654
671	F6E 600A	2025 FORD F-650 REGULAR CAB CHASSIS 2WD 158" WB KICK-UP FRAME 84" CA	\$79,575	\$71,724
672	X6E 600A	2025 FORD F-650 SUPER CAB CHASSIS 2WD 179" WB KICK-UP FRAME 84" CA	\$81,540	\$73,535
673	W6E 600A	2025 FORD F-650 CREW CAB CHASSIS 2WD 194" WB KICK-UP FRAME 118" CA	\$84,235	\$76,017

FORD



863-402-4234

chris.wilson@alanjay.com

ROW	MODEL CODE	MODEL DESCRIPTION	MSRP	CONTRACT PRICE
674	F7A 600A	2025_ FORD F-750 REGULAR CAB CHASSIS 2WD 158" WB STRAIT FRAME 84" CA	\$73,250	\$65,425
675	F7D 600A	2025 FORD F-750 REGULAR CAB CHASSIS 2WD 158" WB STRAIT FRAME 84" CA	\$83,150	\$74,475
676	X7A 600A	2025 FORD F-750 SUPER CAB CHASSIS 2WD 179" WB STRAIT FRAME 84" CA	\$75,220	\$67,224
677	X7D 600A	2025 FORD F-750 SUPER CAB CHASSIS 2WD 179" WB STRAIT FRAME 84" CA	\$85,125	\$76,278
678	W7A 600A	2025 FORD F-750 CREW CAB CHASSIS 2WD 194" WB STRAIT FRAME 84" CA	\$77,915	\$69,683
679	W7D 600A	2025 FORD F-750 CREW CAB CHASSIS 2WD 194" WB STRAIT FRAME 84" CA	\$87,815	\$78,733

DISCONTINUED MODELS

57	W1Y 101A	2024 FORD E-TRANSIT T-350 CARGO VAN LOW ROOF RWD 130" WB 8670 GVWR BEV	\$55,685	\$53,838
681	U9G 200A	2024 FORD ESCAPE AWD SE	\$33,010	\$32,355
682	U0F 100A	2024 FORD ESCAPE FWD S	\$29,495	\$29,221
683	U0G 200A	2024 FORD ESCAPE FWD SE	\$30,840	\$30,235
684	S8P 501A	2024 FORD TRANSIT T-350HD CUT-AWAY AWD RWD 138" WB 10360 GVWR	\$50,625	\$48,277
685	S8P 501A	2024 FORD TRANSIT T-350HD CUT-AWAY AWD RWD 156" WB 10360 GVWR	\$51,370	\$48,997
686	S8P 501A	2024 FORD TRANSIT T-350HD CUT-AWAY AWD RWD 178" WB 10360 GVWR	\$52,680	\$50,263
687	S6P 501A	2024 FORD TRANSIT T-350HD CUT-AWAY RWD DRW 138" WB 10360 GVWR	\$45,955	\$43,765
688	S6P 501A	2024 FORD TRANSIT T-350HD CUT-AWAY RWD DRW 156" WB 10360 GVWR	\$46,700	\$44,485
689	S6P 501A	2024 FORD TRANSIT T-350HD CUT-AWAY RWD DRW 178" WB 10360 GVWR	\$47,450	\$45,210
695	S4X 101A	2024 FORD TRANSIT T-350HD CARGO VAN HIGH ROOF DRW RWD 148" WB 10360 GVWR	\$54,895	\$52,411
697	W8J 300A	2024_ FORD MAVERICK SUPER CREW PICKUP AWD XLT 4.5' BED	\$28,350	\$30,022
698	S4U 101A	2024 FORD TRANSIT T-350HD CARGO VAN HIGH ROOF DRW AWD 148" WB 10360 GVWR	\$61,440	\$58,727
699	U8X 101A 148	2024 FORD TRANSIT T-350 CARGO VAN HIGH ROOF RWD 148" WB 11,000 GVWR	\$57,400	\$54,824
702	E9Z 201A	2024 FORD TRANSIT T-150 CARGO CREW VAN LOW ROOF AWD 130" WB 8670 GVWR	\$56,610	\$52,135
703	E9Z 201A	2024 FORD TRANSIT T-150 CARGO CREW VAN LOW ROOF AWD 148" WB 8670 GVWR	\$54,610	\$52,136
706	E1Z 201A	2024 FORD TRANSIT T-150 CARGO CREW VAN LOW ROOF RWD 130" WB 8670 GVWR	\$48,645	\$46,373
707	E1Z 201A	2024 FORD TRANSIT T-150 CARGO CREW VAN LOW ROOF RWD 148" WB 8670 GVWR	\$49,915	\$47,599
710	E2D 201A	2024 FORD TRANSIT T-150 CARGO CREW VAN MEDIUM ROOF AWD 130" WB 8670 GVWR	\$54,165	\$51,706
711	E2D 201A	2024 FORD TRANSIT T-150 CARGO CREW VAN MEDIUM ROOF AWD 148" WB 8670 GVWR	\$55,440	\$52,937
714	E1D 201A	2024 FORD TRANSIT T-150 CARGO CREW VAN MEDIUM ROOF RWD 130" WB 8670 GVWR	\$49,465	\$47,164
715	E1D 201A	2024 FORD TRANSIT T-150 CARGO CREW VAN MEDIUM ROOF RWD 148" WB 8670 GVWR	\$50,745	\$48,402
717	R2V 201A	2024 FORD TRANSIT T-250 CARGO CREW VAN HIGH ROOF AWD 148" WB 9070 GVWR	\$58,535	\$55,928
719	R1V 201A	2024 FORD TRANSIT T-250 CARGO CREW VAN HIGH ROOF RWD 148" WB 9070 GVWR	\$53,840	\$51,392
722	R2Z 201A	2024 FORD TRANSIT T-250 CARGO CREW VAN LOW ROOF AWD 130" WB 9070 GVWR	\$54,290	\$51,827

FORD



863-402-4234

chris.wilson@alanjay.com

ROW	MODEL CODE	MODEL DESCRIPTION	MSRP	CONTRACT PRICE
723	R2Z 201A	2024 FORD TRANSIT T-250 CARGO CREW VAN LOW ROOF AWD 148" WB 9070 GVWR	\$55,565	\$53,058
726	R1Z 201A	2024 FORD TRANSIT T-250 CARGO CREW VAN LOW ROOF RWD 130" WB 9070 GVWR	\$49,590	\$47,284
727	R1Z 201A	2024 FORD TRANSIT T-250 CARGO CREW VAN LOW ROOF RWD 148" WB 9070 GVWR	\$50,870	\$48,523
730	R2D 201A	2024 FORD TRANSIT T-250 CARGO CREW VAN MEDIUM ROOF AWD 130" WB 9070 GVWR	\$55,110	\$52,618
731	R2D 201A	2024 FORD TRANSIT T-250 CARGO CREW VAN MEDIUM ROOF AWD 148" WB 9070 GVWR	\$56,390	\$53,855
734	R1D 201A	2024 FORD TRANSIT T-250 CARGO CREW VAN MEDIUM ROOF RWD 130" WB 9070 GVWR	\$50,415	\$48,083
735	R1D 201A	2024 FORD TRANSIT T-250 CARGO CREW VAN MEDIUM ROOF RWD 148" WB 9070 GVWR	\$51,695	\$49,319
736	R2C 101A	2024 FORD TRANSIT T-250 CARGO VAN MEDIUM ROOF AWD 130" WB 9070 GVWR	\$56,275	\$50,888
738	R1Y 101A	2024 FORD TRANSIT T-250 CARGO VAN LOW ROOF RWD 130" WB 9070 GVWR	\$48,230	\$45,971
739	R1Y 101A	2024 FORD TRANSIT T-250 CARGO VAN LOW ROOF RWD 148" WB 9070 GVWR	\$49,500	\$47,198
741	W2V 201A	2024 FORD TRANSIT T-350 CARGO CREW VAN HIGH ROOF AWD 148" WB 9500 GVWR	\$59,790	\$57,139
743	W1V 201A	2024 FORD TRANSIT T-350 CARGO CREW VAN HIGH ROOF RWD 148" WB 9500 GVWR	\$55,095	\$52,605
746	W2Z 201A	2024 FORD TRANSIT T-350 CARGO CREW VAN LOW ROOF AWD 130" WB 9500 GVWR	\$55,540	\$53,034
747	W2Z 201A	2024 FORD TRANSIT T-350 CARGO CREW VAN LOW ROOF AWD 148" WB 9500 GVWR	\$56,810	\$54,260
750	W1Z 201A	2024 FORD TRANSIT T-350 CARGO CREW VAN LOW ROOF RWD 130" WB 9500 GVWR	\$50,845	\$48,498
751	W1Z 201A	2024 FORD TRANSIT T-350 CARGO CREW VAN LOW ROOF RWD 148" WB 9500 GVWR	\$52,115	\$49,726
755	W2D 201A	2024 FORD TRANSIT T-350 CARGO CREW VAN MEDIUM ROOF AWD 130" WB 9250 GVWR	\$56,365	\$53,831
756	W2D 201A	2024 FORD TRANSIT T-350 CARGO CREW VAN MEDIUM ROOF AWD 148" WB 9250 GVWR	\$57,640	\$55,064
759	W1D 201A	2024 FORD TRANSIT T-350 CARGO CREW VAN MEDIUM ROOF RWD 130" WB 9250 GVWR	\$51,665	\$49,290
760	W1D 201A	2024 FORD TRANSIT T-350 CARGO CREW VAN MEDIUM ROOF RWD 148" WB 9250 GVWR	\$52,945	\$50,528
763	S4W 201A	2024 FORD TRANSIT T-350HD CARGO CREW VAN HIGH ROOF DRW AWD 148" WB 10360 GVWR	\$63,410	\$60,631
764	F4W 201A	2024 FORD TRANSIT T-350HD CARGO CREW VAN HIGH ROOF DRW AWD 148" WB 9950 GVWR	\$61,600	\$58,890
767	S4V 201A	2024 FORD TRANSIT T-350HD CARGO CREW VAN HIGH ROOF DRW RWD 148" WB 10360 GVWR	\$57,255	\$54,691
768	F4V 201A	2024 FORD TRANSIT T-350HD CARGO CREW VAN HIGH ROOF DRW RWD 148" WB 9950 GVWR	\$56,900	\$54,348
776	W1S 140A	2024 FORD F-150 SUPER CREW CAB 2WD 157" WB XL SSV 5.5' BED	\$49,275	\$44,567
778	X3C 620A	2024 FORD F-350 SUPER CAB 2WD DRW GAS 164" WB XL 8' BED	\$52,440	\$59,630
782	W5H 663A	2024 FORD F-550 SUBER CREW CAB 4WD DRW 203" WB XLT 108" CA	\$63,935	\$60,998

FORD

863-402-4234

chris.wilson@alanjay.com

ROW	MODEL CODE	MODEL DESCRIPTION	MSRP	CONTRACT PRICE
1	TXL26 3SA	2024 GMC TERRAIN 2WD SLE	\$28,700	\$26,657
2	TXB26 3SA	2024 GMC TERRAIN AWD SLE	\$30,300	\$28,254
3	TXM26 4SA	2024 GMC TERRAIN 2WD SLT	\$32,700	\$30,651
4	TXC26 4SA	2024 GMC TERRAIN AWD SLT	\$34,300	\$32,249
9	TC10706 3SA	2024 GMC YUKON 2WD SLE	\$60,195	\$56,293
10	TK10706 3SA	2024 GMC YUKON 4WD SLE	\$63,195	\$59,262
11	TC10706 4SA	2024 GMC YUKON 2WD SLT	\$66,895	\$62,925
12	TK10706 4SA	2024 GMC YUKON 4WD SLT	\$69,895	\$65,884
13	TK10706 4SB	2024 GMC YUKON 4WD AT4	\$73,500	\$69,463
14	TC10706 5SA	2024 GMC YUKON 2WD DENALI	\$78,800	\$74,710
15	TK10706 5SA	2024 GMC YUKON 4WD DENALI	\$81,800	\$77,680
16	TC10906 3SA	2024 GMC YUKON XL 2WD SLE	\$63,195	\$59,370
17	TK10906 3SA	2024 GMC YUKON XL 4WD SLE	\$66,195	\$62,340
18	TC10906 4SA	2024 GMC YUKON XL 2WD SLT	\$69,895	\$66,003
19	TK10906 4SA	2024 GMC YUKON XL 4WD SLT	\$72,895	\$68,972
20	TK10906 4SB	2024 GMC YUKON XL 4WD AT4	\$76,500	\$72,541
21	TC10906 5SA	2024 GMC YUKON XL 2WD DENALI	\$81,800	\$77,788
22	TK10906 5SA	2024 GMC YUKON XL 4WD DENALI	\$84,800	\$80,757
23	TG23405 1WT	2024 GMC SAVANA 2500 CARGO 135" WB (NO REAR GLASS)	\$40,700	\$38,173
25	TG23705 1WT	2024 GMC SAVANA 2500 CARGO 155" WB (NO REAR GLASS)	\$42,600	\$40,029
27	TG33405 1WT	2024 GMC SAVANA 3500 CARGO 135" WB (NO REAR GLASS)	\$43,800	\$40,769
29	TG33705 1WT	2024 GMC SAVANA 3500 CARGO 155" WB (NO REAR GLASS)	\$44,600	\$41,550
31	TG23406 1LS	2024 GMC SAVANA 2500 PASSENGER 135" WB (12-PASSENGER BASE)	\$44,900	\$42,061
33	TG23406 1LT	2024 GMC SAVANA 2500 PASSENGER 135" WB (12-PASSENGER BASE)	\$47,000	\$44,057
35	TG33406 1LS	2024 GMC SAVANA 3500 PASSENGER 135" WB (12-PASSENGER BASE)	\$46,100	\$42,800
37	TG33706 1LS	2024 GMC SAVANA 3500 PASSENGER 155" WB (12-PASSENGER BASE)	\$46,900	\$44,014
39	TG33406 1LT	2024 GMC SAVANA 3500 PASSENGER 135" WB (12-PASSENGER BASE)	\$47,800	\$44,416
41	TG33706 1LT	2024 GMC SAVANA 3500 PASSENGER 155" WB (12-PASSENGER BASE)	\$48,600	\$45,631
43	TG33503 1WT	2024 GMC SAVANA 3500 COMMERCIAL CUTAWAY RWD DRW 139" WB 9,900 GVWR 80" CA	\$36,500	\$33,638
45	TG33803 1WT	2024 GMC SAVANA 3500 COMMERCIAL CUTAWAY RWD DRW 159" WB 10,050 GVWR 100" CA	\$38,200	\$35,298
46	TG33903 1WT	2024 GMC SAVANA 3500 COMMERCIAL CUTAWAY RWD DRW 177" WB 12,300 GVWR 118" CA	\$38,500	\$35,591
47	TG33803 2WT	2024 GMC SAVANA 4500 COMMERCIAL CUTAWAY RWD DRW 159" WB 14,200 GVWR 100" CA	\$40,800	\$37,838

863-402-4234

chris.wilson@alanjay.com

ROW	MODEL CODE	MODEL DESCRIPTION	MSRP	CONTRACT PRICE
48	TG33903 2WT	2024 GMC SAVANA 4500 COMMERCIAL CUTAWAY RWD DRW 177" WB 14,200 GVWR 118" CA	\$41,000	\$38,033
49	TC10703 1SA	2025 GMC SIERRA 1500 REGULAR CAB PICKUP 2WD 126" WB WORK TRUCK 6.5' BED	\$38,300	\$37,637
49	TC10703 1SA	2024 GMC SIERRA 1500 REGULAR CAB PICKUP 2WD 126" WB WORK TRUCK 6.5' BED	\$37,700	\$38,037
50	TK10703 1SA	2025 GMC SIERRA 1500 DOUBLE CAB PICKUP 4WD 126" WB WORK TRUCK 6.5' BED	\$42,900	\$41,581
50	TK10703 1SA	2024 GMC SIERRA 1500 DOUBLE CAB PICKUP 4WD 126" WB WORK TRUCK 6.5' BED	\$42,300	\$42,017
52	TC10903 1SA	2025 GMC SIERRA 1500 DOUBLE CAB PICKUP 2WD 140" WB WORK TRUCK 8' BED	\$38,500	\$37,837
52	TC10903 1SA	2024 GMC SIERRA 1500 DOUBLE CAB PICKUP 2WD 140" WB WORK TRUCK 8' BED	\$37,900	\$38,239
54	TK10903 1SA	2025 GMC SIERRA 1500 DOUBLE CAB PICKUP 4WD 140" WB WORK TRUCK 8' BED	\$43,100	\$41,780
54	TK10903 1SA	2024 GMC SIERRA 1500 DOUBLE CAB PICKUP 4WD 140" WB WORK TRUCK 8' BED	\$42,500	\$42,219
56	TC10753 1SA	2025 GMC SIERRA 1500 DOUBLE CAB PICKUP 2WD 147" WB WORK TRUCK 6.5' BED	\$41,600	\$39,000
56	TC10753 1SA	2024 GMC SIERRA 1500 DOUBLE CAB PICKUP 2WD 147" WB WORK TRUCK 6.5' BED	\$41,000	\$39,412
58	TC10753 3SA	2024 GMC SIERRA 1500 DOUBLE CAB PICKUP 2WD 147" WB SLE 6.5' BED	\$49,100	\$46,501
58	TC10753 3SA	2025 GMC SIERRA 1500 DOUBLE CAB PICKUP 2WD 147" WB SLE 6.5' BED	\$48,800	\$45,132
60	TK10753 1SA	2024 GMC SIERRA 1500 DOUBLE CAB PICKUP 4WD 147" WB WORK TRUCK 6.5' BED	\$46,700	\$44,499
60	TK10753 1SA	2025 GMC SIERRA 1500 DOUBLE CAB PICKUP 4WD 147" WB WORK TRUCK 6.5' BED	\$44,900	\$41,646
62	TK10753 3SA	2024 GMC SIERRA 1500 DOUBLE CAB PICKUP 4WD 147" WB SLE 6.5' BED	\$52,400	\$49,101
62	TK10753 3SA	2025 GMC SIERRA 1500 DOUBLE CAB PICKUP 4WD 147" WB SLE 6.5' BED	\$52,100	\$47,707
64	TC10543 1SA	2024 GMC SIERRA 1500 CREW CAB PICKUP 2WD 147" WB WORK TRUCK 5.5' BED	\$43,400	\$41,719
64	TC10543 1SA	2025 GMC SIERRA 1500 CREW CAB PICKUP 2WD 147" WB WORK TRUCK 5.5' BED	\$44,000	\$41,285
66	TC10543 3SA	2025 GMC SIERRA 1500 CREW CAB PICKUP 2WD 147" WB SLE 5.5' BED	\$51,200	\$47,365
66	TC10543 3SA	2024 GMC SIERRA 1500 CREW CAB PICKUP 2WD 147" WB SLE 5.5' BED	\$51,500	\$48,757
68	TK10543 1SA	2024 GMC SIERRA 1500 CREW CAB PICKUP 4WD 147" WB WORK TRUCK 5.5' BED	\$46,700	\$44,391
68	TK10543 1SA	2025 GMC SIERRA 1500 CREW CAB PICKUP 4WD 147" WB WORK TRUCK 5.5' BED	\$47,300	\$43,932
70	TK10543 3SA	2025 GMC SIERRA 1500 CREW CAB PICKUP 4WD 147" WB SLE 5.5' BED	\$54,500	\$49,941
70	TK10543 3SA	2024 GMC SIERRA 1500 CREW CAB PICKUP 4WD 147" WB SLE 5.5' BED	\$54,800	\$51,357
72	TK10543 4SB	2025 GMC SIERRA 1500 CREW CAB PICKUP 4WD 147" WB AT4 5.5' BED	\$66,800	\$61,938
72	TK10543 4SB	2024 GMC SIERRA 1500 CREW CAB PICKUP 4WD 147" WB AT4 5.5' BED	\$66,100	\$62,482
73	TK10743 1SA	2024 GMC SIERRA 1500 CREW CAB PICKUP 4WD 157" WB WORK TRUCK 6.5' BED	\$47,000	\$44,693
73	TK10743 1SA	2025 GMC SIERRA 1500 CREW CAB PICKUP 4WD 157" WB WORK TRUCK 6.5' BED	\$47,600	\$44,231
75	TK10743 3SA	2024 GMC SIERRA 1500 CREW CAB PICKUP 4WD 157" WB SLE 6.5' BED	\$55,100	\$51,651
75	TK10743 3SA	2025 GMC SIERRA 1500 CREW CAB PICKUP 4WD 157" WB SLE 6.5' BED	\$54,800	\$50,234
77	TK10743 4SB	2024 GMC SIERRA 1500 CREW CAB PICKUP 4WD 157" WB AT4 6.5' BED	\$66,400	\$62,776

863-402-4234

chris.wilson@alanjay.com

ROW	MODEL CODE	MODEL DESCRIPTION	MSRP	CONTRACT PRICE
77	TK10743 4SB	2025 GMC SIERRA 1500 CREW CAB PICKUP 4WD 157" WB AT4 6.5' BED	\$67,300	\$62,425
78	TC20903 1SA	2024 GMC SIERRA 2500HD REGULAR CAB PICKUP 2WD WORK TRUCK 8' BED	\$44,400	\$43,257
78	TC20903 1SA	2025 GMC SIERRA 2500HD REGULAR CAB PICKUP 2WD WORK TRUCK 8' BED	\$46,300	\$44,489
80	TC20903 3SA	2024 GMC SIERRA 2500HD REGULAR CAB PICKUP 2WD SLE 8' BED	\$49,200	\$47,477
80	TC20903 3SA	2025 GMC SIERRA 2500HD REGULAR CAB PICKUP 2WD SLE 8' BED	\$50,400	\$48,003
82	TK20903 1SA	2025 GMC SIERRA 2500HD REGULAR CAB PICKUP 4WD WORK TRUCK 8' BED	\$49,100	\$46,612
82	TK20903 1SA	2024 GMC SIERRA 2500HD REGULAR CAB PICKUP 4WD WORK TRUCK 8' BED	\$47,200	\$45,381
84	TK20903 3SA	2025 GMC SIERRA 2500HD REGULAR CAB PICKUP 4WD SLE 8' BED	\$53,200	\$50,096
84	TK20903 3SA	2024 GMC SIERRA 2500HD REGULAR CAB PICKUP 4WD SLE 8' BED	\$52,000	\$49,570
86	TC20753 1SA	2025 GMC SIERRA 2500HD DOUBLE CAB PICKUP 2WD WORK TRUCK 6.5' BED	\$48,200	\$45,182
86	TC20753 1SA	2024 GMC SIERRA 2500HD DOUBLE CAB PICKUP 2WD WORK TRUCK 6.5' BED	\$46,300	\$43,949
88	TC20753 3SA	2024 GMC SIERRA 2500HD DOUBLE CAB PICKUP 2WD SLE 6.5' BED	\$51,300	\$48,345
88	TC20753 3SA	2025 GMC SIERRA 2500HD DOUBLE CAB PICKUP 2WD SLE 6.5' BED	\$52,500	\$48,871
90	TK20753 1SA	2025 GMC SIERRA 2500HD DOUBLE CAB PICKUP 4WD WORK TRUCK 6.5' BED	\$51,000	\$47,305
90	TK20753 1SA	2024 GMC SIERRA 2500HD DOUBLE CAB PICKUP 4WD WORK TRUCK 6.5' BED	\$49,100	\$46,072
92	TK20753 3SA	2024 GMC SIERRA 2500HD DOUBLE CAB PICKUP 4WD SLE 6.5' BED	\$54,100	\$50,438
92	TK20753 3SA	2025 GMC SIERRA 2500HD DOUBLE CAB PICKUP 4WD SLE 6.5' BED	\$55,300	\$50,964
94	TC20953 1SA	2024 GMC SIERRA 2500HD DOUBLE CAB PICKUP 2WD WORK TRUCK 8' BED	\$46,500	\$44,147
94	TC20953 1SA	2025 GMC SIERRA 2500HD DOUBLE CAB PICKUP 2WD WORK TRUCK 8' BED	\$48,400	\$45,380
96	TC20953 3SA	2024 GMC SIERRA 2500HD DOUBLE CAB PICKUP 2WD SLE 8' BED	\$49,200	\$46,288
96	TC20953 3SA	2025 GMC SIERRA 2500HD DOUBLE CAB PICKUP 2WD SLE 8' BED	\$52,700	\$49,067
98	TK20953 1SA	2025 GMC SIERRA 2500HD DOUBLE CAB PICKUP 4WD WORK TRUCK 8' BED	\$51,200	\$47,503
98	TK20953 1SA	2024 GMC SIERRA 2500HD DOUBLE CAB PICKUP 4WD WORK TRUCK 8' BED	\$49,300	\$46,270
100	TK20953 3SA	2024 GMC SIERRA 2500HD DOUBLE CAB PICKUP 4WD SLE 8' BED	\$54,300	\$50,633
100	TK20953 3SA	2025 GMC SIERRA 2500HD DOUBLE CAB PICKUP 4WD SLE 8' BED	\$55,500	\$51,160
102	TC20743 1SA	2025 GMC SIERRA 2500HD CREW CAB PICKUP 2WD WORK TRUCK 6.5' BED	\$50,000	\$47,179
102	TC20743 1SA	2024 GMC SIERRA 2500HD CREW CAB PICKUP 2WD WORK TRUCK 6.5' BED	\$48,100	\$45,947
104	TC20743 3SA	2025 GMC SIERRA 2500HD CREW CAB PICKUP 2WD SLE 6.5' BED	\$54,300	\$50,850
104	TC20743 3SA	2024 GMC SIERRA 2500HD CREW CAB PICKUP 2WD SLE 6.5' BED	\$53,100	\$50,323
106	TK20743 1SA	2025 GMC SIERRA 2500HD CREW CAB PICKUP 4WD WORK TRUCK 6.5' BED	\$52,800	\$49,303
106	TK20743 1SA	2024 GMC SIERRA 2500HD CREW CAB PICKUP 4WD WORK TRUCK 6.5' BED	\$50,900	\$48,071
108	TK20743 3SA	2025 GMC SIERRA 2500HD CREW CAB PICKUP 4WD SLE 6.5' BED	\$57,100	\$52,942

863-402-4234

chris.wilson@alanjay.com

ROW	MODEL CODE	MODEL DESCRIPTION	MSRP	CONTRACT PRICE
108	TK20743 3SA	2024 GMC SIERRA 2500HD CREW CAB PICKUP 4WD SLE 6.5' BED	\$55,900	\$52,416
110	TK20743 4SA	2025 GMC SIERRA 2500HD CREW CAB PICKUP 4WD SLT 6.5' BED	\$64,700	\$60,383
111	TC20943 1SA	2025 GMC SIERRA 2500HD CREW CAB PICKUP 2WD WORK TRUCK 8' BED	\$50,200	\$47,377
111	TC20943 1SA	2024 GMC SIERRA 2500HD CREW CAB PICKUP 2WD WORK TRUCK 8' BED	\$48,300	\$46,145
113	TC20943 3SA	2024 GMC SIERRA 2500HD CREW CAB PICKUP 2WD SLE 8' BED	\$53,300	\$50,519
113	TC20943 3SA	2025 GMC SIERRA 2500HD CREW CAB PICKUP 2WD SLE 8' BED	\$54,500	\$51,045
115	TK20943 1SA	2025 GMC SIERRA 2500HD CREW CAB PICKUP 4WD WORK TRUCK 8' BED	\$53,000	\$49,501
115	TK20943 1SA	2024 GMC SIERRA 2500HD CREW CAB PICKUP 4WD WORK TRUCK 8' BED	\$51,100	\$48,269
117	TK20943 3SA	2025 GMC SIERRA 2500HD CREW CAB PICKUP 4WD SLE 8' BED	\$57,300	\$53,138
117	TK20943 3SA	2024 GMC SIERRA 2500HD CREW CAB PICKUP 4WD SLE 8' BED	\$56,100	\$52,612
119	TC30903 1SA	2024 GMC SIERRA 3500HD REGULAR CAB PICKUP 2WD SRW WORK TRUCK 8' BED	\$45,600	\$44,445
119	TC30903 1SA	2025 GMC SIERRA 3500HD REGULAR CAB PICKUP 2WD SRW WORK TRUCK 8' BED	\$47,500	\$45,250
121	TC30903 3SA	2024 GMC SIERRA 3500HD REGULAR CAB PICKUP 2WD SRW SLE 8' BED	\$50,400	\$48,652
121	TC30903 3SA	2025 GMC SIERRA 3500HD REGULAR CAB PICKUP 2WD SRW SLE 8' BED	\$51,600	\$48,719
123	TK30903 1SA	2025 GMC SIERRA 3500HD REGULAR CAB PICKUP 4WD SRW WORK TRUCK 8' BED	\$50,300	\$47,354
123	TK30903 1SA	2024 GMC SIERRA 3500HD REGULAR CAB PICKUP 4WD SRW WORK TRUCK 8' BED	\$48,400	\$46,568
125	TK30903 3SA	2025 GMC SIERRA 3500HD REGULAR CAB PICKUP 4WD SRW SLE 8' BED	\$54,400	\$50,792
125	TK30903 3SA	2024 GMC SIERRA 3500HD REGULAR CAB PICKUP 4WD SRW SLE 8' BED	\$53,200	\$50,745
127	TC30953 1SA	2024 GMC SIERRA 3500HD DOUBLE CAB PICKUP 2WD SRW WORK TRUCK 8' BED	\$47,700	\$45,335
127	TC30953 1SA	2025 GMC SIERRA 3500HD DOUBLE CAB PICKUP 2WD SRW WORK TRUCK 8' BED	\$49,600	\$46,132
129	TC30953 3SA	2025 GMC SIERRA 3500HD DOUBLE CAB PICKUP 2WD SRW SLE 8' BED	\$53,900	\$49,772
129	TC30953 3SA	2024 GMC SIERRA 3500HD DOUBLE CAB PICKUP 2WD SRW SLE 8' BED	\$52,700	\$49,715
131	TK30953 1SA	2025 GMC SIERRA 3500HD DOUBLE CAB PICKUP 4WD SRW WORK TRUCK 8' BED	\$52,400	\$48,235
131	TK30953 1SA	2024 GMC SIERRA 3500HD DOUBLE CAB PICKUP 4WD SRW WORK TRUCK 8' BED	\$50,500	\$47,459
133	TK30953 3SA	2024 GMC SIERRA 3500HD DOUBLE CAB PICKUP 4WD SRW SLE 8' BED	\$55,500	\$51,808
133	TK30953 3SA	2025 GMC SIERRA 3500HD DOUBLE CAB PICKUP 4WD SRW SLE 8' BED	\$56,700	\$51,846
135	TC30743 1SA	2025 GMC SIERRA 3500HD CREW CAB PICKUP 2WD SRW WORK TRUCK 6.5' BED	\$51,200	\$47,915
135	TC30743 1SA	2024 GMC SIERRA 3500HD CREW CAB PICKUP 2WD SRW WORK TRUCK 6.5' BED	\$49,300	\$47,135
137	TC30743 3SA	2025 GMC SIERRA 3500HD CREW CAB PICKUP 2WD SRW SLE 6.5' BED	\$55,500	\$51,538
137	TC30743 3SA	2024 GMC SIERRA 3500HD CREW CAB PICKUP 2WD SRW SLE 6.5' BED	\$54,300	\$51,498
139	TK30743 1SA	2024 GMC SIERRA 3500HD CREW CAB PICKUP 4WD SRW WORK TRUCK 6.5' BED	\$49,300	\$46,486
139	TK30743 1SA	2025 GMC SIERRA 3500HD CREW CAB PICKUP 4WD SRW WORK TRUCK 6.5' BED	\$54,000	\$50,019

863-402-4234

chris.wilson@alanjay.com

ROW	MODEL CODE	MODEL DESCRIPTION	MSRP	CONTRACT PRICE
141	TK30743 3SA	2024 GMC SIERRA 3500HD CREW CAB PICKUP 4WD SRW SLE 6.5' BED	\$54,300	\$50,850
141	TK30743 3SA	2025 GMC SIERRA 3500HD CREW CAB PICKUP 4WD SRW SLE 6.5' BED	\$58,300	\$53,612
143	TC30943 1SA	2025 GMC SIERRA 3500HD CREW CAB PICKUP 2WD SRW WORK TRUCK 8' BED	\$51,400	\$48,111
143	TC30943 1SA	2024 GMC SIERRA 3500HD CREW CAB PICKUP 2WD SRW WORK TRUCK 8' BED	\$49,500	\$47,333
145	TC30943 3SA	2024 GMC SIERRA 3500HD CREW CAB PICKUP 2WD SRW SLE 8' BED	\$54,500	\$51,694
145	TC30943 3SA	2025 GMC SIERRA 3500HD CREW CAB PICKUP 2WD SRW SLE 8' BED	\$55,700	\$51,732
147	TK30943 1SA	2025 GMC SIERRA 3500HD CREW CAB PICKUP 4WD SRW WORK TRUCK 8' BED	\$54,200	\$50,215
147	TK30943 1SA	2024 GMC SIERRA 3500HD CREW CAB PICKUP 4WD SRW WORK TRUCK 8' BED	\$52,300	\$49,456
149	TK30943 3SA	2024 GMC SIERRA 3500HD CREW CAB PICKUP 4WD SRW SLE 8' BED	\$57,300	\$53,787
149	TK30943 3SA	2025 GMC SIERRA 3500HD CREW CAB PICKUP 4WD SRW SLE 8' BED	\$58,500	\$53,806
151	TC30903 1SA	2024 GMC SIERRA 3500HD REGULAR CAB PICKUP 2WD DRW WORK TRUCK 8' BED	\$47,000	\$46,524
151	TC30903 1SA	2025 GMC SIERRA 3500HD REGULAR CAB PICKUP 2WD DRW WORK TRUCK 8' BED	\$48,900	\$46,623
153	TC30903 3SA	2025 GMC SIERRA 3500HD REGULAR CAB PICKUP 2WD DRW SLE 8' BED	\$53,100	\$50,174
153	TC30903 3SA	2024 GMC SIERRA 3500HD REGULAR CAB PICKUP 2WD DRW SLE 8' BED	\$51,900	\$50,121
155	TK30903 1SA	2024 GMC SIERRA 3500HD REGULAR CAB PICKUP 4WD DRW WORK TRUCK 8' BED	\$49,800	\$47,954
155	TK30903 1SA	2025 GMC SIERRA 3500HD REGULAR CAB PICKUP 4WD DRW WORK TRUCK 8' BED	\$51,700	\$48,727
157	TK30903 3SA	2024 GMC SIERRA 3500HD REGULAR CAB PICKUP 4WD DRW SLE 8' BED	\$54,700	\$52,214
157	TK30903 3SA	2025 GMC SIERRA 3500HD REGULAR CAB PICKUP 4WD DRW SLE 8' BED	\$55,900	\$52,247
159	TC30953 1SA	2024 GMC SIERRA 3500HD DOUBLE CAB PICKUP 2WD DRW WORK TRUCK 8' BED	\$49,100	\$46,720
159	TC30953 1SA	2025 GMC SIERRA 3500HD DOUBLE CAB PICKUP 2WD DRW WORK TRUCK 8' BED	\$51,000	\$47,505
161	TC30953 3SA	2024 GMC SIERRA 3500HD DOUBLE CAB PICKUP 2WD DRW SLE 8' BED	\$54,100	\$51,086
161	TC30953 3SA	2025 GMC SIERRA 3500HD DOUBLE CAB PICKUP 2WD DRW SLE 8' BED	\$55,300	\$51,130
163	TK30953 1SA	2024 GMC SIERRA 3500HD DOUBLE CAB PICKUP 4WD DRW WORK TRUCK 8' BED	\$51,900	\$48,844
163	TK30953 1SA	2025 GMC SIERRA 3500HD DOUBLE CAB PICKUP 4WD DRW WORK TRUCK 8' BED	\$53,800	\$49,609
165	TK30953 3SA	2025 GMC SIERRA 3500HD DOUBLE CAB PICKUP 4WD DRW SLE 8' BED	\$58,100	\$53,203
165	TK30953 3SA	2024 GMC SIERRA 3500HD DOUBLE CAB PICKUP 4WD DRW SLE 8' BED	\$56,900	\$53,179
167	TC30943 1SA	2024 GMC SIERRA 3500HD CREW CAB PICKUP 2WD DRW WORK TRUCK 8' BED	\$50,900	\$48,719
167	TC30943 1SA	2025 GMC SIERRA 3500HD CREW CAB PICKUP 2WD DRW WORK TRUCK 8' BED	\$52,800	\$49,485
169	TC30943 3SA	2025 GMC SIERRA 3500HD CREW CAB PICKUP 2WD DRW SLE 8' BED	\$57,000	\$52,993
169	TC30943 3SA	2024 GMC SIERRA 3500HD CREW CAB PICKUP 2WD DRW SLE 8' BED	\$55,800	\$52,966
171	TK30943 1SA	2024 GMC SIERRA 3500HD CREW CAB PICKUP 4WD DRW WORK TRUCK 8' BED	\$53,700	\$50,842
171	TK30943 1SA	2025 GMC SIERRA 3500HD CREW CAB PICKUP 4WD DRW WORK TRUCK 8' BED	\$55,600	\$51,588

863-402-4234

chris.wilson@alanjay.com

ROW	MODEL CODE	MODEL DESCRIPTION	MSRP	CONTRACT PRICE
173	TK30943 3SA	2025 GMC SIERRA 3500HD CREW CAB PICKUP 4WD DRW SLE 8' BED	\$59,800	\$55,067
173	TK30943 3SA	2024 GMC SIERRA 3500HD CREW CAB PICKUP 4WD DRW SLE 8' BED	\$58,600	\$55,060
175	TC31003 1SA	2025 GMC SIERRA 3500HD REGULAR CAB CHASSIS 2WD DRW WORK TRUCK 60" CA	\$46,900	\$44,555
175	TC31003 1SA	2024 GMC SIERRA 3500HD REGULAR CAB CHASSIS 2WD DRW WORK TRUCK 60" CA	\$45,200	\$43,941
177	TC31003 3SA	2025 GMC SIERRA 3500HD REGULAR CAB CHASSIS 2WD DRW SLE 60" CA	\$51,000	\$48,030
177	TC31003 3SA	2024 GMC SIERRA 3500HD REGULAR CAB CHASSIS 2WD DRW SLE 60" CA	\$49,400	\$47,565
179	TK31003 1SA	2024 GMC SIERRA 3500HD REGULAR CAB CHASSIS 4WD DRW WORK TRUCK 60" CA	\$48,000	\$46,065
179	TK31003 1SA	2025 GMC SIERRA 3500HD REGULAR CAB CHASSIS 4WD DRW WORK TRUCK 60" CA	\$49,700	\$46,659
183	TC31403 1SA	2025 GMC SIERRA 3500HD REGULAR CAB CHASSIS 2WD DRW WORK TRUCK 84" CA	\$47,100	\$44,751
183	TC31403 1SA	2024 GMC SIERRA 3500HD REGULAR CAB CHASSIS 2WD DRW WORK TRUCK 84" CA	\$45,400	\$44,139
185	TC31403 3SA	2025 GMC SIERRA 3500HD REGULAR CAB CHASSIS 2WD DRW SLE 84" CA	\$51,200	\$48,224
185	TC31403 3SA	2024 GMC SIERRA 3500HD REGULAR CAB CHASSIS 2WD DRW SLE 84" CA	\$49,600	\$47,760
186	TK31403 1SA	2025 GMC SIERRA 3500HD REGULAR CAB CHASSIS 4WD DRW WORK TRUCK 84" CA	\$49,900	\$46,855
186	TK31403 1SA	2024 GMC SIERRA 3500HD REGULAR CAB CHASSIS 4WD DRW WORK TRUCK 84" CA	\$48,200	\$46,262
187	TK31403 3SA	2024 GMC SIERRA 3500HD REGULAR CAB CHASSIS 4WD DRW SLE 84" CA	\$52,400	\$49,853
187	TK31403 3SA	2025 GMC SIERRA 3500HD REGULAR CAB CHASSIS 4WD DRW SLE 84" CA	\$54,000	\$50,297
191	TC31043 1SA	2025 GMC SIERRA 3500HD CREW CAB CHASSIS 2WD DRW WORK TRUCK 60" CA	\$50,800	\$47,844
191	TC31043 1SA	2024 GMC SIERRA 3500HD CREW CAB CHASSIS 2WD DRW WORK TRUCK 60" CA	\$49,100	\$47,261
193	TC31043 3SA	2025 GMC SIERRA 3500HD CREW CAB CHASSIS 2WD DRW SLE 60" CA	\$55,000	\$51,332
193	TC31043 3SA	2024 GMC SIERRA 3500HD CREW CAB CHASSIS 2WD DRW SLE 60" CA	\$53,400	\$50,941
195	TK31043 1SA	2025 GMC SIERRA 3500HD CREW CAB CHASSIS 4WD DRW WORK TRUCK 60" CA	\$53,600	\$49,948
195	TK31043 1SA	2024 GMC SIERRA 3500HD CREW CAB CHASSIS 4WD DRW WORK TRUCK 60" CA	\$51,900	\$49,385
197	TK31043 3SA	2024 GMC SIERRA 3500HD CREW CAB CHASSIS 4WD DRW SLE 60" CA	\$56,200	\$53,033
197	TK31043 3SA	2025 GMC SIERRA 3500HD CREW CAB CHASSIS 4WD DRW SLE 60" CA	\$57,800	\$53,448

DISCONTINUED MODELS

181	TK31003 3SA	2024 GMC SIERRA 3500HD REGULAR CAB CHASSIS 4WD DRW SLE 60" CA	\$52,200	\$49,658
205	T2N43 2LE	2024 GMC CANYON CREW CAB 2WD 5' BED	\$51,005	\$48,245

863-402-4234

chris.wilson@alanjay.com

ROW	MODEL CODE	MODEL DESCRIPTION	MSRP	CONTRACT PRICE
1	KLJM74 2BJ	2022 JEEP CHEROKEE 4WD LATTITUDE	TBA	TBA
2	KLTM74 2BJ	2022 JEEP CHEROKEE FWD LATTITUDE	TBA	TBA
4	MPTL74 28A	2022 JEEP COMPASS 2WD SPORT	TBA	TBA
5	MPJL74 2GA	2022 JEEP COMPASS 4WD SPORT	TBA	TBA
6	WLTH74 23A	2024 JEEP GRAND CHEROKEE 2WD LAREDO	\$42,325	\$42,152
8	WLJH74 23A	2024 JEEP GRAND CHEROKEE 4WD LAREDO	\$43,330	\$43,258
14	JLJS72 24R	2024 JEEP WRANGLER 4WD RUBICON 2-DOOR	\$51,690	\$51,162
15	JLJS74 24R	2024 JEEP WRANGLER 4WD RUBICON 4-DOOR	\$55,690	\$55,105
16	JLJL72 22B	2024 JEEP WRANGLER 4WD SPORT 2-DOOR	\$36,190	\$36,478
17	JLJL74 24B	2024 JEEP WRANGLER 4WD SPORT 4-DOOR	\$40,190	\$40,479
18	JTJL98 24B	2024 JEEP GLADIATOR 4X4 SPORT 5' BED	TBA	TBA
19	WSTM75 25E	2024 JEEP WAGONEER 2WD	\$63,595	\$63,452
21	WSJM75 25E	2024 JEEP WAGONEER 4WD	\$66,595	\$66,499



863-402-4234

chris.wilson@alanjay.com

ROW	MODEL CODE	MODEL DESCRIPTION	MSRP	CONTRACT PRICE
1	10115	2025 NISSAN VERSA FWD S	\$19,110	\$19,397
2	10215	2025 NISSAN VERSA FWD SV	\$20,770	\$21,041
3	10315	2025 NISSAN VERSA FWD SR	\$21,180	\$21,448
4	12015	2025 NISSAN SENTRA FWD S	\$21,680	\$20,856
5	12115	2025 NISSAN SENTRA FWD SV	\$22,620	\$21,787
6	12215	2025 NISSAN SENTRA FWD SR	\$24,830	\$23,947
7	13115	2025 NISSAN ALTIMA FWD S	\$27,440	\$24,705
8	13215	2025 NISSAN ALTIMA FWD SV	\$39,330	\$26,520
9	13315	2025 NISSAN ALTIMA AWD SV	\$27,800	\$25,049
10	13515	2025 NISSAN ALTIMA FWD SR	\$29,220	\$26,668
11	13415	2025 NISSAN ALTIMA AWD SR	\$30,750	\$28,154
12	13715	2025 NISSAN ALTIMA FWD SL	\$33,810	\$31,126
13	13615	2025 NISSAN ALTIMA AWD SL	\$35,340	\$32,610
14	17015	2025 NISSAN LEAF FWD S 40 kWh	\$28,280	\$22,945
15	17115	2025 NISSAN LEAF FWD SV 62 kWh	\$36,370	\$30,931
16	24115	2025 NISSAN ARIYA FWD ENGAGE 66kWh	\$42,422	\$34,433
17	24015	2025 NISSAN ARIYA AWD ENGAGE 66kWh	\$46,502	\$38,617
18	24215	2025 NISSAN ARIYA AWD ENGAGE+ 91kWh	\$48,389	\$40,551
19	24315	2025 NISSAN ARIYA FWD EVOLVE+ 91kWh	\$47,369	\$39,506
20	24415	2025 NISSAN ARIYA AWD ENGAGE+ 91kWh	\$51,449	\$43,689
21	24615	2025 NISSAN ARIYA AWD PLATINUM+ 91kWh	\$57,569	\$49,965
22	21115	2025 NISSAN KICKS FWD S	\$22,320	\$22,612
23	21015	2025 NISSAN KICKS AWD S	\$23,860	\$23,707
24	21315	2025 NISSAN KICKS FWD SV	\$24,220	\$24,061
25	21215	2025 NISSAN KICKS AWD SV	\$25,910	\$25,726
26	21515	2025 NISSAN KICKS FWD SR	\$26,780	\$26,585
27	21415	2025 NISSAN KICKS AWD SR	\$28,320	\$28,100
28	22115	2025 NISSAN ROGUE FWD S	\$29,600	\$26,963
29	22015	2025 NISSAN ROGUE AWD S	\$31,130	\$28,458
30	22315	2025 NISSAN ROGUE FWD SV	\$31,430	\$28,746
31	22215	2025 NISSAN ROGUE AWD SV	\$32,960	\$30,240
32	22515	2025 NISSAN ROGUE FWD SL	\$36,590	\$34,104

NISSAN



863-402-4234

chris.wilson@alanjay.com

ROW	MODEL CODE	MODEL DESCRIPTION	MSRP	CONTRACT PRICE
33	22415	2025 NISSAN ROGUE AWD SL	\$38,120	\$35,613
34	22615	2025 NISSAN ROGUE FWD PLATINUM	\$40,090	\$37,555
35	22715	2025 NISSAN ROGUE AWD PLATINUM	\$41,620	\$39,064
36	23115	2025 NISSAN MURANO FWD SV	\$41,000	\$37,056
37	23015	2025 NISSAN MURANO AWD SV	\$42,020	\$38,054
38	23315	2025 NISSAN MURANO FWD SL	\$45,240	\$41,198
39	23215	2025 NISSAN MURANO AWD SL	\$47,210	\$43,123
40	23515	2025 NISSAN MURANO FWD PLATINUM	\$48,230	\$44,121
41	23415	2025 NISSAN MURANO AWD PLATINUM	\$50,310	\$46,158
42	25115	2025 NISSAN PATHFINDER FWD S	\$37,330	\$32,682
43	25015	2025 NISSAN PATHFINDER 4WD S	\$39,270	\$34,542
44	25315	2025 NISSAN PATHFINDER FWD SV	\$40,380	\$35,941
45	25215	2025 NISSAN PATHFINDER 4WD SV	\$42,320	\$37,818
46	25515	2025 NISSAN PATHFINDER FWD SL	\$43,840	\$39,291
47	25615	2025 NISSAN PATHFINDER 4WD SL	\$45,780	\$41,168
48	25715	2025 NISSAN PATHFINDER FWD PLATINUM	\$50,520	\$45,762
49	25815	2025 NISSAN PATHFINDER 4WD PLATINUM	\$52,460	\$47,639
50	26115	2025 NISSAN ARMADA 2WD SV	\$56,980	\$54,376
51	26215	2025 NISSAN ARMADA 4WD SV	\$60,040	\$57,336
52	26315	2025 NISSAN ARMADA 2WD SL	\$62,590	\$59,804
53	26415	2025 NISSAN ARMADA 4WD SL	\$65,650	\$62,764
54	26515	2025 NISSAN ARMADA 2WD PLATINUM	\$70,970	\$67,916
55	26615	2025 NISSAN ARMADA 4WD PLATINUM	\$74,030	\$70,876
56	31115	2025 NISSAN FRONTIER KING CAB PICKUP 2WD S 6' BED	\$31,630	\$30,596
57	31015	2025 NISSAN FRONTIER KING CAB PICKUP 4WD S 6' BED	\$34,690	\$33,638
58	31315	2025 NISSAN FRONTIER KING CAB PICKUP 2WD SV 6' BED	\$34,020	\$32,428
59	31215	2025 NISSAN FRONTIER KING CAB PICKUP 4WD SV 6' BED	\$37,380	\$35,774
60	32115	2025 NISSAN FRONTIER CREW CAB PICKUP 2WD S 5' BED	\$33,060	\$32,015
61	32015	2025 NISSAN FRONTIER CREW CAB PICKUP 4WD S 5' BED	\$36,120	\$35,057
62	32315	2025 NISSAN FRONTIER CREW CAB PICKUP 2WD SV 5' BED	\$35,450	\$33,847
63	32215	2025 NISSAN FRONTIER CREW CAB PICKUP 4WD SV 5' BED	\$38,810	\$37,194
64	33115	2025 NISSAN FRONTIER CREW CAB PICKUP LWB 2WD SV 6' BED	\$35,960	\$34,354

NISSAN



863-402-4234

chris.wilson@alanjay.com

ROW	MODEL CODE	MODEL DESCRIPTION	MSRP	CONTRACT PRICE
65	33215	2025 NISSAN FRONTIER CREW CAB PICKUP LWB 4WD SV 6' BED	\$39,320	\$37,700
66	32515	2025 NISSAN FRONTIER CREW CAB PICKUP 2WD PRO-X 5' BED	\$38,020	\$36,197
67	32415	2025 NISSAN FRONTIER CREW CAB PICKUP 4WD PRO-4X 5' BED	\$41,380	\$39,526
68	32715	2025 NISSAN FRONTIER CREW CAB PICKUP 2WD SL 5' BED	\$43,770	\$42,123
69	32615	2025 NISSAN FRONTIER CREW CAB PICKUP 4WD SL 5' BED	\$47,130	\$45,469
70	32**5	2025 NISSAN FRONTIER CREW CAB PICKUP LWB 2WD SL 6' BED	\$44,280	\$42,630
71	32**5	2025 NISSAN FRONTIER CREW CAB PICKUP LWB 4WD SL 6' BED	\$47,640	\$45,977
72	32**5	2025 NISSAN FRONTIER CREW CAB PICKUP LWB 4WD PRO-4X 6' BED	\$41,890	\$40,031

DISCONTINUED MODELS

73	32114	2024 NISSAN FRONTIER CREW CAB PICKUP 2WD S 5' BED	\$31,590	\$32,449
74	32014	2024 NISSAN FRONTIER CREW CAB PICKUP 4WD S 5' BED	\$34,650	\$35,519
75	32314	2024 NISSAN FRONTIER CREW CAB PICKUP 2WD SV 5' BED	\$34,450	\$35,315
76	32214	2024 NISSAN FRONTIER CREW CAB PICKUP 4WD SV 5' BED	\$37,510	\$38,385
77	33114	2024 NISSAN FRONTIER CREW CAB PICKUP LWB 2WD SV 6' BED	\$37,330	\$38,211
78	33214	2024 NISSAN FRONTIER CREW CAB PICKUP LWB 4WD SV 6' BED	\$40,390	\$41,283
79	32514	2024 NISSAN FRONTIER CREW CAB PICKUP 2WD PRO-X 5' BED	\$36,920	\$37,600
80	32414	2024 NISSAN FRONTIER CREW CAB PICKUP 4WD PRO-X 5' BED	\$39,980	\$40,938
81	31114	2024 NISSAN FRONTIER KING CAB PICKUP 2WD S 6' BED	\$30,260	\$31,118
82	31014	2024 NISSAN FRONTIER KING CAB PICKUP 4WD S 6' BED	\$33,530	\$34,394
83	31314	2024 NISSAN FRONTIER KING CAB PICKUP 2WD SV 6' BED	\$33,020	\$33,882
84	31214	2024 NISSAN FRONTIER KING CAB PICKUP 4WD SV 6' BED	\$36,280	\$37,157
85	26314	2024 NISSAN ARMADA 2WD SV	\$56,430	\$53,090
86	26414	2024 NISSAN ARMADA 4WD SV	\$59,480	\$56,018
87	25114	2024 NISSAN PATHFINDER FWD S	\$36,420	\$34,993
88	25014	2024 NISSAN PATHFINDER 4WD S	\$38,360	\$36,871
89	25314	2024 NISSAN PATHFINDER FWD SV	\$39,370	\$37,848
90	25214	2024 NISSAN PATHFINDER 4WD SV	\$41,310	\$39,726
91	23114	2024 NISSAN MURANO FWD SV	\$38,390	\$35,744
92	23014	2024 NISSAN MURANO AWD SV	\$40,110	\$37,433
93	22114	2024 NISSAN ROGUE FWD S	\$28,690	\$28,113
94	22014	2024 NISSAN ROGUE AWD S	\$30,220	\$29,622
95	22314	2024 NISSAN ROGUE FWD SV	\$30,420	\$29,813



863-402-4234

chris.wilson@alanjay.com

ROW	MODEL CODE	MODEL DESCRIPTION	MSRP	CONTRACT PRICE
96	22214	2024 NISSAN ROGUE AWD SV	\$31,950	\$31,323
97	21114	2024 NISSAN KICKS FWD S	\$21,050	\$21,930
98	21314	2024 NISSAN KICKS FWD SV	\$22,950	\$23,833
99	13114	2024 NISSAN ALTIMA FWD S	\$26,160	\$24,951
100	13314	2024 NISSAN ALTIMA FWD SV	\$26,970	\$25,740
101	13214	2024 NISSAN ALTIMA AWD SV	\$28,490	\$27,218
102	13514	2024 NISSAN ALTIMA FWD SR	\$28,390	\$27,120
103	13414	2024 NISSAN ALTIMA AWD SR	\$29,910	\$28,598
104	13714	2024 NISSAN ALTIMA FWD SL	\$32,810	\$31,415
105	13614	2024 NISSAN ALTIMA AWD SL	\$34,370	\$32,923
107	37214	2024 NISSAN TITAN KING CAB PICKUP 4WD SV 6.5' BED	\$50,000	\$46,899
109	38214	2024 NISSAN TITAN CREW CAB PICKUP 4WD SV 5.5' BED	\$49,820	\$46,722
110	53214	2024 NISSAN TITAN CREW CAB PICKUP 4WD SV 6.5' BED	\$52,850	\$49,669
111	14114	2024 NISSAN ALTIMA FWD SR	\$36,030	\$34,539
112	12014	2024 NISSAN SENTRA FWD SV	\$20,890	\$21,180
113	12114	2024 NISSAN SENTRA FWD SV	\$21,830	\$22,113
114	24314	2024 NISSAN ARIYA FWD ENGAGE 66kWh	\$44,142	\$42,785
115	24214	2024 NISSAN ARIYA AWD ENGAGE 66kWh	\$48,202	\$46,949
116	24414	2024 NISSAN ARIYA FWD ENGAGE+ 91kWh	\$52,262	\$51,111
117	24114	2024 NISSAN ARIYA FWD VENTURE+ 91kWh	\$48,202	\$46,949
118	17014	2024 NISSAN LEAF FWD S 40 kWh	\$28,420	\$28,161
119	17114	2024 NISSAN LEAF FWD SV 62 kWh	\$36,500	\$36,138
120	10114	2024 NISSAN VERSA FWD	\$17,910	\$19,096
121	10214	2024 NISSAN VERSA FWD S	\$19,560	\$20,764

NISSAN



863-402-4234

chris.wilson@alanjay.com

ROW	MODEL CODE	MODEL DESCRIPTION	MSRP	CONTRACT PRICE
1	DS6T98	2023 RAM 1500 CREW CAB PICKUP 4WD TRADESMAN SSV 5.5' BED	\$52,030	\$42,155
2	DS1L41	2023 RAM 1500 QUAD CAB PICKUP 2WD TRADESMAN 6.5' BED	\$40,700	\$34,821
3	DS6L41	2023 RAM 1500 QUAD CAB PICKUP 4WD TRADESMAN 6.5' BED	\$44,550	\$38,546
4	DS1H41	2023 RAM 1500 QUAD CAB PICKUP 2WD SLT 6.5' BED	\$45,430	\$38,904
5	DS6H41	2023 RAM 1500 QUAD CAB PICKUP 4WD SLT 6.5' BED	\$49,280	\$42,607
6	DS1L98	2023 RAM 1500 CREW CAB PICKUP 2WD TRADESMAN 5.5' BED	\$43,450	\$37,491
7	DS6L98	2023 RAM 1500 CREW CAB PICKUP 4WD TRADESMAN 5.5' BED	\$47,300	\$41,246
8	DS6L91	2023 RAM 1500 CREW CAB PICKUP 4WD TRADESMAN 6.5' BED	\$47,600	\$41,545
9	DS1H98	2023 RAM 1500 CREW CAB PICKUP 2WD SLT 5.5' BED	\$48,180	\$41,573
10	DS6H98	2023 RAM 1500 CREW CAB PICKUP 4WD SLT 5.5' BED	\$52,030	\$45,262
11	DS1H91	2023 RAM 1500 CREW CAB PICKUP 2WD SLT 6.5' BED	\$48,480	\$41,920
12	DS6H91	2023 RAM 1500 CREW CAB PICKUP 4WD SLT 6.5' BED	\$52,330	\$45,723
13	DT1L41 23A	2024 RAM 1500 QUAD CAB PICKUP 2WD TRADESMAN 6.5' BED	TBA	TBA
15	DT6L41 23A	2024 RAM 1500 QUAD CAB PICKUP 4WD TRADESMAN 6.5' BED	TBA	TBA
17	DT1E41	2024 RAM 1500 QUAD CAB PICKUP 2WD HFE TRADESMAN 6.5' BED	\$41,555	\$39,133
18	DT1H41	2024 RAM 1500 QUAD CAB PICKUP 2WD BIG HORN 6.5' BED	\$45,130	\$42,079
20	DT6H41	2024 RAM 1500 QUAD CAB PICKUP 4WD BIG HORN 6.5' BED	\$48,980	\$43,699
22	DT1L98	2024 RAM 1500 CREW CAB PICKUP 2WD TRADESMAN 5.5' BED	TBA	TBA
23	DT6L98	2024 RAM 1500 CREW CAB PICKUP 4WD TRADESMAN 5.5' BED	TBA	TBA
24	DT1L91	2024 RAM 1500 CREW CAB PICKUP 2WD TRADESMAN 6.5' BED	TBA	TBA
25	DT6L91	2024 RAM 1500 CREW CAB PICKUP 4WD TRADESMAN 6.5' BED	TBA	TBA
26	DT1H98	2024 RAM 1500 CREW CAB PICKUP 2WD BIG HORN 5.5' BED	\$47,880	\$44,825
28	DT1H91	2024 RAM 1500 CREW CAB PICKUP 2WD BIG HORN 6.5' BED	\$54,170	\$50,941
29	DT6H98	2024 RAM 1500 CREW CAB PICKUP 4WD BIG HORN 5.5' BED	\$51,730	\$46,500
31	DT6H91	2024 RAM 1500 CREW CAB PICKUP 4WD BIG HORN 6.5' BED	\$58,020	\$54,773
32	DJ2L62	2024 RAM 2500 REGULAR CAB PICKUP 2WD TRADESMAN 8' BED	\$47,990	\$38,276
34	DJ7L62	2024 RAM 2500 REGULAR CAB PICKUP 4WD TRADESMAN 8' BED	\$50,920	\$41,137
36	DJ2H62	2024 RAM 2500 REGULAR CAB PICKUP 2WD BIG HORN 8' BED	\$57,250	\$47,327
38	DJ7H62	2024 RAM 2500 REGULAR CAB PICKUP 4WD BIG HORN 8' BED	\$55,450	\$45,567
40	DJ2L91	2024 RAM 2500 CREW CAB PICKUP 2WD TRADESMAN 6.5' BED	\$51,805	\$42,001
42	DJ2L92	2024 RAM 2500 CREW CAB PICKUP 2WD TRADESMAN 8' BED	\$52,005	\$42,196
44	DJ7L91	2024 RAM 2500 CREW CAB PICKUP 4WD TRADESMAN 6.5' BED	\$54,735	\$42,709



863-402-4234

chris.wilson@alanjay.com

ROW	MODEL CODE	MODEL DESCRIPTION	MSRP	CONTRACT PRICE
46	DJ7L92	2024 RAM 2500 CREW CAB PICKUP 4WD TRADESMAN 8' BED	\$54,935	\$42,903
48	DJ7H91	2024 RAM 2500 CREW CAB PICKUP 4WD BIG HORN 6.5' BED	\$59,980	\$49,996
50	DJ2H91	2024 RAM 2500 CREW CAB PICKUP 2WD BIG HORN 6.5' BED	\$57,050	\$47,132
52	DJ7H92	2024 RAM 2500 CREW CAB PICKUP 4WD BIG HORN 8' BED	\$60,180	\$50,190
54	DJ2H92	2024 RAM 2500 CREW CAB PICKUP 2WD BIG HORN 8' BED	\$57,250	\$47,327
56	D23L62 2GA	2024 RAM 3500 REGULAR CAB PICKUP 2WD SRW TRADESMAN 8' BED	\$50,095	\$41,951
58	D28L62 2GA	2024 RAM 3500 REGULAR CAB PICKUP 4WD SRW TRADESMAN 8' BED	\$52,920	\$44,712
60	D23H62 2GZ	2024 RAM 3500 REGULAR CAB PICKUP 2WD SRW BIG HORN 8' BED	\$54,625	\$46,380
62	D28H62 2GZ	2024 RAM 3500 REGULAR CAB PICKUP 4WD SRW BIG HORN 8' BED	\$57,450	\$49,142
64	D23L91 2GA	2024 RAM 3500 CREW CAB PICKUP 2WD SRW TRADESMAN 6.5' BED	\$53,830	\$45,599
66	D23L92 2GA	2024 RAM 3500 CREW CAB PICKUP 2WD SRW TRADESMAN 8' BED	\$54,030	\$45,795
68	D28L91 2GA	2024 RAM 3500 CREW CAB PICKUP 4WD SRW TRADESMAN 6.5' BED	\$56,760	\$48,466
70	D28L92 2GA	2024 RAM 3500 CREW CAB PICKUP 4WD SRW TRADESMAN 8' BED	\$56,960	\$48,661
72	D23H91 2GZ	2024 RAM 3500 CREW CAB PICKUP 2WD SRW BIG HORN 6.5' BED	\$59,075	\$50,731
74	D23H92 2GZ	2024 RAM 3500 CREW CAB PICKUP 2WD SRW BIG HORN 8' BED	\$59,275	\$50,927
76	D28H91 2GZ	2024 RAM 3500 CREW CAB PICKUP 4WD SRW BIG HORN 6.5' BED	\$62,000	\$53,588
78	D28H92 2GZ	2024 RAM 3500 CREW CAB PICKUP 4WD SRW BIG HORN 8' BED	\$62,205	\$53,789
80	DD3L63 27A	2024 RAM 3500 REGULAR CAB CHASSIS 2WD DRW TRADESMAN 60" CA	TBA	TBA
82	DD3L64 27A	2024 RAM 3500 REGULAR CAB CHASSIS 2WD DRW TRADESMAN 84" CA	TBA	TBA
84	DD8L63 2GA	2024 RAM 3500 REGULAR CAB CHASSIS 4WD DRW TRADESMAN 60" CA	TBA	TBA
86	DD8L64 2GA	2024 RAM 3500 REGULAR CAB CHASSIS 4WD DRW TRADESMAN 84" CA	TBA	TBA
88	DD3L93 27A	2024 RAM 3500 CREW CAB CHASSIS 2WD DRW TRADESMAN 60" CA	TBA	TBA
90	DD8L93 27A	2024 RAM 3500 CREW CAB CHASSIS 4WD DRW TRADESMAN 60" CA	TBA	TBA
92	DP4L63 2YA	2024 RAM 4500 REGULAR CAB CHASSIS 2WD DRW TRADESMAN 60" CA	TBA	TBA
93	DP9L63 27A	2024 RAM 4500 REGULAR CAB CHASSIS 4WD DRW TRADESMAN 60" CA	TBA	TBA
95	DP4L64 27A	2024 RAM 4500 REGULAR CAB CHASSIS 2WD DRW TRADESMAN 84" CA	TBA	TBA
97	DP9L64 2YA	2024 RAM 4500 REGULAR CAB CHASSIS 4WD DRW TRADESMAN 84" CA	TBA	TBA
98	DP4L65 27A	2024 RAM 4500 REGULAR CAB CHASSIS 2WD DRW TRADESMAN 108" CA	TBA	TBA
100	DP9L65 2YA	2024 RAM 4500 REGULAR CAB CHASSIS 4WD DRW TRADESMAN 108" CA	TBA	TBA
101	DP4L93 27A	2024 RAM 4500 CREW CAB CHASSIS 2WD DRW TRADESMAN 60" CA	TBA	TBA
106	DP5L63 27G	2024 RAM 5500 REGULAR CAB CHASSIS 2WD DRW SLT 60" CA	TBA	TBA
108	DP0L63 27A	2024 RAM 5500 REGULAR CAB CHASSIS 4WD DRW TRADESMAN 60" CA	TBA	TBA



863-402-4234

chris.wilson@alanjay.com

ROW	MODEL CODE	MODEL DESCRIPTION	MSRP	CONTRACT PRICE
110	DP5L64 27A	2024 RAM 5500 REGULAR CAB CHASSIS 2WD DRW TRADESMAN 84" CA	TBA	TBA
112	DP0L64 27A	2024 RAM 5500 REGULAR CAB CHASSIS 4WD DRW TRADESMAN 84" CA	TBA	TBA
116	DP5L66 27A	2024 RAM 5500 REGULAR CAB CHASSIS 2WD DRW TRADESMAN 120" CA	TBA	TBA
118	DP0L66 27A	2024 RAM 5500 REGULAR CAB CHASSIS 4WD DRW TRADESMAN 120" CA	TBA	TBA
122	DP0L93 27A	2024 RAM 5500 CREW CAB CHASSIS 4WD DRW TRADESMAN 60" CA	TBA	TBA
124	DP0L94 27A	2024 RAM 5500 CREW CAB CHASSIS 4WD DRW TRADESMAN 84" CA	TBA	TBA
126	VF1L11 22A	2024 RAM PROMASTER 1500 LOW ROOF RWD 118" WB (NO REAR GLASS)	TBA	TBA
127	VF1L12 22B	2024 RAM PROMASTER 1500 LOW ROOF RWD 136" WB (NO REAR GLASS)	\$48,790	\$48,522
128	VF2L12 22B	2024 RAM PROMASTER 2500 LOW ROOF RWD 136" WB (NO REAR GLASS)	\$49,940	\$49,660
129	VF3L12 22A	2024 RAM PROMASTER 3500 LOW ROOF RWD 136" WB (NO REAR GLASS)	TBA	TBA
130	VF1L13 22A	2024 RAM PROMASTER 1500 HIGH ROOF RWD 136" WB (NO REAR GLASS)	TBA	TBA
131	VF2L13 22B	2024 RAM PROMASTER 2500 HIGH ROOF RWD 136" WB (NO REAR GLASS)	\$50,290	\$50,631
132	VF2L16 22B	2024 RAM PROMASTER 2500 HIGH ROOF RWD 159" WB (NO REAR GLASS)	\$51,540	\$51,245
133	VF3L13 22A	2024 RAM PROMASTER 3500 HIGH ROOF RWD 136" WB (NO REAR GLASS)	TBA	TBA
134	VF3L16 22A	2024 RAM PROMASTER 3500 HIGH ROOF RWD 159" WB (NO REAR GLASS)	TBA	TBA
135	VF3L17 22A	2024 RAM PROMASTER 3500 HIGH ROOF EXTENDED LENGTH RWD 159" WB (NO REAR GLASS)	TBA	TBA
136	VF3L32 22A	2024 RAM PROMASTER 3500 CUTAWAY LOW ROOF RWD 136" WB 81" CA	TBA	TBA
137	VF3L34 22A	2024 RAM PROMASTER 3500 CUTAWAY LOW ROOF RWD 159" WB 104" CA	TBA	TBA
138	VF3L35 22A	2024 RAM PROMASTER 3500 CUTAWAY LOW ROOF RWD 159" WB 104" CA	TBA	TBA

863-402-4234

chris.wilson@alanjay.com

ROW	MODEL CODE	MODEL DESCRIPTION	MSRP	CONTRACT PRICE
1	2870	2024 TOYOTA BZ4X FWD XLE	\$44,420	\$43,152
2	2872	2024 TOYOTA BZ4X AWD XLE	\$48,530	\$47,149
3	1852	2024 TOYOTA COROLLA FWD LE	\$22,995	\$21,715
5	1882	2024 TOYOTA COROLLA FWD LE	\$24,395	\$23,040
6	6272	2025 TOYOTA COROLLA HATCHBACK FWD SE	\$24,600	\$23,342
7	6274	2025 TOYOTA COROLLA HATCHBACK FWD XSE	\$27,900	\$26,466
8	6276	2025 TOYOTA COROLLA HATCHBACK FWD Nightshade	\$25,600	\$24,289
9	6312	2024 TOYOTA COROLLA CROSS FWD LE	\$29,305	\$28,513
10	6314	2024 TOYOTA COROLLA CROSS FWD SE	\$30,625	\$29,474
11	2532	2024 TOYOTA CAMRY FWD LE	\$27,515	\$25,682
12	2559	2024 TOYOTA CAMRY FWD LE	\$29,950	\$27,899
12	2559	2025 TOYOTA CAMRY FWD LE	\$29,495	\$27,903
13	2560	2024 TOYOTA CAMRY FWD XLE	\$34,840	\$32,496
14	2561	2024 TOYOTA CAMRY FWD SE	\$31,485	\$29,342
15	2552	2025 TOYOTA CAMRY AWD LE	\$31,020	\$29,337
16	2561	2025 TOYOTA CAMRY FWD SE	\$31,795	\$30,066
17	2553	2025 TOYOTA CAMRY AWD SE	\$33,320	\$31,500
18	2560	2025 TOYOTA CAMRY FWD XLE	\$34,495	\$32,604
19	2555	2025 TOYOTA CAMRY AWD XLE	\$35,390	\$34,038
20	2810	2024 TOYOTA VENZA FWD LE	\$36,005	\$35,048
21	2820	2024 TOYOTA VENZA FWD XLE	\$40,465	\$39,097
22	4015	2024 TOYOTA CROWN AWD XLE	\$41,445	\$39,027
22	4015	2025 TOYOTA CROWN AWD XLE	\$42,535	\$40,039
23	4020	2024 TOYOTA CROWN AWD LIMITED	\$47,045	\$44,232
23	4020	2025 TOYOTA CROWN AWD LIMITED	\$47,045	\$44,232
24	4025	2025 TOYOTA CROWN AWD Nightshade	\$49,860	\$43,783
25	4030	2025 TOYOTA CROWN AWD Platinum	\$55,995	\$49,190
26	1223	2024 TOYOTA PRIUS FWD LE	\$28,745	\$27,688
27	1235	2024 TOYOTA PRIUS PRIME PLUG IN FWD LE	\$33,770	\$33,227
28	1263	2024 TOYOTA PRIUS AWD LE	\$30,145	\$29,034
29	1225	2024 TOYOTA PRIUS FWD XLE	\$32,190	\$30,696
30	1265	2024 TOYOTA PRIUS AWD XLE	\$33,590	\$32,028

863-402-4234

chris.wilson@alanjay.com

ROW	MODEL CODE	MODEL DESCRIPTION	MSRP	CONTRACT PRICE
31	5403	2024 TOYOTA SIENNA 8-PASS AWD LE	\$40,520	\$38,407
32	5402	2024 TOYOTA SIENNA 8-PASS FWD LE	\$38,520	\$36,515
33	4430	2024 TOYOTA RAV4 FWD LE	\$29,810	\$28,478
34	4432	2024 TOYOTA RAV4 AWD LE	\$31,210	\$29,817
35	4435	2024 TOYOTA RAV4 AWD LE	\$32,810	\$31,518
36	4544	2024 TOYOTA RAV4 PRIME AWD SE	\$45,040	\$43,391
37	4550	2024 TOYOTA RAV4 PRIME XLE AWD XLE	\$48,910	\$47,112
38	4444	2024 TOYOTA RAV4 AWD XLE	\$34,320	\$32,971
39	4440	2024 TOYOTA RAV4 FWD XLE	\$31,320	\$29,923
40	4442	2024 TOYOTA RAV4 AWD XLE	\$32,720	\$31,262
41	8642	2024 TOYOTA 4RUNNER 2WD SR5	\$41,790	\$39,351
42	8664	2024 TOYOTA 4RUNNER 4WD SR5	\$43,665	\$41,114
43	6946	2024 TOYOTA HIGHLANDER FWD LE	\$40,455	\$37,622
44	6948	2024 TOYOTA HIGHLANDER AWD LE	\$42,055	\$40,433
45	6951	2024 TOYOTA HIGHLANDER FWD XLE	\$43,605	\$40,559
46	6953	2024 TOYOTA HIGHLANDER AWD XLE	\$45,205	\$42,052
47	6960	2024 TOYOTA HIGHLANDER HYBRID FWD LE	\$42,055	\$39,173
48	6964	2024 TOYOTA HIGHLANDER HYBRID AWD LE	\$43,655	\$40,672
49	6961	2024 TOYOTA HIGHLANDER HYBRID FWD XLE	\$45,205	\$42,124
50	6965	2024 TOYOTA HIGHLANDER HYBRID AWD XLE	\$46,805	\$43,622
51	6702	2024_ TOYOTA GRAND HIGHLANDER FWD XLE	\$44,405	\$41,954
52	6708	2024 TOYOTA GRAND HIGHLANDER AWD XLE	\$46,005	\$43,446
53	6716	2024 TOYOTA GRAND HIGHLANDER FWD XLE	\$46,005	\$43,629
54	6722	2024 TOYOTA GRAND HIGHLANDER AWD XLE	\$47,605	\$45,128
55	6724	2024 TOYOTA GRAND HIGHLANDER AWD LIMITED	\$52,395	\$49,616
56	7126	2024 TOYOTA TACOMA XTRA CAB PICKUP 2WD SR5 6' BED	\$37,695	\$35,922
57	7514	2024 TOYOTA TACOMA XTRA CAB PICKUP 4WD SR 6.5' BED	\$36,035	\$34,310
59	7162	2024 TOYOTA TACOMA XTRA CAB PICKUP 2WD SR 6' BED	\$32,151	\$31,241
62	7164	2024 TOYOTA TACOMA XTRA CAB PICKUP 2WD SR 6' BED	TBA	TBA
64	7186	2024 TOYOTA TACOMA DOUBLE CAB PICKUP 2WD SR 5' BED	\$35,035	\$32,946
65	7540	2024 TOYOTA TACOMA DOUBLE CAB PICKUP 4WD SR5 5' BED	\$41,735	\$39,293
66	7568	2024 TOYOTA TACOMA DOUBLE CAB PICKUP 4WD TRD OFF ROAD 6' BED	\$44,735	\$42,134

863-402-4234

chris.wilson@alanjay.com

ROW	MODEL CODE	MODEL DESCRIPTION	MSRP	CONTRACT PRICE
67	7542	2024 TOYOTA TACOMA DOUBLE CAB PICKUP 4WD TRD SPORT 5' BED	\$42,566	\$41,550
71	8242	2024 TOYOTA TUNDRA DOUBLE CAB PICKUP 2WD SR 6.5' BED	\$41,760	\$39,318
72	8342	2024 TOYOTA TUNDRA DOUBLE CAB PICKUP 4WD SR 6.5' BED	\$44,760	\$42,156
73	8241	2024 TOYOTA TUNDRA DOUBLE CAB PICKUP 2WD SR5 6.5' BED	\$47,295	\$44,552
74	8341	2024 TOYOTA TUNDRA DOUBLE CAB PICKUP 4WD SR5 6.5' BED	\$50,295	\$47,388
75	8245	2024 TOYOTA TUNDRA DOUBLE CAB PICKUP 2WD SR 8' BED	\$42,090	\$39,630
76	8346	2024 TOYOTA TUNDRA DOUBLE CAB PICKUP 4WD SR 8' BED	\$45,090	\$42,466
77	8346	2024 TOYOTA TUNDRA DOUBLE CAB PICKUP 4WD SR5 8' BED	\$51,605	\$48,626
80	8261	2024 TOYOTA TUNDRA CREW MAX PICKUP 2WD SR5 5.5' BED	\$49,345	\$46,489
81	8361	2024 TOYOTA TUNDRA CREW MAX PICKUP 4WD SR5 5.5' BED	\$52,345	\$49,326
82	8281	2024 TOYOTA TUNDRA CREW MAX PICKUP 2WD SR5 6.5' BED	\$50,655	\$47,728
83	8381	2024 TOYOTA TUNDRA CREW MAX PICKUP 4WD SR5 6.5' BED	\$53,655	\$48,404
88	8421	2024 TOYOTA TUNDRA CREW MAX PICKUP 4WD LIMITED 5.5' BED	\$62,420	\$59,285
89	8431	2024 TOYOTA TUNDRA CREW MAX PICKUP 4WD LIMITED 6.5' BED	\$62,750	\$59,598

DISCONTINUED MODELS

96	8401 LIMITED	2024 TOYOTA TUNDRA CREW MAX 2WD 5.5' BED	\$59,420	\$56,449
97	8411 LIMITED	2024 TOYOTA TUNDRA CREW MAX 2WD 6.5' BED	\$59,750	\$56,761
99	8246 SR5	2024 TOYOTA TUNDRA DOUBLE CAB 2WD 8' BED	\$48,605	\$43,628



ALL PRICES INCLUDE FREIGHT AND INSTALLATION

REGULAR AND SPECIAL FACTORY PRODUCTION OPTIONS

RPO	All Regular And Factory Production Options to be offered at discount from MSRP, Copy of Window Sticker Standard equipment list and MSRP option prices to be provided to customer with each contract conforming quote.	\$0.00
SEO	All Special Equipment Factory Production Options to be offered at discount from MSRP, Copy of Window Sticker Standard equipment list and MSRP option prices to be provided to customer with each contract conforming quote.	\$0.00
VSO	All Factory Production Vehicle Specific Options to be offered at discount from MSRP, Copy of Window Sticker Standard equipment list and MSRP	\$0.00
ASSUME	ANY ITEMS NOT SPECIFICALLY LISTED ON THIS QUOTE ARE TO BE ASSUMED UNAVAILABLE OR NOT INCLUDED.	\$0.00

NON-IDENTIFIED CONTRACT OPTIONS

NICO	Any Option not listed in this price schedule may be added in accordance with contract guidelines (not to exceed 10% over dealer costs).	\$0.00
FORCE MAJEURE	Surcharge for equipment / bodies - add "X" percentge - due to unforeseeable circumstances / acts of God.	\$0.00
CD FEE	COURTESY DELIVERY -DROP SHIP- TO LOCAL VENDOR FOR PDI AND DELIVERY.	\$0.00

EXTENDED WARRANTY

EWA	Price to be quoted at Florida Mandatory Sales Price. Warranties available through: Ford ESP, GMPP, NISSAN, JM&A, MOPAR. PRICES TO BE QUOTED FOR SPECIFIC VEHICLE AND POWER TRAIN COMBINATION.	\$0.00
-----	---	--------

P-CARD AND CREDIT CARD TRANSACTIONS

MSF	A 5% convenience fee of the total sale price will be assessed for all merchant service transations above \$2,500.00.	\$0.00
-----	--	--------

ADDITIONAL KEYS

3K	Plain cut 3rd key (NO REMOTE).	\$90.00
4K	Plain cut 3rd & 4th keys (NO REMOTES).	\$180.00
3KR	Additional key and remote, cut and programmed.	\$270.00
4KR	(2) Additional keys and remotes, cut and programmed.	\$445.00
3K SMART	3rd key and remote for vehicles with proximity access.	\$340.00
4K SMART	3rd & 4th keys and remotes for vehicles with proximity access.	\$550.00

PAINT AND GRAPHICS

B&W-DO	Dealer provided Black & White paint job on factory ordered Black vehicle, DOORS ONLY painted white, mirrors and handles to remain black.	\$1,600.00
B&W-D&R	Dealer provided Black & White paint job on factory ordered Black vehicle, DOORS and ROOF painted white, mirrors and handles to remain black.	\$1,970.00
CGP	CUSTOM GRAPHICS PACKAGE Furnished and Installed per customers specification.	\$760.00
CGP-CHEV	CUSTOM GRAPHICS PACKAGE Furnished and Installed per customers specifications including rear tailgate chevrons.	\$1,195.00

GENERAL OPTIONS

ALAN JAY

FLEET SALES

863-402-4234

chris.wilson@alanjay.com



CITY OF
TALLAHASSEE

ALL PRICES INCLUDE FREIGHT AND INSTALLATION

ASSET MANAGEMENT

CDMB	Asset management consulting services provided by CEM certified industry professional with 39 years of experience. Price listed at hourly rate, discounts may apply based upon the scope of services required.	\$0.00
------	---	--------

SAFETY ITEMS

3BLS	3rd brake light safety sulse (Pulses 3rd brake light (4) times upon application of brake pedal to increase driver awareness behind you when stopping)	\$210.00
SAFE-T	Amerex 5lb Fire extinguisher, First Aide Only first aid kit, and King James & Co road triangles	\$325.00
FIRE 2.5LB	2.5# ABC FIRE EXTINGUISHER, PART# B417T, INSTALLED WITH BRACKET, MOUNTED INSIDE REAR CARGO AREA.	\$125.00
FIRE-X-5LB	Amerex B500 Fire Extinguisher with 5DC HD Vehicle Bracket (Furnished and Installed inside rear cab area, driver's Side)	\$200.00

TAG & REGISTRATION

NO-TEMP	TEMP TAG NOT REQUESTED, CUSTOMER WILL HANDLE THEIR OWN TAG WORK.	\$0.00
TITLE ONLY NO-TAG	PROCESS A TITLE ONLY FOR TRIBE.	\$0.00
TEMP-TAG	Temporary tag	\$45.00
TRANS-TAG	Transfer existing registration Includes temp tag & two way overnight shipping for signature. (must provide tag number)	\$195.00
NEW-TAG	New tag Includes temp tag & two way overnight shipping for signature.(specify state, county, city, sheriff, etc.)	\$245.00
NEW-TAG-CITY	New CITY tag Includes temp tag & two way overnight shipping for signature.	\$245.00
NEW-TAG-STATE	New STATE tag Includes temp tag & two way overnight shipping for signature.	\$245.00
NEW-TAG-COUNTY	New COUNTY tag Includes temp tag & two way overnight shipping for signature.	\$245.00
NEW-TAG-SHERIFF	New SHERIFF tag Includes temp tag & two way overnight shipping for signature.	\$245.00
NEW-TAG-COLLEGE	New COLLEGE tag Includes temp tag & two way overnight shipping for signature.	\$245.00
NEW-TAG-X	New tag Includes temp tag & two way overnight shipping for signature (X-SERIES).	\$245.00

GENERAL OPTIONS



ALL PRICES INCLUDE FREIGHT AND INSTALLATION

FLOOR PROTECTION

WTF SDN 1	Weather Tech floor liner system (1st row only).	\$190.00
WTF SDN 2	Weather Tech floor liner system (1st & 2nd rows).	\$275.00

INVERTERS & CHARGING

806-1206-SDN	XANTREX 600W pure sine inverter mounted under passenger seat with ignition sourced remote / user control mounted on dash. (Alternate mounting location may be required due to clearance.) Includes freight and installation, appropriate gauge wire for distance from battery, heat shrink connectors and wire loom.	\$595.00
806-1210-SDN	XANTREX 1000W pure sine inverter mounted in trunk space with ignition sourced remote / user control mounted on dash. (Alternate mounting location may be required due to clearance.) Includes freight and installation, appropriate gauge wire for distance from battery, heat shrink connectors and wire loom.	\$765.00
851-0451-SDN	XANTREX Xpower 450W inverter mounted under passenger seat. (Alternate mounting location may be required due to clearance.) Includes freight and installation, appropriate gauge wire for distance from battery, heat shrink connectors and wire loom.	\$460.00

SEAT UPGRADE

DLTH 1	Dealer installed leather seating surfaces (1st row only).	\$1,300.00
DLTH 2	Dealer installed leather seating surfaces (1st & 2nd rows).	\$1,445.00
TT SEAT COVERS 1	TIGER TOUGH HD SEAT COVERS FOR FIRST ROW ONLY	\$410.00
TT SEAT COVERS 2	TIGER TOUGH HD SEAT COVERS FOR FIRST AND SECOND ROWS.	\$810.00

WINDOW FILM & GUARDS

WSTP	Windshield strip	\$50.00
DT2 SDN	Deep tint film installed on front two door glass only.	\$200.00
DTF SDN	Deep tint film installed on all side and rear glass.	\$300.00
LIMO	Upgrade tint to LIMO on all tinted surfaces	\$95.00
RS 2	Stick on rain shields (2-doors).	\$95.00
RS 4	Stick on rain shields (4-doors).	\$120.00

HITCHES & ACCESSORIES

N2	Nitrogen filled tires	\$155.00
FSS	Full Size Spare Tire and Wheel ships loose in cargo area or trunk, may not cosmetically match factory wheels and tires. Does not include TPMS.	\$505.00
AJ 4-WIRE	4 wire trailer plug	\$85.00
AJ CLIII	Class III receiver hitch, installed at AJ Fleet.	\$520.00
AJ C-WIRE	Customer specific wire plug, please provide detail.	\$75.00
BOLT-HITCH	Bolt lock receiver lock (max 2" receiver tube) will key to vehicle ignition.	\$90.00
BUA	Federal Signal 90 dB back-up alarm.	\$160.00



ALL PRICES INCLUDE FREIGHT AND INSTALLATION

FLOOR PROTECTION

WTF SUV 1	Weather Tech floor liner system (1st row only).	\$190.00
WTF SUV 2	Weather Tech floor liner system (1st & 2nd rows).	\$285.00
WTF SUV 3	Weather Tech floor liner system (1st & 2nd rows plus cargo area).	\$430.00

SEAT UPGRADE

DLTH 1	Dealer installed leather seating surfaces (1st row only).	\$1,300.00
DLTH 2	Dealer installed leather seating surfaces (1st & 2nd rows).	\$1,445.00
DLTH 3	Dealer installed leather seating surfaces (1st & 2nd rows).	\$1,880.00
TT SEAT COVERS 1	TIGER TOUGH HD SEAT COVERS FOR FIRST ROW ONLY	\$410.00
TT SEAT COVERS 2	TIGER TOUGH HD SEAT COVERS FOR FIRST AND SECOND ROWS.	\$810.00

INVERTERS & CHARGING

806-1206-SUV	XANTREX 600W pure sine inverter mounted under REAR seat with ignition sourced remote / user control mounted on dash mounted on dash. (Alternate mounting location may be required due to clearance.) Includes freight and installation, appropriate gauge wire for distance from battery, heat shrink connectors and wire loom.	\$595.00
806-1210-SUV	XANTREX 1000W pure sine inverter mounted under REAR seat with ignition sourced remote / user control mounted on dash mounted on dash. (Alternate mounting location may be required due to clearance.) Includes freight and installation, appropriate gauge wire for distance from battery, heat shrink connectors and wire loom.	\$765.00
806-1220-SUV	XANTREX 2000W pure sine inverter mounted in rear cargo area with ignition sourced remote / user control mounted on dash mounted on dash. (Alternate mounting location may be required due to clearance.) Includes freight and installation, appropriate gauge wire for distance from battery, heat shrink connectors and wire loom.	\$1,245.00
813-3000UL-SUV	XANTREX 3000W modified sine inverter mounted in rear cargo area with. (Alternate mounting location may be required due to clearance.) Includes freight and installation with 4/0 powr and ground, ignition controlled solenoid, 300A breaker, heat shrink connectors, and wire loom. (Dealer strongly recommends upgrading alternator and addition of auxillary battery)	\$1,900.00
E1 KUSSMAUL-SINGLE	KUSSMAUL 51-03-1206 auto eject charging System for emergency vehicles with single battery. KIT includes 1000w onboard charger, charge indicator, auto eject plug, and aluminum weather resistant ejector housing. Includes installation of auto eject plug & housing near driver side rear bumper (must specify on PO if desired installation different than specified)	\$2,130.00
E1 KUSSMAUL-DUAL	KUSSMAUL 53-03-1206 auto eject charging System for emergency vehicles with two batteries. KIT includes 2000w onboard charger, charge indicator, auto eject plug, and aluminum weather resistant ejector housing. Includes installation of auto eject plug & housing near driver side rear bumper (must specify on PO if desired installation different than specified)	\$2,130.00

WINDOW FILM & GUARDS

WSTP	Windshield strip	\$50.00
DT2 SUV	Deep tint film installed on front two door glass only.	\$200.00
DTF SUV	Deep tint film on SUV with full side and rear glass coverage.	\$335.00
LIMO	Upgrade tint to LIMO on all tinted surfaces	\$95.00
RS 2	Stick on rain shields (2-doors).	\$95.00
RS 4	Stick on rain shields (4-doors).	\$120.00



ALL PRICES INCLUDE FREIGHT AND INSTALLATION

HITCHES & ACCESSORIES

BUA	Federal Signal 90 dB back-up alarm.	\$160.00
AJ CLIII	Class III receiver hitch, installed at AJ Fleet.	\$520.00
AJ CLIV	Class IV receiver hitch, installed at AJ Fleet.	\$625.00
AJ CLV	Class V receiver hitch, installed at AJ Fleet.	\$830.00
BOLT-HITCH	Bolt lock receiver lock (max 2" receiver tube) will key to vehicle ignition.	\$90.00
AJ 4-WIRE	4 wire trailer plug	\$85.00
AJ 7/4 WIRE	7 wire RV style plug with 4-wire flat combination plug.	\$95.00
AJ 6-ROUND	6 wire round utility plug.	\$70.00
AJ DB2	Draw bar with 2" Ball, pin, and clip.	\$105.00
AJ DB2516	Draw bar with 2-5/16" Ball, pin, and clip.	\$110.00
AJ DB3	Tri-ball draw bar with 1-7/8", 2", and 2-5/16" balls.	\$120.00
N2	Nitrogen filled tires	\$155.00
FSS	Full Size Spare Tire and Wheel ships loose in cargo area or trunk, may not cosmetically match factory wheels and tires. Does not include TPMS.	\$505.00
AJ EBC	Curt Spectrum Electric Brake Controller	\$395.00

GRILLE GUARDS AND WINCHES

VR EVO 8	Warn VR EVO self recovery 8,000lb rated winch with remote, open fairlead, and wire rope.	\$835.00
VR EVO 10	Warn VR EVO self recovery 10,000lb rated winch with remote, open fairlead, and wire rope.	\$890.00
ZEON 8-S	Warn ZEON self recovery 8,000lb rated winch with remote, open fairlead, synthetic rope and aluminum winch drum to reduces rope wear.	\$1,930.00
ZEON 10-S	Warn ZEON self recovery 10,000lb rated winch with remote, open fairlead, synthetic rope and aluminum winch drum to reduces rope wear.	\$2,755.00
AJ WMT-WEST	Westin winch mount tray only, no push bumper or wrap (GM/Ford/RAM/Toyota for up to 12k winch only).	\$800.00
AJ WGG-WEST	Westin HDX wrap around grille guard (GM/Ford/RAM/Toyota).	\$1,110.00
AJ WGG-MNT-WEST	Westin HDX wrap around grille guard with winch mount tray (GM/Ford/RAM/Toyota for up to 12k winch only).	\$1,725.00
AJ WMT-WARN	WARN Winch mount tray only, no push bumper or wrap. (FORD or RAM only, required for M-series and 16.5ti winches).	\$1,260.00
AJ WGG-MNT-P-WARN	Warn Wrap around grille guard with winch mount tray & no side wings (FORD or RAM only, required for M-series and 16.5ti winches).	\$2,215.00
AJ WGG-MNT-WARN	Warn wrap around grille guard with winch mount plate. (FORD or RAM only, required for M-series and 16.5ti winches).	\$3,050.00
AJ WGG-MNT-STER	Sterling manufacturing wrap around grille guard with winch mount tray (fits all makes/models, will accomidate 16.5ti winch).	\$2,720.00
AJ WGG-MNT-P-STER	Sterling manufacturing wrap around grille guard with winch mount tray and no headlight guards, center section only (fits all makes/models, will accomidate 16.5ti winch).	\$1,905.00

ALAN JAY FLEET SALES

863-402-4234

chris.wilson@alanjay.com



CITY OF
TALLAHASSEE

ALL PRICES INCLUDE FREIGHT AND INSTALLATION

CNG CONVERSION

AE ESCAPE 4.6GGE

Ford Escape 1.5L 4.6GGE installed.

\$11,725.00

ALAN JAY

FLEET SALES

863-402-4234

chris.wilson@alanjay.com



CITY OF
TALLAHASSEE

ALL PRICES INCLUDE FREIGHT AND INSTALLATION

FLOOR PROTECTION

WTF VAN 1	Weather Tech floor liner system (1st row only).	\$165.00
WTF VAN 2	Weather Tech floor liner system (1st & 2nd rows).	\$275.00
WTF VAN 3	Weather Tech floor liner system (1st, 2nd, & 3rd rows).	\$385.00

SEAT UPGRADE

DLTH 1	Dealer installed leather seating surfaces (1st row only).	\$1,300.00
DLTH 2	Dealer installed leather seating surfaces (1st & 2nd rows).	\$1,445.00
DLTH 3	Dealer installed leather seating surfaces (1st & 2nd rows).	\$1,880.00
TT SEAT COVERS 1	TIGER TOUGH HD SEAT COVERS FOR FIRST ROW ONLY	\$410.00
TT SEAT COVERS 2	TIGER TOUGH HD SEAT COVERS FOR FIRST AND SECOND ROWS.	\$810.00

INVERTERS & CHARGING

851-0451-VAN	XANTREX Xpower 450W inverter mounted in between driver/passenger seat or front of partition behind passenger seat. (Alternate mounting location may be required due to clearance.) Includes freight and installation, appropriate gauge wire for distance from battery, heat shrink connectors and wire loom.	\$455.00
806-1206-VAN	XANTREX 600W pure sine inverter mounted in between driver/passenger seat or front of partition behind passenger seat. (Alternate mounting location may be required due to clearance.) Includes freight and installation, appropriate gauge wire for distance from battery, heat shrink connectors and wire loom.	\$595.00
806-1210-VAN	XANTREX 1000W pure sine inverter mounted to rear partition, in cargo area, accessible at side load door with ignition sourced remote / user control mounted on dash mounted on dash. (Alternate mounting location may be required due to clearance.) Includes freight and installation, appropriate gauge wire for distance from battery, heat shrink connectors and wire loom.	\$765.00
806-1220-VAN	XANTREX 2000W pure sine inverter mounted to rear partition, in cargo area, accessible at side load door with ignition sourced remote / user control mounted on dash mounted on dash. (Alternate mounting location may be required due to clearance.) Includes freight and installation, appropriate gauge wire for distance from battery, heat shrink connectors and wire loom.	\$1,245.00
813-3000UL-VAN	XANTREX 3000W modified sine inverter mounted to rear partition, in cargo area, accessible at side load door with ignition sourced remote / user control mounted on dash mounted on dash. (Alternate mounting location may be required due to clearance.) Includes freight and installation with 4/0 powr and ground, ignition controlled solenoid, 300A breaker, heat shrink connectors, and wire loom. (Dealer strongly recommends upgrading alternator and addition of auxillary battery)	\$1,900.00
OUTLET REAR VAN	Weather-resistant outlet at rear of van, mounted curbside to either side or back of shelf (interior).	\$175.00
E1 KUSSMAUL-SINGLE	KUSSMAUL 51-03-1206 auto eject charging System for emergency vehicles with single battery. KIT includes 1000w onboard charger, charge indicator, auto eject plug, and aluminum weather resistant ejector housing. Includes installation of auto eject plug & housing near driver side rear bumper (must specify on PO if desired installation different than specified)	\$2,130.00
E1 KUSSMAUL-DUAL	KUSSMAUL 53-03-1206 auto eject charging System for emergency vehicles with two batteries. KIT includes 2000w onboard charger, charge indicator, auto eject plug, and aluminum weather resistant ejector housing. Includes installation of auto eject plug & housing near driver side rear bumper (must specify on PO if desired installation different than specified)	\$2,130.00

WINDOW FILM & GUARDS

WSTP	Windshield strip	\$50.00
DT2 VAN	Deep tint film installed on front two door glass only.	\$200.00
DTF G VAN	Deep tint film on cargo van with side and rear door glass.	\$300.00

VANs



ALL PRICES INCLUDE FREIGHT AND INSTALLATION

DTF P VAN	Deep tint film on passenger van with full body glass.	\$520.00
LIMO	Upgrade tint to LIMO on all tinted surfaces	\$95.00

HITCHES & ACCESSORIES

BUA	Federal Signal 90 dB back-up alarm.	\$160.00
AJ CLIII	Class III receiver hitch, installed at AJ Fleet.	\$520.00
AJ CLIV	Class IV receiver hitch, installed at AJ Fleet.	\$625.00
AJ CLV	Class V receiver hitch, installed at AJ Fleet.	\$830.00
BOLT-HITCH	Bolt lock receiver lock (max 2" receiver tube) will key to vehicle ignition.	\$90.00
AJ 4-WIRE	4 wire trailer plug	\$85.00
AJ 7/4 WIRE	7 wire RV style plug with 4-wire flat combination plug.	\$95.00
AJ 6-ROUND	6 wire round utility plug.	\$70.00
AJ C-WIRE	Customer specific wire plug, please provide detail.	\$75.00
N2	Nitrogen filled tires	\$155.00
N2 HD	Nitrogen filled tires (3/4 ton vehicles and up).	\$165.00
N2 DRW	Nitrogen filled tires on DRW vehicles.	\$180.00
AJ DB2	Draw bar with 2" Ball, pin, and clip.	\$105.00
AJ DB2516	Draw bar with 2-5/16" Ball, pin, and clip.	\$110.00
AJ DB3	Tri-ball draw bar with 1-7/8", 2", and 2-5/16" balls.	\$120.00
AJ PTL2	Pintle combination draw bar with 2" ball.	\$180.00
AJ PTL2516	Pintle combination draw bar with 2-5/16" ball.	\$175.00
AJ PACK-RAT	Weatherguard Pack-Rat 308-3 drawer unit 48" x 39.75" x 9.5", installed.	\$1,575.00
AJ EBC	Curt Spectrum Electric Brake Controller	\$395.00

LINERS AND COATINGS

HD SOB-VAN	HD Scorpion spray on bed liner applied to floor surface of cargo area including approximately 6" up the side walls and partition of cargo van.	\$945.00
UBC	TiteSeal AutoBody Rubberized protective under body coating (rust inhibitor).	\$690.00

KARGO MASTER VAN EQUIPMENT

COMPACT SHELVING PACKAGES

44TCL	ELECTRICAL CONTRACTOR 43" H SHELVES - TRANSIT CONNECT/PROMASTER CITY 40670 Partition - Perforated - Compact Vans x 1, 4832L Shelf Unit - 32" W x 43" H x 14" D x 3, 40020 Shelf Door Kit 32" W x 1, 40080 Drawer Cabinet - 3 Drawers x 1, 40060 Hook 3 Prong "J" x 1, 40310 Small Parts Shelf Bin - 10" W Plastic x 6, 48250 10" W Plastic Small Parts Bin Module (6 - 5" W Bins) x 1	\$3,880.00
-------	---	------------



ALL PRICES INCLUDE FREIGHT AND INSTALLATION

45TCL	HVAC PACKAGES 43" H SHELVES - TRANSIT CONNECT/PROMASTER CITY 40670 Partition - Perforated - Compact Vans x 1, 4832L Shelf Unit - 32" W x 43" H x 14" D x 3, 40080 Drawer Cabinet - 3 Drawers x 2, 40200 Refrigerant Tank Rack - 3 Tier x 1, 40060 Hook 3 Prong "J" x 1, 40310 Small Parts Shelf Bin - 10" W Plastic x 3, 48250 10" W Plastic Small Parts Bin Module (6 - 5" W Bins) x 2	\$4,515.00
42TCL	GENERAL SERVICE 43" H SHELVES - TRANSIT CONNECT/PROMASTER CITY 40670 Partition - Perforated - Compact Vans x 1, 4832L Shelf Unit - 32" W x 43" H x 14" D x 4, 40020 Shelf Door Kit 32" W x 1, 40080 Drawer Cabinet - 3 Drawers x 2, 40060 Hook 3 Prong "J" x 1, 40310 Small Parts Shelf Bin - 10" W Plastic x 6, 48250 10" W Plastic Small Parts Bin Module (6 - 5" W Bins) x 2	\$4,920.00
400CE	COMMERCIAL 43" H SHELVES - NV200 115" WB 40670 Partition - Perforated - Compact Vans x 1, 4832L Shelf Unit - 32" W x 43" H x 14" D x 2	\$2,255.00
402CE	GENERAL SERVICE 43" H SHELVES - NV200 115" WB 40670 Partition - Perforated - Compact Van x 1, 4832L Shelf Unit - 32" W x 43" H x 14" D x 2, 4826L Shelf Unit - 26" W x 43" H x 14" D x 1, 40020 Shelf Door Kit 32" W x 1, 40080 Drawer Cabinet - 3 Drawers x 2, 40060 Hook 3 Prong "J" x 1, 48250 10" W Plastic Small Parts Bin Module (6 - 5" W Bins) x 2, 48250 10" W Plastic Small Parts Bin Module (6 - 5" W Bins) x 6	\$4,620.00

FULL SIZE PARTITIONS

40640 + 406GM + 40620	GM Express Roof Partition with perforated center/passenger side panels & door latch kit.	\$985.00
40640 + 40649TL + 40620	Ford Transit Low Roof Partition with perforated center/passenger side panels & door latch kit.	\$1,020.00
40660 + 40669TM + 40620	Ford Transit Mid/ Roof Partition with perforated center/passenger side panels & door latch kit.	\$1,170.00
40660 + 40669TH + 40620	Ford Transit High Roof Partition with perforated center/passenger side panels & door latch kit.	\$1,205.00
40651 + 4064P + 40620	ProMaster Low/High Roof Partition with perforated center/passenger side panels & door latch kit.	\$1,190.00

FULL SIZE SHELVING PACKAGES

4001C	BASE 46" H SHELVES - GM 135" WB 40640 Partition - Perforated - Transit & NV Low Roof, GM, Metris x 1, 406GM Partition Wing Kit - GM x 1, 48420 Shelf Unit - 42" W x 46" H x 14" D x 3	\$3,330.00
4003C	COMMERCIAL BIN 46" H SHELVES - GM 135" WB 40640 Partition - Perforated - Transit & NV Low Roof, GM, Metris x 1, 406GM Partition Wing Kit - GM x 1, 48420 Shelf Unit - 42" W x 46" H x 14" D x 3, 40080 Drawer Cabinet - 3 Drawers x 1, 40030 Shelf Dividers 6" Tall (Set of 6) x 1, 48180 Shelf Unit - Shelf Lip 20" L x 1	\$3,755.00
4004C	GENERAL SERVICE 46" H SHELVES - GM 135" WB 40640 Partition - Perforated - Transit & NV Low Roof, GM, Metris x 1, 406GM Partition Wing Kit - GM x 1, 48420 Shelf Unit - 42" W x 46" H x 14" D x 3, 40010 Shelf Door Kit 42" W x 2, 40070 Drawer Cabinet - 2 Drawers x 1, 40080 Drawer Cabinet - 3 Drawers x 1, 40060 Hook 3 Prong "J" x 2, 40030 Shelf Dividers 6" Tall (Set of 6) x 1	\$4,520.00
4005C	ELECTRICAL CONTRACTOR 46" H SHELVES - GM 135" WB 40640 Partition - Perforated - Transit & NV Low Roof, GM, Metris x 1, 406GM Partition Wing Kit - GM x 1, 48420 Shelf Unit - 42" W x 46" H x 14" D x 3, 40010 Shelf Door Kit 42" W x 2, 40070 Drawer Cabinet - 2 Drawers x 1, 40080 Drawer Cabinet - 3 Drawers x 1, 40090 Drawer Cabinet - 4 Drawers x 1, 40230 Wire Reel Holder - 5 Spindle x 1, 40060 Hook 3 Prong "J" x 1, 48240 20" W Plastic Small Parts Bin Module (12 - 5" W Bins) x 1, 40030 Shelf Dividers 6" Tall (Set of 6) x 1	\$5,025.00
4006C	HVAC 46" H SHELVES - GM 135" WB 40640 Partition - Perforated - Transit & NV Low Roof, GM, Metris x 1, 406GM Partition Wing Kit - GM x 1, 48520 Shelf Unit - 52" W x 46" H x 14" D x 3, 40010 Shelf Door Kit 42" W x 2, 40070 Drawer Cabinet - 2 Drawers x 2, 40080 Drawer Cabinet - 3 Drawers x 1, 40200 Refrigerant Tank Rack - 3 Tier x 1, 40060 Hook 3 Prong "J" x 1, 40030 Shelf Dividers 6" Tall (Set of 6) x 1, 48240 20" W Plastic Small Parts Bin Module (12 - 5" W Bins) x 1	\$5,155.00
4013C	BASE 46" H SHELVES - GM 155" WB 40640 Partition - Perforated - Transit & NV Low Roof, GM, Metris x 1, 406GM Partition Wing Kit - GM x 1, 48520 Shelf Unit - 52" W x 46" H x 14" D x 3	\$3,730.00
40PML	BASE 60" H SHELVES - PROMASTER 159" WB HIGH ROOF 40651 Partition - Perforated - Transit Mid/High Roof, Sprinter Std Roof, NV High Roof, ProMaster Low/High Roof x 1, 4064P Partition Wing Kit - ProMaster Low/High Roof x 1, 48524 Shelf Unit - 52" W x 60" H x 14" D x 3	\$4,820.00
40PMS	BASE 60" H SHELVES - PROMASTER 118" & 136" WB LOW/HIGH ROOF 40651 Partition - Perforated - Transit Mid/High Roof, Sprinter Std Roof, NV High Roof, ProMaster Low/High Roof x 1, 4064P Partition Wing Kit - ProMaster Low/High Roof x 1, 48424 Shelf Unit - 42" W x 60" H x 14" D x 3	\$4,455.00



ALL PRICES INCLUDE FREIGHT AND INSTALLATION

40TLL	BASE 46" H SHELVES - TRANSIT 148" WB LOW ROOF 40640 Partition - Perforated - Transit & NV Low Roof, GM, Metris x 1, 406TL Partition Wing Kit - Transit Low Roof x 1, 48520 Shelf Unit - 52" W x 46" H x 14" D x 3	\$3,765.00
40TLM	BASE 60" H SHELVES - TRANSIT 148" WB MID ROOF 52" Adjustable Tall Shelf Unit [52" Width x 60" Height x 14" Depth] (48524) x 3 Van Interior Partition x 1 Ford Transit Mid/High Roof Partition Kit: (40651+406TH)	\$4,800.00
40TRL	BASE 46" H SHELVES - TRANSIT 130" WB LOW ROOF 40640 Partition - Perforated - Transit & NV Low Roof, GM, Metris x 1, 406TL Partition Wing Kit - Transit Low Roof x 1, 48420 Shelf Unit - 42" W x 46" H x 14" D x 3	\$3,365.00
40TRM	BASE 60" H SHELVES - TRANSIT 130" WB MID ROOF 40651 Partition - Perforated - Transit Mid/High Roof, Sprinter Std Roof, NV High Roof, ProMaster Low/High Roof x 1, 406TM Partition Wing Kit - Transit Mid Roof x 1, 48424 Shelf Unit - 42" W x 60" H x 14" D x 3	\$4,435.00
41PML	GENERAL SERVICE 60" H SHELVES - PROMASTER 159" WB HIGH ROOF 40651 Partition - Perforated - Transit Mid/High Roof, Sprinter Std Roof, NV High Roof, ProMaster Low/High Roof x 1, 4064P Partition Wing Kit - ProMaster Low/High Roof x 1, 48524 Shelf Unit - 52" W x 60" H x 14" D x 3, 40080 Drawer Cabinet - 3 Drawers x 1, 40090 Drawer Cabinet - 4 Drawers x 1, 40060 Hook 3 Prong "J" x 2, 40310 Small Parts Shelf Bin - 10" W Plastic x 5, 40030 Shelf Dividers 6" Tall (Set of 6) x 1, 48190 Shelf Unit - Shelf Lip 10" L x 1	\$5,975.00
41PMS	GENERAL SERVICE 60" H SHELVES - PROMASTER 118" & 136" WB LOW ROOF 40651 Partition - Perforated - Transit Mid/High Roof, Sprinter Std Roof, NV High Roof, ProMaster Low/High Roof x 1, 4064P Partition Wing Kit - ProMaster Low/High Roof x 1, 48424 Shelf Unit - 42" W x 60" H x 14" D x 3, 40080 Drawer Cabinet - 3 Drawers x 1, 40090 Drawer Cabinet - 4 Drawers x 1, 40060 Hook 3 Prong "J" x 2, 40310 Small Parts Shelf Bin - 10" W Plastic x 4, 40030 Shelf Dividers 6" Tall (Set of 6) x 1	\$5,555.00
41TLL	GENERAL SERVICE 46" H SHELVES - TRANSIT 146" WB LOW ROOF 40640 Partition - Perforated - Transit & NV Low Roof, GM, Metris x 1, 406TL Partition Wing Kit - Transit Low Roof x 1, 48520 Shelf Unit - 52" W x 46" H x 14" D x 3, 40010 Shelf Door Kit 42" W x 2, 40070 Drawer Cabinet - 2 Drawers x 1, 40080 Drawer Cabinet - 3 Drawers x 1, 40060 Hook 3 Prong "J" x 2, 40030 Shelf Dividers 6" Tall (Set of 6) x 1, 48190 Shelf Unit - Shelf Lip 10" L x 1	\$5,020.00
41TLM	GENERAL SERVICE 60" H SHELVES - TRANSIT 146" WB MID ROOF 40651 Partition - Perforated - Transit Mid/High Roof, Sprinter Std Roof, NV High Roof, ProMaster Low/High Roof x 1, 406TM Partition Wing Kit - Transit Mid Roof x 1, 48524 Shelf Unit - 52" W x 60" H x 14" D x 3, 40080 Drawer Cabinet - 3 Drawers x 1, 40090 Drawer Cabinet - 4 Drawers x 1, 40060 Hook 3 Prong "J" x 2, 40310 Small Parts Shelf Bin - 10" W Plastic x 5, 40030 Shelf Dividers 6" Tall (Set of 6) x 1, 48190 Shelf Unit - Shelf Lip 10" L x 1	\$5,955.00
41TRM	GENERAL SERVICE 60" H SHELVES - TRANSIT 130" WB MID ROOF 40651 Partition - Perforated - Transit Mid/High Roof, Sprinter Std Roof, NV High Roof, ProMaster Low/High Roof x 1, 406TM Partition Wing Kit - Transit Mid Roof x 1, 48424 Shelf Unit - 42" W x 60" H x 14" D x 3, 40080 Drawer Cabinet - 3 Drawers x 1, 40090 Drawer Cabinet - 4 Drawers x 1, 40060 Hook 3 Prong "J" x 2, 40310 Small Parts Shelf Bin - 10" W Plastic x 4, 40030 Shelf Dividers 6" Tall (Set of 6) x 1	\$5,430.00
42PML	ELECTRICAL CONTRACTOR 60" H SHELVES - PROMASTER HIGH ROOF 159" WB 40651 Partition - Perforated - Transit Mid/High Roof, Sprinter Std Roof, NV High Roof, ProMaster Low/High Roof x 1, 4064P Partition Wing Kit - ProMaster Low/High Roof x 1, 48524 Shelf Unit - 52" W x 60" H x 14" D x 3, 40040 Shelf Door Kit 52" W x 2, 40090 Drawer Cabinet - 4 Drawers x 2, 40060 Hook 3 Prong "J" x 1, 40230 Wire Reel Holder - 5 Spindle x 1, 40270 Hanging File Holder x 1, 40310 Small Parts Shelf Bin - 10" W Plastic x 10, 40030 Shelf Dividers 6" Tall (Set of 6) x 1, 48190 Shelf Unit - Shelf Lip 10" L x 1	\$7,025.00
42PMS	ELECTRICAL CONTRACTOR 60" H SHELVES - PROMASTER 136" WB LOW/HIGH ROOF 40651 Partition - Perforated - Transit Mid/High Roof, Sprinter Std Roof, NV High Roof, ProMaster Low/High Roof x 1, 4064P Partition Wing Kit - ProMaster Low/High Roof x 1, 48424 Shelf Unit - 42" W x 60" H x 14" D x 3, 40010 Shelf Door Kit 42" W x 2, 40090 Drawer Cabinet - 4 Drawers x 2, 40060 Hook 3 Prong "J" x 1, 40230 Wire Reel Holder - 5 Spindle x 1, 40270 Hanging File Holder x 1, 40310 Small Parts Shelf Bin - 10" W Plastic x 8, 40030 Shelf Dividers 6" Tall (Set of 6) x 1	\$6,515.00
42TCL	GENERAL SERVICE 43" H SHELVES - TRANSIT CONNECT/PROMASTER CITY 40670 Partition - Perforated - Compact Vans x 1, 4832L Shelf Unit - 32" W x 43" H x 14" D x 4, 40020 Shelf Door Kit 32" W x 1, 40080 Drawer Cabinet - 3 Drawers x 2, 40060 Hook 3 Prong "J" x 1, 40310 Small Parts Shelf Bin - 10" W Plastic x 6, 48250 10" W Plastic Small Parts Bin Module (6 - 5" W Bins) x 2	\$4,920.00
42TLL	ELECTRICAL CONTRACTOR 46" H SHELVES - TRANSIT 148" WB LOW ROOF 40640 Partition - Perforated - Transit & NV Low Roof, GM, Metris x 1, 406TL Partition Wing Kit - Transit Low Roof x 1, 48520 Shelf Unit - 52" W x 46" H x 14" D x 3, 40040 Shelf Door Kit 52" W x 2, 40070 Drawer Cabinet - 2 Drawers x 1, 40080 Drawer Cabinet - 3 Drawers x 1, 40090 Drawer Cabinet - 4 Drawers x 1, 40230 Wire Reel Holder - 5 Spindle x 1, 40060 Hook 3 Prong "J" x 1, 48240 20" W Plastic Small Parts Bin Module (12 - 5" W Bins) x 1, 40030 Shelf Dividers 6" Tall (Set of 6) x 1, 48190 Shelf Unit - Shelf Lip 10" L x 2	\$6,190.00



ALL PRICES INCLUDE FREIGHT AND INSTALLATION

42TLM	ELECTRICAL CONTRACTOR 60" H SHELVES - TRANSIT 148" WB MID ROOF 40651 Partition - Perforated - Transit Mid/High Roof, Sprinter Std Roof, NV High Roof, ProMaster Low/High Roof x 1, 406TM Partition Wing Kit - Transit Mid Roof x 1, 48524 Shelf Unit - 52" W x 60" H x 14" D x 3, 40040 Shelf Door Kit 52" W x 2, 40090 Drawer Cabinet - 4 Drawers x 2, 40230 Wire Reel Holder - 5 Spindle x 1, 40270 Hanging File Holder x 1, 40310 Small Parts Shelf Bin - 10" W Plastic x 10, 40030 Shelf Dividers 6" Tall (Set of 6) x 1, 48190 Shelf Unit - Shelf Lip 10" L x 1	\$7,005.00
42TRM	ELECTRICAL CONTRACTOR 60" H SHELVES - TRANSIT 130" WB MID ROOF 40651 Partition - Perforated - Transit Mid/High Roof, Sprinter Std Roof, NV High Roof, ProMaster Low/High Roof x 1, 406TM Partition Wing Kit - Transit Mid Roof x 1, 48424 Shelf Unit - 42" W x 60" H x 14" D x 3, 40010 Shelf Door Kit 42" W x 2, 40090 Drawer Cabinet - 4 Drawers x 2, 40060 Hook 3 Prong "J" x 1, 40230 Wire Reel Holder - 5 Spindle x 1, 40270 Hanging File Holder x 1, 40310 Small Parts Shelf Bin - 10" W Plastic x 8, 40030 Shelf Dividers 6" Tall (Set of 6) x 1	\$6,495.00
43TRL	COMMERCIAL BIN 46" H SHELVES - TRANSIT 130" WB LOW ROOF 40640 Partition - Perforated - Transit & NV Low Roof, GM, Metris x 1, 406TL Partition Wing Kit - Transit Low Roof x 1, 48420 Shelf Unit - 42" W x 46" H x 14" D x 3, 40080 Drawer Cabinet - 3 Drawers x 1, 40030 Shelf Dividers 6" Tall (Set of 6) x 1, 48180 Shelf Unit - Shelf Lip 20" L x 1	\$3,790.00
44TRL	GENERAL SERVICE 46" H SHELVES - TRANSIT 130" WB LOW ROOF 40640 Partition - Perforated - Transit & NV Low Roof, GM, Metris x 1, 406TL Partition Wing Kit - Transit Low Roof x 1, 48420 Shelf Unit - 42" W x 46" H x 14" D x 3, 40070 Drawer Cabinet - 2 Drawers x 1, 40080 Drawer Cabinet - 3 Drawers x 1, 40010 Shelf Door Kit 42" W x 2, 40060 Hook 3 Prong "J" x 2, 40030 Shelf Dividers 6" Tall (Set of 6) x 1	\$4,555.00
45PML	HVAC 60" H SHELVES - PROMASTER HIGH ROOF 159" WB 40651 Partition - Perforated - Transit Mid/High Roof, Sprinter Std Roof, NV High Roof, ProMaster Low/High Roof x 1, 4064P Partition Wing Kit - ProMaster Low/High Roof x 1, 48524 Shelf Unit - 52" W x 60" H x 14" D x 3, 40040 Shelf Door Kit 52" W x 1, 40070 Drawer Cabinet - 2 Drawers x 2, 40200 Refrigerant Tank Rack - 3 Tier x 1, 40060 Hook 3 Prong "J" x 1, 40270 Hanging File Holder x 1, 40310 Small Parts Shelf Bin - 10" W Plastic x 5, 40030 Shelf Dividers 6" Tall (Set of 6) x 1, 48190 Shelf Unit - Shelf Lip 10" L x 1	\$6,635.00
45PMS	HVAC 60" H SHELVES - PROMASTER 136" WB LOW/HIGH ROOF 40651 Partition - Perforated - Transit Mid/High Roof, Sprinter Std Roof, NV High Roof, ProMaster Low/High Roof x 1, 4064P Partition Wing Kit - ProMaster Low/High Roof x 1, 48424 Shelf Unit - 42" W x 60" H x 14" D x 3, 40010 Shelf Door Kit 42" W x 1, 40070 Drawer Cabinet - 2 Drawers x 2, 40200 Refrigerant Tank Rack - 3 Tier x 1, 40060 Hook 3 Prong "J" x 1, 40270 Hanging File Holder x 1, 40310 Small Parts Shelf Bin - 10" W Plastic x 4, 40030 Shelf Dividers 6" Tall (Set of 6) x 1	\$6,190.00
45TLL	HVAC 46" H SHELVES - TRANSIT 148" WB LOW ROOF 40640 Partition - Perforated - Transit & NV Low Roof, GM, Metris x 1, 406TL Partition Wing Kit - Transit Low Roof x 1, 48520 Shelf Unit - 52" W x 46" H x 14" D x 3, 40040 Shelf Door Kit 52" W x 2, 40070 Drawer Cabinet - 2 Drawers x 2, 40080 Drawer Cabinet - 3 Drawers x 1, 40200 Refrigerant Tank Rack - 3 Tier x 1, 40060 Hook 3 Prong "J" x 1, 48240 20" W Plastic Small Parts Bin Module (12 - 5" W Bins) x 1, 40030 Shelf Dividers 6" Tall (Set of 6) x 1, 48190 Shelf Unit - Shelf Lip 10" L x 2	\$6,330.00
45TLM	HVAC 60" H SHELVES - TRANSIT 146" WB MID ROOF 40651 Partition - Perforated - Transit Mid/High Roof, Sprinter Std Roof, NV High Roof, ProMaster Low/High Roof x 1, 406TM Partition Wing Kit - Transit Mid Roof x 1, 48524 Shelf Unit - 52" W x 60" H x 14" D x 3, 40040 Shelf Door Kit 52" W x 1, 40070 Drawer Cabinet - 2 Drawers x 2, 40200 Refrigerant Tank Rack - 3 Tier x 1, 40060 Hook 3 Prong "J" x 1, 40270 Hanging File Holder x 1, 40310 Small Parts Shelf Bin - 10" W Plastic x 5, 40030 Shelf Dividers 6" Tall (Set of 6) x 1, 48190 Shelf Unit - Shelf Lip 10" L x 1	\$6,620.00
45TRL	ELECTRICAL CONTRACTOR 46" H SHELVES - TRANSIT 130" WB LOW ROOF 40640 Partition - Perforated - Transit & NV Low Roof, GM, Metris x 1, 406TL Partition Wing Kit - Transit Low Roof x 1, 48420 Shelf Unit - 42" W x 46" H x 14" D x 3, 40010 Shelf Door Kit 42" W x 2, 40070 Drawer Cabinet - 2 Drawers x 1, 40080 Drawer Cabinet - 3 Drawers x 1, 40090 Drawer Cabinet - 4 Drawers x 1, 40230 Wire Reel Holder - 5 Spindle x 1, 40060 Hook 3 Prong "J" x 1, 48240 20" W Plastic Small Parts Bin Module (12 - 5" W Bins) x 1, 40030 Shelf Dividers 6" Tall (Set of 6) x 1	\$5,710.00
45TRM	HVAC 60" H SHELVES - TRANSIT 130" WB MID ROOF 40651 Partition - Perforated - Transit Mid/High Roof, Sprinter Std Roof, NV High Roof, ProMaster Low/High Roof x 1, 406TM Partition Wing Kit - Transit Mid Roof x 1, 48424 Shelf Unit - 42" W x 60" H x 14" D x 3, 40010 Shelf Door Kit 42" W x 1, 40070 Drawer Cabinet - 2 Drawers x 2, 40200 Refrigerant Tank Rack - 3 Tier x 1, 40270 Hanging File Holder x 1, 40060 Hook 3 Prong "J" x 1, 40030 Shelf Dividers 6" Tall (Set of 6) x 1, 40310 Small Parts Shelf Bin - 10" W Plastic x 1	\$6,175.00
46TRL	HVAC 46" H SHELVES - TRANSIT 130" WB LOW ROOF 40640 Partition - Perforated - Transit & NV Low Roof, GM, Metris x 1, 406TL Partition Wing Kit - Transit Low Roof x 1, 48420 Shelf Unit - 42" W x 46" H x 14" D x 3, 40010 Shelf Door Kit 42" W x 2, 40070 Drawer Cabinet - 2 Drawers x 2, 40080 Drawer Cabinet - 3 Drawers x 1, 40200 Refrigerant Tank Rack - 3 Tier x 1, 40060 Hook 3 Prong "J" x 1, 48240 20" W Plastic Small Parts Bin Module (12 - 5" W Bins) x 1, 40030 Shelf Dividers 6" Tall (Set of 6) x 1	\$5,855.00
FULL SIZE LADDER RACKS		
4082L + 408CC	GM Express/Savana - Single Clamp & Lock Ladder Rack (Curb Side Only)	\$1,070.00



863-402-4234

chris.wilson@alanjay.com



CITY OF
TALLAHASSEE

ALL PRICES INCLUDE FREIGHT AND INSTALLATION

4082L + 408CC + 4081L	GM Express/Savana - Dual Clamp & Lock Mechanism	\$1,505.00
4082L + 408TC + 4081L	Ford Transit Low Roof - Dual Clamp & Lock Mechanism	\$1,635.00
4092L + 409CD	GM Express/Savana - Single Drop Down Ladder Rack (Curb Side Only)	\$1,920.00
4092L + 409CD + 40963	GM Express/Savana - Dual Drop Down Mechanism	\$3,155.00
4092L + 409TD	Ford Transit Low Roof - Single Drop Down Ladder Rack (Curb Side Only)	\$2,060.00
4092L + 409TD + 40963	Ford Transit Low Roof - Dual Drop Down Mechanism	\$3,295.00
4097M + 4081P	ProMaster Low Roof - Single Drop Down Ladder Rack (Curb Side Only)	\$2,290.00
4097M + 4081P + 40983	ProMaster Low Roof - Dual Low Roof - Drop Down Mechanism	\$3,600.00
4097M + 4081T	Ford Transit Mid Roof - Single EZ Drop Down Ladder Rack (Passenger Side)	\$1,815.00
4097M + 4081T + 40983	Ford Transit Mid Roof - Dual EZ Drop Down Mechanism	\$2,910.00
4099H + 4081P	ProMaster High Roof - Single EZ Drop Down Ladder Rack (Passenger Side)	\$2,835.00
4099H + 4081P + 40913	ProMaster High Roof - Dual EZ Drop Down Mechanism	\$4,615.00
4099H + 409TD	Ford Transit High Roof - Single EZ Drop Down Ladder Rack (Passenger Side)	\$5,195.00
4099H + 409TD + 40913	Ford Transit High Roof - Dual EZ Drop Down Mechanism	\$4,540.00

ADRIAN VAN EQUIPMENT (ADVANCED WORK VAN)

EXPRESS / SAVANA PARTITIONS

AWV GM-PART	Adrian Steel Partition Perforated top Center & Passenger Panels for GM Full Size Vans (no door). Furnished and installed by Advanced Work Vans of Florida.	\$910.00
AWV GM-PART-DOOR	Adrian Steel Partition Perforated Top Center & Passenger Panels for GM Full Size Vans (w/door). Furnished and installed by Advanced Work Vans of Florida.	\$1,055.00
AWV PARGM-NW	Adrian Steel Composite Partition for GM Full Size Vans (No Window). Furnished and installed by Advanced Work Vans of Florida.	\$1,655.00
AWV PARGM	Adrian Steel Composite Partition for GM Full Size Vans (With Window). Furnished and installed by Advanced Work Vans of Florida.	\$1,680.00

TRANSIT PARTITIONS

AWV S1M2C2FSV	Adrian Steel Partition S1M2C2FSV Perforated Top Center & Passenger Panels Includes Wing Kit for Ford Full Size Cargo Van Low Roof (no doo+B5r) furnished and installed by Advanced Work Vans of Florida.	\$1,015.00
AWV S1M2HC2FSV	Adrian Steel Partition S1M2HC2FSV Perforated Top Center & Passenger Panels Includes Wing Kit for Ford Full Size Cargo Van Low Roof (w/door) furnished and installed by Advanced Work Vans of Florida.	\$1,165.00
AWV S1M2C2TR	Adrian Steel Partition S1M2C2PM Perforated Top Center & Passenger Panels Includes Wing Kit for Ford Full Size Cargo Van High Roof (no door) furnished and installed by Advanced Work Vans of Florida.	\$1,325.00
AWV S1M2HC2TRM	Adrian Steel Partition S1M2HC2PM Perforated Top Center & Passenger Panels Includes Wing Kit for Ford Full Size Cargo Van Medium Roof (w/door) furnished and installed by Advanced Work Vans of Florida.	\$1,450.00
AWV S1M2C2TR	Adrian Steel Partition S1M2C2PM Perforated Top Center & Passenger Panels Includes Wing Kit for Ford Full Size Cargo Van High Roof (no door) furnished and installed by Advanced Work Vans of Florida.	\$1,325.00
AWV S1M2HC2TRH	Adrian Steel Partition S1M2HC2PM Perforated Top Center & Passenger Panels Includes Wing Kit for Ford Full Size Cargo Van High Roof (w/door) furnished and installed by Advanced Work Vans of Florida.	\$1,470.00
AWV PARFTL	Adrian Steel Composite Partition PARFTL for Ford Full Size Cargo Van Low Roof Includes Wing Kit With Window furnished and installed by Advanced Work Vans of Florida.	\$1,720.00

VANs



ALL PRICES INCLUDE FREIGHT AND INSTALLATION

AWV PARFTL-NW	Adrian Steel Composite Partition PARFTL-NW for Ford Full Size Cargo Van Composite Partition Low Roof Includes Wing Kit No Window furnished and installed by Advanced Work Vans of Florida.	\$1,695.00
---------------	--	------------

PROMASTER PARTITIONS

AWV S1M2C2PM	Adrian Steel Ram ProMaster Partition and Wing Kit (no door) Perforated Top Center & Passenger Panels furnished and installed by Advanced Work Vans of Florida.	\$1,285.00
--------------	--	------------

AWV S1M2HC2PM	Adrian Steel Ram ProMaster Partition and Wing Kit (w/door) Perforated Top Center & Passenger Panels furnished and installed by Advanced Work Vans of Florida.	\$1,430.00
---------------	---	------------

EXPRESS / SAVANA SHELVING PACKAGES

AWV 4316G	Adrian Steel Commercial Bin BasePlus Shelving Package with Partition for GM Full Size Van STD WB. Furnished and installed by Advanced Work Vans of Florida.	\$3,915.00
-----------	---	------------

AWV 4316GX	Adrian Steel Commercial Bin BasePlus Shelving Package with Partition for GM Full Size Van EXT WB. Furnished and installed by Advanced Work Vans of Florida.	\$3,980.00
------------	---	------------

AWV 4317G	Adrian Steel General Service BasePlus Shelving Package with Partition for GM Full Size Van STD WB. Furnished and installed by Advanced Work Vans of Florida.	\$5,005.00
-----------	--	------------

AWV 4317GX	Adrian Steel General Service BasePlus Shelving Package with Partition for GM Full Size Van EXT WB. Furnished and installed by Advanced Work Vans of Florida.	\$5,070.00
------------	--	------------

AWV 4318G	Adrian Steel PHVAC Shelving Package for Full Size CHEVY EXPRESS / GMC SAVANA 130" Wheel Base furnished and installed by Advanced Work Vans of Florida.	\$6,820.00
-----------	--	------------

AWV 4318GX	Adrian Steel PHVAC Shelving Package for Full Size CHEVY EXPRESS / GMC SAVANA 155" Wheel Base furnished and installed by Advanced Work Vans of Florida.	\$6,885.00
------------	--	------------

AWV 4319G	Adrian Steel Electrical/Gas Shelving Package for Full Size CHEVY EXPRESS / GMC SAVANA 135" Wheel Base furnished and installed by Advanced Work Vans of Florida.	\$6,115.00
-----------	---	------------

AWV 4319GX	Adrian Steel Electrical/Gas Shelving Package for Full Size CHEVY EXPRESS / GMC SAVANA 155" Wheel Base furnished and installed by Advanced Work Vans of Florida.	\$6,180.00
------------	---	------------

TRANSIT SHELVING PACKAGES

AWV E-TransLR130	E-Transit Package Required No Drill upgrade - Transit Low Roof 130 WB furnished and installed by Advanced Work Vans of Florida.	\$170.00
------------------	---	----------

AWV E-TransLR148	E-Transit Package Required No Drill upgrade - Transit Low Roof 148 WB furnished and installed by Advanced Work Vans of Florida.	\$445.00
------------------	---	----------

AWV E-TransMR148	E-Transit Package Required No Drill upgrade - Transit Mid & High Roof 148 WB furnished and installed by Advanced Work Vans of Florida.	\$195.00
------------------	--	----------

AWV 5156TL130	Adrian Steel Shelving Package for Full Size Transit Cargo Low Roof Base Commercial 130" Wheel Base furnished and installed by Advanced Work Vans of Florida.	\$3,655.00
---------------	--	------------

AWV 5156TL148	Adrian Steel Shelving Package for Full Size Transit Cargo Low Roof Base Commercial 148" Wheel Base furnished and installed by Advanced Work Vans of Florida.	\$3,675.00
---------------	--	------------

AWV 4317TL130	Adrian Steel Shelving Package for Full Size Transit Cargo Low Roof General Service 130" Wheel Base furnished and installed by Advanced Work Vans of Florida.	\$5,350.00
---------------	--	------------

AWV 4317TL148	Adrian Steel Shelving Package for Full Size Transit Cargo Low Roof General Service 148" Wheel Base furnished and installed by Advanced Work Vans of Florida.	\$5,375.00
---------------	--	------------

AWV 4318TL130	Adrian Steel Shelving Package for Full Size Transit Cargo Low Roof PHVAC 130" Wheel Base furnished and installed by Advanced Work Vans of Florida.	\$6,670.00
---------------	--	------------

AWV 4318TL148	Adrian Steel Shelving Package for Full Size Transit Cargo Low Roof PHVAC 148" Wheel Base furnished and installed by Advanced Work Vans of Florida.	\$6,690.00
---------------	--	------------

AWV 4319TL130	Adrian Steel Shelving Package for Full Size Transit Cargo Low Roof Electrical, Gas 130" Wheel Base furnished and installed by Advanced Work Vans of Florida.	\$6,430.00
---------------	--	------------



ALL PRICES INCLUDE FREIGHT AND INSTALLATION

AWV 4319TL148	Adrian Steel Shelving Package for Full Size Transit Cargo Low Roof Electrical, Gas 148" Wheel Base furnished and installed by Advanced Work Vans of Florida.	\$6,450.00
AWV 5156TM130	Adrian Steel Shelving Package for Full Size Transit Cargo Medium Roof Base Commercial 130" Wheel Base furnished and installed by Advanced Work Vans of Florida.	\$4,885.00
AWV 5156TM148	Adrian Steel Shelving Package for Full Size Transit Cargo Medium Roof Base Commercial 148" Wheel Base furnished and installed by Advanced Work Vans of Florida.	\$5,050.00
AWV 5156TH148	Adrian Steel Base Commercial Shelving Package for Full Size Transit Cargo High Roof 148" Wheel Base furnished and installed by Advanced Work Vans of Florida.	\$5,075.00
AWV 5156TH148X	Adrian Steel Base Commercial Shelving Package for Full Size Transit Cargo High Roof 148" Wheel Base Extended furnished and installed by Advanced Work Vans of Florida.	\$5,080.00
AWV 4317TM130	Adrian Steel General Service Shelving Package for Full Size Transit Cargo Medium Roof 130" Wheel Base furnished and installed by Advanced Work Vans of Florida.	\$6,560.00
AWV 4317TM148	Adrian Steel General Service Shelving Package for Full Size Transit Cargo Medium Roof 148" Wheel Base furnished and installed by Advanced Work Vans of Florida.	\$6,725.00
AWV 4317TH148	Adrian Steel General Service Shelving Package for Full Size Transit Cargo High Roof 148" Wheel Base furnished and installed by Advanced Work Vans of Florida.	\$6,745.00
AWV 4317TH148X	Adrian Steel General Service Shelving Package for Full Size Transit Cargo High Roof 148" Wheel Base Extended furnished and installed by Advanced Work Vans of Florida.	\$6,750.00
AWV 4318TM130	Adrian Steel PHVAC Shelving Package for Full Size Transit Cargo Medium Roof 130" Wheel Base furnished and installed by Advanced Work Vans of Florida.	\$7,305.00
AWV 4318TM148	Adrian Steel PHVAC Shelving Package for Full Size Transit Cargo Medium Roof 148" Wheel Base furnished and installed by Advanced Work Vans of Florida.	\$7,470.00
AWV 4318TH148	Adrian Steel PHVAC Shelving Package for Full Size Transit Cargo High Roof 148" Wheel Base furnished and installed by Advanced Work Vans of Florida.	\$7,490.00
AWV 4318TH148X	Adrian Steel PHVAC Shelving Package for Full Size Transit Cargo High Roof 148" Wheel Base Extended furnished and installed by Advanced Work Vans of Florida.	\$7,495.00
AWV 4319TM130	Adrian Steel Electrical/Gas Shelving Package for Full Size Transit Cargo Medium Roof 130" Wheel Base furnished and installed by Advanced Work Vans of Florida.	\$7,765.00
AWV 4319TM148	Adrian Steel Electrical/Gas Shelving Package for Full Size Transit Cargo Medium Roof 148" Wheel Base furnished and installed by Advanced Work Vans of Florida.	\$7,930.00
AWV 4319TH148	Adrian Steel Electrical/Gas Shelving Package for Full Size Transit Cargo High Roof 148" Wheel Base furnished and installed by Advanced Work Vans of Florida.	\$7,935.00
AWV 4319TH148X	Adrian Steel Electrical/Gas Shelving Package for Full Size Transit Cargo High Roof 148" Wheel Base Extended furnished and installed by Advanced Work Vans of Florida.	\$7,940.00

PROMASTER SHELVING PACKAGES

AWV 5180	Adrian Steel Ram ProMaster Shelving Package General Service 136" Wheel Base furnished and installed by Advanced Work Vans of Florida.	\$6,620.00
AWV 5185	Adrian Steel Ram ProMaster Shelving Package General Service 159" Wheel Base furnished and installed by Advanced Work Vans of Florida.	\$6,895.00
AWV 5181	Adrian Steel Ram ProMaster Shelving Package Electrical Contractor 136" Wheel Base furnished and installed by Advanced Work Vans of Florida.	\$7,845.00
AWV 5186	Adrian Steel Ram ProMaster Shelving Package Electrical Contractor 159" Wheel Base furnished and installed by Advanced Work Vans of Florida.	\$8,230.00
AWV 5182	Adrian Steel Ram ProMaster Shelving Package Security 136" Wheel Base furnished and installed by Advanced Work Vans of Florida.	\$7,230.00



ALL PRICES INCLUDE FREIGHT AND INSTALLATION

EXPRESS / SAVANA POLY LINER

AWV 5384G	Adrian Steel Poly Liner with Partition for GM Full Size Van Std WB. Furnished and installed by Advanced Work Vans of Florida.	\$3,795.00
AWV 5384GX	Adrian Steel Poly Liner with Partition for GM Full Size Van Ext WB. Furnished and installed by Advanced Work Vans of Florida.	\$4,160.00

EXPRESS / SAVANA LADDER RACKS

AWV GM 2B6W	Aluminum Adrian Steel 2- Bar Utility Rack for GM Full Size Van. Furnished and installed by Advanced Work Vans of Florida.	\$850.00
AWV GM 3B6W	Adrian Steel Aluminum 3- Bar Utility Rack for GM Full Size Van. Furnished and installed by Advanced Work Vans of Florida.	\$1,290.00
AWV GL61GM	Adrian Steel Grip Lock Single Lock Down Ladder Rack for GM Full Size Van. Furnished and installed by Advanced Work Vans of Florida.	\$920.00
AWV GL63GM	Adrian Steel Grip Lock Double Lock Down Ladder Rack for GM Full Size Van. Furnished and installed by Advanced Work Vans of Florida.	\$1,370.00
AWV PLS61GM	Adrian Steel Single Slide Down Ladder Rack for GM Full Size Van. Furnished and installed by Advanced Work Vans of Florida.	\$2,020.00
AWV PLS63GM	Adrian Steel Double slide Down Ladder Rack for GM Full Size Van. Furnished and installed by Advanced Work Vans of Florida.	\$2,995.00

TRANSIT LADDER RACKS

AWV 2BARRFT-W	Adrian Steel 2- Bar Ladder rack Utility Rack with Rear Roller Bar Ford Full Size Transit Cargo Low Roof Rack furnished and installed by Advanced Work Vans of Florida.	\$1,185.00
AWV 3BARRFT-W	Adrian Steel 3- Bar Ladder rack Utility Rack Ford Full Size Transit Cargo Low Roof Rack furnished and installed by Advanced Work Vans of Florida.	\$1,580.00
AWV GL61TL	Adrian Steel Single Lock Down GripLock Ladder rack Ford Full Size Transit Cargo Low Roof furnished and installed by Advanced Work Vans of Florida.	\$1,220.00
AWV GL63TL	Adrian Steel Double Lock Down GripLock Ladder rack Ford Full Size Transit Cargo Low Roof furnished and installed by Advanced Work Vans of Florida.	\$1,710.00
AWV PLS61TL	Adrian Steel Single Slide Down Ladder rack Ford Full Size Transit Cargo Low Roof furnished and installed by Advanced Work Vans of Florida.	\$2,070.00
AWV PLM61TM	Adrian Steel Single Slide Max Down Ladder rack Ford Full Size Transit Cargo Med Roof furnished and installed by Advanced Work Vans of Florida.	\$2,540.00
AWV PLS63TL	Adrian Steel Double Slide Down Ladder rack Ford Full Size Transit Cargo Low Roof furnished and installed by Advanced Work Vans of Florida.	\$3,295.00
AWV PLM63TM	Adrian Steel Double Slide Down Max Ladder rack Ford Full Size Transit Cargo Med Roof furnished and installed by Advanced Work Vans of Florida.	\$4,225.00

PROMASTER LADDER RACKS

AWV PM 3B6W RRB	Adrian Steel 3- Bar Rack Ladder Racks Full Size Van Aluminum Utility Rack Ram ProMaster (Standard Roof) furnished and installed by Advanced Work Vans of Florida.	\$1,680.00
AWV PLM61PL	Adrian Steel Single Drop Down Ladder Racks Full Size Ram ProMaster (118" WB) furnished and installed by Advanced Work Vans of Florida.	\$2,835.00
AWV PLM61PL136	Adrian Steel Single Drop Down Ladder Racks Full Size Ram ProMaster (136" WB) furnished and installed by Advanced Work Vans of Florida.	\$2,865.00
AWV PLM63PL	Adrian Steel Double Drop Down Ladder Racks Full Size Ram ProMaster (118" WB) furnished and installed by Advanced Work Vans of Florida.	\$4,525.00
AWV PLM63PL136	Adrian Steel Double Drop Down Ladder Racks Full Size Ram ProMaster (136" WB) furnished and installed by Advanced Work Vans of Florida.	\$4,555.00



ALL PRICES INCLUDE FREIGHT AND INSTALLATION

ADRIAN ACCESSORIES

AWV SOB-VAN	Van floor spray on bedliner, provides coverage of the entire cargo floor and lower section of walls and partition.	\$1,565.00
AWV SCREEN-FTL2	Adrian 60-134/60-135 window security screens, both rear doors, Ford Transit Low Roof furnished and installed by Advanced Work Vans of Florida	\$265.00
AWV SCREEN-FTMH2	Adrian 60-132/60-133 window security screens, both rear doors, Ford Transit mid/high roof furnished and installed by Advanced Work Vans of Florida.	\$330.00
AWV TS-1500	VANNER 1500 Watt Pure Sine Power Inverter w/ Wiring harness and Circuit Breaker mounted to back of partition, passenger side furnished and installed by Advanced Work Vans of Florida.	\$2,165.00

FOOD SERVICE

TRANSIT-REEFER	Thermo King V520 RT MAX Transit Van Refrigeration Package (Refrigeration unit + Insulation) Thermo King V520 RT MAX 10 vehicle driven refrigerated unit with R404A refrigerant. This unit has the capacity to deliver 0 degrees Key items and features included in this quote: • Thermo King V520 RT MAX 20 vehicle powered refrigeration unit • Thermo King compressor with Jet-Lube compressor lubrication • In cab controller with digital LED thermometer • Electronic Thermosta • Slim line roof mounted condenser • Factory hose kit • Hose management kit • Insulation: To be installed inside Ford Transit 148" High Roof-3" of insulation- floors, walls, ceiling. Insulated front bulkhead behind seats; bulkhead reinforced for refrigerated unit. Doors completely insulated and covered with Sub Zero panels. Two drains molded into the floor. Diamond plate bump guards at each cargo door opening.	\$24,905.00
----------------	--	-------------

CUES CAMERA

RP CUES-CUT	ROCKPORT BOX FOR CUTAWAY VANS DESIGNED FOR CUES 15' 6"L x 96"W x 84"H ALUMINUM SHEET & POST .040 ALUMINUM SIDEWALL, Z SHAPED GALVANIZED SIDE POSTS ON 16" CENTERS 12" ALUMINUM FRONT RADIUS, 5" EXTRUDED ALUMINUM VERTICAL CORNERS 5" TUBE SHAPE LONG SILLS, 3" FORMED CHANNEL CROSSMEMBERS ON 16" CENTERS .032 ALUMINUM ONE PIECE ROOF, REAR MUD FLAPS, E-COATED STEP BUMPER RECESSED LED CLEARANCE LIGHTS, FLUSH REAR SILL WITH DRAIN TROUGH E- COATED REAR STRUCTURE, REAR LED LIGHTS IN SIDE POSTS, FULL UNDERCOATING 3 YEAR 36,000 MILE LIMITED WARRANTY, HIGH IMPACT FRONT RADIUS CORNERS TRUE NOMINAL BODY LENGTH BEHIND SET BACK WALL, 2 GRAB HANDLES ROCKTOP AIR FARING WITH CAB ROOF CUTOUT ROCKTOP ABS INTERIOR LINER REAR BACK-UP ALARM DELETE CARGO DOME LIGHT & SWITCHES. PINE PLANK FLOOR IN LIEU OF HARDWOOD. "RESTRICTED" DELETE SETBACK SOLID BULKHEAD (FULL CAB CUTOUT) REAR STRUCTURE - SPECIAL. VERTICAL POSTS EXTENDED TO MATCH LOWER SKIRTING, NO HOLES FOR R-UP LATCH OR RAMP. "RESTRICTED OPTION/REQUIRES APPROVAL" FULL WIDTH FRP REAR SWING DOORS WITH CAM BAR LOCKS & SIDEWALL PROTECTION PLATES. FIBERGLASS INSULATION W/ ALUMINUM FRAME & KEMLite LINER OVER INTERIOR PLYWOOD. REQUIRES RP0034 FRP DOORS. (02) ADDITIONAL REAR DOOR HINGES (04) PER DOOR. REQUIRES RP0034 FRP DOORS. STAINLESS STEEL CAM BAR HARDWARE & RODS IN LIU OF STANDARD. # POLAR 15" WIDE .063 PRE-PAINTED WHITE ALUMINUM FULL LENGTH BOTTOM BODY SKIRTING W/ EXTENDED FRONT CORNERS AND REAR STRUCTURE SPECIAL FULL WIDTH 12"D STEEL POOCHED REAR BUMPER, DIAMOND PLATE BACKSPLASH 17" FROM TOP OF BUMPER TO TO TOP OF LOWER THRESHOLD/FLOOR. ROCKPORT FLAT FLOOR OR WHEELWELL UNIT. "RESTRICTED OPTION" ROOF BOWS ON 12" CENTERS IN LIEU OF 24". (UP TO 18') ALUMINUM TUBE ROOF REINFORCEMENT (AC UNIT OR ROOF VENT) 24.5" FROM REAR WALL CENTERED IN ROOF DELETE STANDARD PLYWOOD LINER & TIE RINGS DELETE STANDARD D-RINGS (ALUM & FRP BODIES) FREIGHT TO CUES INC. IN ORLANDO, FL (Req's 2019 FORD E-450 CUTAWAY CHASSIS 176" WB, DUAL REAR WHEELS, CRUISE, 6.8 L GASOLINE, 14,500# GVWR) ROCKPORT VAN AND TRUCK BODIES FORD DROP SHIP: 86O153 GM DROP SHIP: 300519	\$19,645.00
CTV E450-TVONLY	CUES TV Only - Build-Out for Ford E-450 Chassis with Walk-through EVO3.0 Interior Group for Control & Equipment Rooms, Onan Gas Generator System, Storage Package, Power Boom Crane, Mainline Pan/Tilt Camera, Rear View Camera & Transporter Package for 6" - 24" Pipe Sizes, 1,000FT Multi-Conductor Cable Package, Summit Power Control System Package, GraniteNet Premium Software Package with Rack Mount Computer System, Cable Protection Package, REDI-Kit Evaluation System, Five Days On-Site Training, Delivery. Full Equipment List Available Upon Request. Package is for Build-Out Only, (Req's Chassis and RockPort Box)	\$260,225.00
CTV E450-TVDUC	CUES TV/DUC Build-Out for Ford E-450 Chassis with Walk-through EVO3.0 Interior Group for Control & Equipment Rooms, Onan Gas Generator System, Storage Package, Power Boom Crane, Mainline Pan/Tilt Camera, Rear View Camera & Transporter Package for 8" - 24" Pipe Sizes, 1,000FT Multi-Conductor Cable Package, Summit Power Control System Package, Full DUC Digital Side-Scanning System with DUC Software Package, GraniteNet Premium Software Package with Rack Mount Computer System, Cable Protection Package, REDI-Kit Evaluation System, Five Days On-Site Training, Delivery. Full Equipment List Available Upon Request. Package is for Build-Out Only, Does Not Included Chassis or Box.	\$338,380.00



ALL PRICES INCLUDE FREIGHT AND INSTALLATION

CTV E450-TVLAMP2	CUES TV/LAMP2 Build-Out for Ford E-450 Chassis with Walk-through EVO3.0 Interior Group for Control & Equipment Rooms, Onan Gas Generator System, Storage Package, Power Boom Crane, Mainline Pan/Tilt Camera, Rear View Camera & Transporter Package for 6" – 24" Pipe Sizes, 1,000FT Multi-Conductor Cable Package, Summit Power Control System Package, Full LAMP2 Lateral Launch System with Micro Pan/Tilt Camera, GraniteNet Premium Software Package with Rack Mount Computer System, Lateral Inspection Module for GraniteNet, Cable Protection Package, REDI-Kit Evaluation System, Five Days On-Site Training, Delivery. Full Equipment List Available Upon Request. Package is for Build-Out Only, Does Not Include Chassis or Box.	\$393,810.00
CTV TRANSIT-TVONLY	CUES TV Only Build-Out for Ford Transit Diesel Chassis EVO3.0 Interior Group for Control & Equipment Rooms, MEPS Inverter Power System, Storage Package, Power Boom Crane, Mainline Pan/Tilt Camera, Rear View Camera & Transporter Package for 6" – 24" Pipe Sizes, 1,000FT Multi-Conductor Cable Package, Summit Power Control System Package, GraniteNet Premium Software Package with Rack Mount Computer System, Cable Protection Package, REDI-Kit Evaluation System, Five Days On-Site Training, Delivery. Full Equipment List Available Upon Request. Package is for Build-Out Only, Does Not Include Chassis.	\$220,200.00
CTV TRANSIT-TVDUC	CUES TV/DUC Build-Out for Ford Transit Diesel Chassis EVO3.0 Interior Group for Control & Equipment Rooms, MEPS Inverter Power System, Storage Package, Power Boom Crane, Mainline Pan/Tilt Camera, Rear View Camera & Transporter Package for 8" – 24" Pipe Sizes, 1,000FT Multi-Conductor Cable Package, Summit Power Control System Package, Full DUC Digital Side-Scanning System with DUC Software Package, GraniteNet Premium Software Package with Rack Mount Computer System, Cable Protection Package, REDI-Kit Evaluation System, Five Days On-Site Training, Delivery. Full Equipment List Available Upon Request. Package is for Build-Out Only, Does Not Include Chassis.	\$298,125.00
CTV TRANSIT-TVLAMP2	CUES TV/LAMP2 Build-Out for Ford Transit Diesel Chassis EVO3.0 Interior Group for Control & Equipment Rooms, MEPS Inverter Power System, Storage Package, Power Boom Crane, Mainline Pan/Tilt Camera, Rear View Camera & Transporter Package for 6" – 24" Pipe Sizes, 1,000FT Multi-Conductor Cable Package, Summit Power Control System Package, Full LAMP2 Lateral Launch System with Micro Pan/Tilt Camera, GraniteNet Premium Software Package with Rack Mount Computer System, Lateral Inspection Module for GraniteNet, Cable Protection Package, REDI-Kit Evaluation System, Five Days On-Site Training, Delivery. Full Equipment List Available Upon Request. Package is for Build-Out Only, Does Not Include Chassis.	\$354,105.00

PRISONER TRANSPORT SYSTEMS

SINGLE COMPARTMENT

AA 1-EXT COMP PTS	American Aluminum SINGLE compartment prisoner transport system with rear door entry includes: seat belts, center console, rear step powder coated black, interior protected LED lighting, all hoses, clamps and hardware for hooking up rear factory A/C, diamond plate aluminum floor, 6,000 pound slam locks with Camlocker T-Handles, all locks keyed the same (REQUIRES FACTORY A/C and long wheel base cargo van).	\$16,545.00
AA 1-REG COMP PTS	American Aluminum SINGLE compartment prisoner transport system with rear door entry includes: seat belts, center console, rear step powder coated black, interior protected LED lighting, all hoses, clamps and hardware for hooking up rear factory A/C, diamond plate aluminum floor, 6,000 pound slam locks with Camlocker T-Handles, all locks keyed the same (REQUIRES FACTORY A/C and short wheel base cargo van).	\$15,720.00
AA CARPET	Upgrade American Aluminum prisoner transport system to include a carpeted bulkhead in order to reduce odor and noise.	\$1,295.00
AA CUSH-1	American Aluminum seat cushions for 1 or 2 compartment prisoner transport systems.	\$2,810.00
AA INTERCOM-1	American Aluminum intercom system for SINGLE compartment transport system.	\$670.00
AA INSULATE	American Aluminum rear cargo insulation with R4 and R11 applied to interior walls prior to install.	\$3,290.00
AA CONSOLE	American Aluminum console box	\$735.00
AA REAR	American Aluminum rear step.	\$1,020.00

TWO COMPARTMENT

AA 2-EXT COMP PTS	American Aluminum TWO compartment prisoner transport system with rear door entry includes: seat belts, center console, rear step powder coated black, interior protected LED lighting, all hoses, clamps and hardware for hooking up rear factory A/C, diamond plate aluminum floor, 6,000 pound slam locks with Camlocker T-Handles, all locks keyed the same (REQUIRES FACTORY A/C and long wheel base cargo van).	\$16,545.00
-------------------	--	-------------



ALL PRICES INCLUDE FREIGHT AND INSTALLATION

AA 2-REG COMP PTS	American Aluminum TWO compartment prisoner transport system with rear door entry includes: seat belts, center console, rear step powder coated black, interior protected LED lighting, all hoses, clamps and hardware for hooking up rear factory A/C, diamond plate aluminum floor, 6,000 pound slam locks with Camlocker T-Handles, all locks keyed the same (REQUIRES FACTORY A/C and short wheel base cargo van).	\$15,720.00
AA SDD	American Aluminum solid drop doors to block all visibility between compartments.	\$285.00
AA CARPET	Upgrade American Aluminum prisoner transport system to include a carpeted bulkhead in order to reduce odor and noise.	\$1,295.00
AA CUSH-1	American Aluminum seat cushions for 1 or 2 compartment prisoner transport systems.	\$2,810.00
AA CAMERA-2	American Aluminum TWO compartment camera system includes: (2) tamper proof dome cameras, (1) CCD backup camera, (1) 5-channel mobile DBR with GPS, and (1) 7" LCD monitor.	\$2,840.00
AA INTERCOM-2	American Aluminum intercom system for TWO compartment transport system.	\$970.00
AA INSULATE	American Aluminum rear cargo insulation with R4 and R11 applied to interior walls prior to install.	\$3,290.00
AA CONSOLE	American Aluminum console box	\$735.00
AA REAR	American Aluminum rear step.	\$1,020.00

THREE COMPARTMENT

AA 3-EXT COMP PTS	American Aluminum THREE compartment prisoner transport system with rear and side door entry includes: seat belts, center console, rear step powder coated black, interior protected LED lighting, all hoses, clamps and hardware for hooking up rear factory A/C, diamond plate aluminum floor, 6,000 pound slam locks with Camlocker T-Handles, all locks keyed the same (REQUIRES FACTORY A/C and long wheel base cargo van).	\$17,240.00
AA 3-REG COMP PTS	American Aluminum THREE compartment prisoner transport system with rear and side door entry includes: seat belts, center console, rear step powder coated black, interior protected LED lighting, all hoses, clamps and hardware for hooking up rear factory A/C, diamond plate aluminum floor, 6,000 pound slam locks with Camlocker T-Handles, all locks keyed the same (REQUIRES FACTORY A/C and short wheel base cargo van).	\$16,415.00
AA SDD	American Aluminum solid drop doors to block all visibility between compartments.	\$285.00
AA CARPET	Upgrade American Aluminum prisoner transport system to include a carpeted bulkhead in order to reduce odor and noise.	\$1,295.00
AA STORAGE	American Aluminum under the front bench storage system for THREE compartment system.	\$1,690.00
AA SQUISH	American Aluminum SQUISH seat for creating a single compartment on an as needed basis for THREE compartment systems.	\$1,730.00
AA CUSH-3	American Aluminum seat cushions for 3 or 4 compartment prisoner transport systems.	\$3,520.00
AA INTERCOM-3	American Aluminum intercom system for THREE compartment transport system.	\$1,275.00
AA CAMERA-3	American Aluminum THREE compartment camera system includes: (3) tamper proof dome cameras, (1) CCD backup camera, (1) 5-channel mobile DBR with GPS, and (1) 7" LCD monitor.	\$3,060.00
AA INSULATE	American Aluminum rear cargo insulation with R4 and R11 applied to interior walls prior to install.	\$3,290.00
AA CONSOLE	American Aluminum console box	\$735.00
AA REAR	American Aluminum rear step.	\$1,020.00
AA SIDE	American Aluminum side step.	\$1,020.00

FOUR COMPARTMENT

AA 4-EXT COMP PTS	American Aluminum FOUR compartment prisoner transport system with rear and side door entry includes: seat belts, center console, rear step powder coated black, interior protected LED lighting, all hoses, clamps and hardware for hooking up rear factory A/C, diamond plate aluminum floor, 6,000 pound slam locks with Camlocker T-Handles, all locks keyed the same (REQUIRES FACTORY A/C and long wheel base cargo van WITH dual sliding side cargo access doors).	\$17,240.00
-------------------	--	-------------



ALL PRICES INCLUDE FREIGHT AND INSTALLATION

AA 4-REG COMP PTS	American Aluminum FOUR compartment prisoner transport system with rear and side door entry includes: seat belts, center console, rear step powder coated black, interior protected LED lighting, all hoses, clamps and hardware for hooking up rear factory A/C, diamond plate aluminum floor, 6,000 pound slam locks with Camlocker T-Handles, all locks keyed the same (REQUIRES FACTORY A/C and short wheel base cargo van WITH dual sliding side cargo access doors).	\$16,415.00
AA SDD	American Aluminum solid drop doors to block all visibility between compartments.	\$285.00
AA CARPET	Upgrade American Aluminum prisoner transport system to include a carpeted bulkhead in order to reduce odor and noise.	\$1,295.00
AA CUSH-3	American Aluminum seat cushions for 3 or 4 compartment prisoner transport systems.	\$3,520.00
AA INTERCOM-4	American Aluminum intercom system for FOUR compartment transport system.	\$1,575.00
AA CAMERA-4	American Aluminum FOUR compartment camera system includes: (4) tamper proof dome cameras, (1) CCD backup camera, (1) 5-channel mobile DBR with GPS, and (1) 7" LCD monitor.	\$3,280.00
AA INSULATE	American Aluminum rear cargo insulation with R4 and R11 applied to interior walls prior to install.	\$3,290.00
AA CONSOLE	American Aluminum console box	\$735.00
AA REAR	American Aluminum rear step.	\$1,020.00
AA SIDE	American Aluminum side step.	\$1,020.00

RECYCLED PRISONER TRANSPORT SYSTEM

AA UNINSTALL	Uninstall customer provided prisoner transport system, includes transportation to-from Perry, FL.	\$2,285.00
AA CLEAN	Sanitize customer provided prisoner transport system.	\$1,050.00
AA INSTALL	Re-install customer provided prisoner transport system, includes transportation from Perry, FL.	\$2,285.00
AA INSULATE	American Aluminum rear cargo insulation with R4 and R11 applied to interior walls prior to install.	\$3,290.00
AA INSULATE	American Aluminum rear cargo insulation with R4 and R11 applied to interior walls prior to install.	\$3,290.00
AA REAR	American Aluminum rear step.	\$1,020.00
AA SIDE	American Aluminum side step.	\$1,020.00

ADA COMPLIANT TRANSPORT

AA ADA PRISONER	AMERICAN ALUMINUM 3 COMPARTMENT MODULE 2 rear compartments, 4 seats on each side. Includes: Rear step, interior protected LED lighting, all hoses, clamps and hardware for hooking up rear factory A/C, diamond plate aluminum floor, 6,000 pound slam locks with Camlocker T-Handles, all locks keyed the same. ***CARPETED FRONT BULKHEAD **INMATE TRANSPORT SOLID ESCAPE HATCHES FOR INMATE TRANSPORT * DROP DOWN DOORS * CUSTOM OPTION *Front compartment will be Wheelchair Lift compartment (REQUIRES FACTORY REAR HVAC & MID/HIGH ROOF VAN) - Requires MW ADA PRISONER.	\$18,440.00
MW ADA PRISONER	MOBILITY WORKS WHEEL CHAIR LIFT, Shoulder Track -Pair-Full Length Shoulder tracks on driver and passenger side, Q-Straint Slide and Click 4-button wheelchai securement system with retractable lap and shoulder belts (LEVEL 3) Braun automatic ADA Lift, 34" x 51" platform, Century Series Model C919 IB, Side door mounted, ADA interlock, spot lights on lift, FMVSS 403 & 404 compliant - manual roll stop, Floor color black, Altro Floor Covering, in black - LWB Wagon LWB 3/4" Plywood subfloor - MUST Use Q'Straint Slide and Click, vehicle prep, cleanup, QA payload, required certifications/lables, training CD's, emergency exit and no smoking stickers.	\$21,695.00



ALL PRICES INCLUDE FREIGHT AND INSTALLATION

PRISONER 12+1CO+1	12 + 1 CO + 1 OR 2 Wheelchair Passenger Inmate Transport Bus conversion furnished and installed by FTS - EXTERIOR PAINT – WHITE EXTERIOR SIDES WITH PORTHOLE WINDOWS INTERIOR SECURITY SCREENS ON INTERIOR OF PORTHOLE WINDOWS, GERFLOR FLOORING, WHITE STEP NOSING 5/8" MARINE GRADE PLYWOOD INSULATION, ELECTRIC ENTRANCE DOOR WITH EXTERIOR KEY SWITCH, ENTRANCE GRAB RAIL, STAINLESS STEEL, EXTERIOR MIRRORS, INTERIOR MIRROR, MONITOR FOR BACK UP CAMERA BACK UP ALARM LED EXTERIOR BODY LIGHTS REAR EMERGENCY DOOR, SOLID HASP FOR REAR DOOR, 70,000 BTU ACT AIR CONDITIONING SYSTEM, 45,000 BTU REAR HEATER SECURITY SCREENING OVER AC EVAP AND HEATER LED INTERIOR DOME LIGHTS COVERED WITH SECURITY SCREENING, AM/FM MP3 PLAYER – FOUR SPEAKERS COVERED WITH SECURITY SCREENING 12 PASSENGER SEATING FREEDMAN PRISONER TRANSPORT SEATS – AISLE FACING C.O./GUARD SEAT VINYL UPHOLSTERY, TWO SECURITY PARTITIONS WITH POLYCARBONATE SHIELD, ADA COMPLIANT WHEELCHAIR LIFT, LIFT DOOR WITH HASP 2 WHEELCHAIR POSITIONS WITH Q STRAINT SECUREMENTS, INTERLOCK/ FAST IDLE 5 LB FIRE EXTINGUISHER, FIRST AID KIT, AND REFLECTIVE TRIANGLE KIT DELIVERY (Requires - CUTAWAY DUAL REAR WHEEL CHASSIS, GVWR 14,500 LBS/158" WHEELBASE)	\$101,945.00
-------------------	---	--------------

PASSENGER VAN SCREEN SYSTEM

AA PART	American Aluminum additional partitions for EZ SCREEN system, please specify middle or rear.	\$1,980.00
AA EZ SCREEN	American Aluminum EZ SCREEN system includes front partition with plexiglass covered 1-1/2" punched mesh screen window and 1/2" punched side / rear window guards.	\$5,130.00
AA SIDE	American Aluminum side step.	\$1,020.00
AA CAMERA-2	American Aluminum TWO compartment camera system includes: (2) tamper proof dome cameras, (1) CCD backup camera, (1) 5-channel mobile DBR with GPS, and (1) 7" LCD monitor.	\$2,840.00

AMERICAN ALUMINUM ANIMAL CONTROL

AA 8-ANIMAL	American Aluminum 8 compartment animal control system with front partiton includes: aluminum construction, insulation prior to install, interior lighting, catch pole holder and aluminum treadplate floor. (REQUIRES REAR A/C & DUAL SLIDE SIDE CARGO DOORS) Installed in Perry, FL	\$26,095.00
AA 9-ANIMAL	American Aluminum 9 compartment animal control system with front partiton includes: aluminum construction, insulation prior to install, interior lighting, catch pole holder and aluminum treadplate floor. (REQUIRES REAR A/C) Installed in Perry, FL	\$28,085.00
AA 10-ANIMAL	American Aluminum 10 compartment animal control system with front partiton includes: aluminum construction, insulation prior to install, interior lighting, catch pole holder and aluminum treadplate floor. (REQUIRES REAR A/C) Installed in Perry, FL	\$28,085.00
AA INSULATE	American Aluminum rear cargo insulation with R4 and R11 applied to interior walls prior to install.	\$3,290.00

DRY FREIGHT BOXES

12' ALUMINUM BOX

K CUT 12 AL	KNAPHEIDE 12' Aluminum 96"X84" Cutaway, Pine floor, Universal lining, ICC bumper, Dome Light (Includes 2nd Stage MSO, Weight Slip, & Completed Vehicle Certification.)	\$15,015.00
-------------	--	-------------

14' ALUMINUM BOX

K CUT 14 AL	KNAPHEIDE 14' Aluminum 96"X84" Cutaway, Pine floor, Universal lining, ICC bumper, Dome Light (Includes 2nd Stage MSO, Weight Slip, & Completed Vehicle Certification.)	\$16,525.00
-------------	--	-------------

16' ALUMINUM BOX

K CUT 16 AL	KNAPHEIDE 16' Aluminum 96"X84" Cutaway, Pine floor, Universal lining, ICC bumper, Dome Light (Includes 2nd Stage MSO, Weight Slip, & Completed Vehicle Certification.)	\$17,485.00
-------------	--	-------------

KNAPHEIDE DRY FREIGHT LIFT GATE

K LG16-AL37-RG	Maxon C2-92-1650 EA37 1600 lb flat bed, stake and van body lift gate 87" x 37"+ 6" aluminum platform (includes duplicate STT lights).	\$6,630.00
K LG16-AL41-RG	Maxon C2-92-1650 EA41 1600 lb flat bed, stake and van body lift gate 87" x 41"+ 6" aluminum platform (includes duplicate STT lights).	\$7,090.00

VANs



ALL PRICES INCLUDE FREIGHT AND INSTALLATION

K LG16-ST35-RG Maxon C2-92-1650 TP35 1600 lb flat bed, stake and van body lift gate 87" x 35"+ 6" (includes duplicate STT lights). \$5,680.00

READING CSV READY VANS (COVERED UTILITY BODY)

DEALER VEHICLE ACCESSORIES PU LIFT GATES

DVA RVSL57-132AP SW	11' Reading Steel Standard Line Ready Van enclosed service body factory powder coated white with 57" height and SST paddle latches (Includes 2nd stage MSO, weight slip, & final-stage manufacturers completed vehicle certification.) Req single rear wheel Ford E series cutaway or GM Express cutaway chassis.	\$17,080.00
DVA AL-CVS57-132AP SW	11' Reading Aluminum CSV Classic service van powder coated white with pooched rear bumper & 57" height (Includes 2nd stage MSO, weight slip, & final-stage manufacturers completed vehicle certification.) Req single rear wheel Ford E series cutaway or GM Express cutaway chassis.	\$21,270.00
DVA AL-TSV57-132AP SW	11' Reading Aluminum CSV Classic Service Van powder coated white with pooched rear bumper and 57" height. (Includes 2nd stage MSO, weight slip, & final-stage manufacturers completed vehicle certification.) Req Ford Transit cutaway with 138" WB & single rear wheel.	\$20,800.00
DVA AL-TSC57-132AP SW	11' Reading Aluminum CSV Classic Service Van powder coated white with pooched rear bumper and 57" height. (Includes 2nd stage MSO, weight slip, & final-stage manufacturers completed vehicle certification.) Req Ford Transit chassis cab with 138" WB & single rear wheel.	\$20,800.00
DVA AL-TSV57-132AP DW	11' Reading Aluminum CSV Classic Service Van powder coated white with pooched rear bumper and 57" height. (Includes 2nd stage MSO, weight slip, & final-stage manufacturers completed vehicle certification.) Req Ford Transit cutaway with 138" WB & dual rear wheel.	\$21,035.00
DVA AL-TSC57-132AP DW	11' Reading Aluminum CSV Classic Service Van powder coated white with pooched rear bumper and 57" height. (Includes 2nd stage MSO, weight slip, & final-stage manufacturers completed vehicle certification.) Req Ford Transit chassis cab with 138" WB & dual rear wheel.	\$20,445.00
DVA RVSL75-132AP SW	11' Reading Steel Standard Line Ready Van enclosed service body factory powder coated white with 75" height and SST paddle latches (Includes 2nd stage MSO, weight slip, & final-stage manufacturers completed vehicle certification.) Req single rear wheel Ford E series cutaway or GM Express cutaway chassis.	\$17,810.00
DVA RVSL75-132AP DW	11' Reading Steel Standard Line Ready Van enclosed service body factory powder coated white with 75" height and SST paddle latches (Includes 2nd stage MSO, weight slip, & final-stage manufacturers completed vehicle certification.) Req dual rear wheel Ford E series cutaway or GM Express cutaway chassis.	\$18,300.00
DVA AL-CVS75-132AP SW	11' Reading Aluminum CSV Classic service van powder coated white with pooched rear bumper & 75" height (Includes 2nd stage MSO, weight slip, & final-stage manufacturers completed vehicle certification.) Req single rear wheel Ford E series cutaway or GM Express cutaway chassis.	\$21,980.00
DVA AL-TSV72-132AP SW	11' Reading Aluminum CSV Classic Service Van powder coated white with pooched rear bumper and 72" height. (Includes 2nd stage MSO, weight slip, & final-stage manufacturers completed vehicle certification.) Req Ford Transit cutaway with 138" WB & single rear wheel.	\$21,270.00
DVA AL-TSC72-132AP SW	11' Reading Aluminum CSV Classic Service Van powder coated white with pooched rear bumper and 72" height. (Includes 2nd stage MSO, weight slip, & final-stage manufacturers completed vehicle certification.) Req Ford Transit chassis cab with 138" WB & single rear wheel.	\$21,270.00
DVA AL-PSV57-132AP SW	11' Reading Aluminum CSV Classic Service Van powder coated white with pooched rear bumper and 57" height. (Includes 2nd stage MSO, weight slip, & final-stage manufacturers completed vehicle certification.) Req RAM ProMaster cutaway with 136" WB & single rear wheel.	\$21,270.00
DVA AL-PSV75-132AP SW	11' Reading Aluminum CSV Classic Service Van powder coated white with pooched rear bumper and 75" height. (Includes 2nd stage MSO, weight slip, & final-stage manufacturers completed vehicle certification.) Req RAM ProMaster cutaway with 136" WB & single rear wheel.	\$21,980.00
DVA AL-TSV72-132AP DW	11' Reading Aluminum CSV Classic Service Van powder coated white with pooched rear bumper and 72" height. (Includes 2nd stage MSO, weight slip, & final-stage manufacturers completed vehicle certification.) Req Ford Transit cutaway with 138" WB & dual rear wheel.	\$2,380.00
DVA AL-TSC72-132AP DW	11' Reading Aluminum CSV Classic Service Van powder coated white with pooched rear bumper and 72" height. (Includes 2nd stage MSO, weight slip, & final-stage manufacturers completed vehicle certification.) Req Ford Transit chassis cab with 138" WB & dual rear wheel.	\$22,450.00



ALL PRICES INCLUDE FREIGHT AND INSTALLATION

DVA AL-CVS75-132AP DW	11' Reading Aluminum CSV Classic service van powder coated white with pooched rear bumper & 75" height (Includes 2nd stage MSO, weight slip, & final-stage manufacturers completed vehicle certification.) Req dual rear wheel Ford E series cutaway or GM Express cutaway chassis	\$23,040.00
DVA LM RSV 132	Latch Matic Remote Locking System (installed at Reading)	\$2,000.00
DVA 3BL RSV 132	3- Bar Ladder Rack	\$1,125.00

KNAPHEIDE KUV BODY

EXPRESS / SAVANA

K KUV129SU-GM	Knapheide 11' KUV 129SU SRW ultra low roof with 55.8" interior cargo height, 14.5" compartment depth, includes mounting of factory rear camera. To be mounted on Chevy Express 139" WB (requires VP7 and DEB or DHC) / Ford Econoline 138" WB (requires 31H and 54D or 54E) - (Includes 2nd Stage MSO, Weight Slip, & Completed Vehicle Certification.)	\$21,375.00
K KUV129SU-E	Knapheide 11' KUV 129SU SRW ultra low roof with 55.8" interior cargo height, 14.5" compartment depth, includes mounting of factory rear camera. To be mounted on Chevy Express 139" WB (requires VP7 and DEB or DHC) / Ford Econoline 138" WB (requires 31H and 54D or 54E) - (Includes 2nd Stage MSO, Weight Slip, & Completed Vehicle Certification.)	\$17,135.00
K KUV129SH-E	Knapheide 11' KUV 129SH SRW high roof with 75.8" interior cargo height, 14.5" compartment depth, includes mounting of factory rear camera. To be mounted on Chevy Express 139" WB (requires DEB or DHC) / Ford Econoline 138" WB (requires 54D or 54E) - (Includes 2nd Stage MSO, Weight Slip, & Completed Vehicle Certification.)	\$26,185.00
K KUV129DH-E	Knapheide 11' KUV 129DH DRW high roof with 75.8" interior cargo height, 14.5" compartment depth, includes mounting of factory rear camera. To be mounted on Chevy Express 139" WB (requires DEB or DHC) / Ford Econoline 138" WB (requires 54D or 54E) - (Includes 2nd Stage MSO, Weight Slip, & Completed Vehicle Certification.)	\$27,485.00
K KUV CLV	Knapheide Class V hitch for Express/Econoline with 7-pin round wire connector	\$770.00
K KUV-RKE-E	Knapheide power lock system for Econoline/Express KUV installation.	\$2,415.00
K KUV-SDD	Knapheide single drop down ladder rack, installed.	\$2,290.00
K KUV-DDD	Knapheide double drop down ladder rack, installed.	\$4,485.00
K KUV-3BOW	Knapheide 3 bow ladder rack, installed.	\$1,140.00

ECONOLINE

K KUV129SU-GM	Knapheide 11' KUV 129SU SRW ultra low roof with 55.8" interior cargo height, 14.5" compartment depth, includes mounting of factory rear camera. To be mounted on Chevy Express 139" WB (requires VP7 and DEB or DHC) / Ford Econoline 138" WB (requires 31H and 54D or 54E) - (Includes 2nd Stage MSO, Weight Slip, & Completed Vehicle Certification.)	\$21,375.00
K KUV129SH-E	Knapheide 11' KUV 129SH SRW high roof with 75.8" interior cargo height, 14.5" compartment depth, includes mounting of factory rear camera. To be mounted on Chevy Express 139" WB (requires DEB or DHC) / Ford Econoline 138" WB (requires 54D or 54E) - (Includes 2nd Stage MSO, Weight Slip, & Completed Vehicle Certification.)	\$26,185.00
K KUV129DH-E	Knapheide 11' KUV 129DH DRW high roof with 75.8" interior cargo height, 14.5" compartment depth, includes mounting of factory rear camera. To be mounted on Chevy Express 139" WB (requires DEB or DHC) / Ford Econoline 138" WB (requires 54D or 54E) - (Includes 2nd Stage MSO, Weight Slip, & Completed Vehicle Certification.)	\$27,485.00
K KUV CLV	Knapheide Class V hitch for Express/Econoline with 7-pin round wire connector	\$770.00
K KUV-RKE-E	Knapheide power lock system for Econoline/Express KUV installation.	\$2,415.00
K KUV-SDD	Knapheide single drop down ladder rack, installed.	\$2,290.00
K KUV-DDD	Knapheide double drop down ladder rack, installed.	\$4,485.00
K KUV-3BOW	Knapheide 3 bow ladder rack, installed.	\$1,140.00



ALL PRICES INCLUDE FREIGHT AND INSTALLATION

TRANSIT

K KUV129SU-T	Knapheide 11' KUV 129SU SRW ultra low roof with 55.8" interior cargo height, 14.5" compartment depth, includes mounting of factory rear camera & remote keyless entry. To be mounted on Ford Transit (requires 31K and 541 or 545 or 543 or 544) - (Includes 2nd Stage MSO, Weight Slip, & Completed Vehicle Certification.)	\$22,685.00
K KUV129DH-T	Knapheide 11' KUV 129DH DRW high roof with 75.8" interior cargo height, 14.5" compartment depth, includes mounting of factory rear camera & remote keyless entry. To be mounted on Ford Transit (requires 541 or 545 or 543 or 544) - (Includes 2nd Stage MSO, Weight Slip, & Completed Vehicle Certification.)	\$29,175.00
K KUV129SH-T	Knapheide 11' KUV 129SH SRW high roof with 75.8" interior cargo height, 14.5" compartment depth, includes mounting of factory rear camera & remote keyless entry. To be mounted on Ford Transit (requires 541 or 545 or 543 or 544) - (Includes 2nd Stage MSO, Weight Slip, & Completed Vehicle Certification.)	\$28,915.00
K KUV CLIII	Knapheide Class III hitch for Ford Transit with 7-pin round wire connector	\$840.00
K KUV-SDD	Knapheide single drop down ladder rack, installed.	\$2,290.00
K KUV-DDD	Knapheide double drop down ladder rack, installed.	\$4,485.00
K KUV-3BOW	Knapheide 3 bow ladder rack, installed.	\$1,140.00

PROMASTER

K KUV NO-TOW	TOW HITCH NOT AVAILABLE ON THIS MODEL	\$0.00
K KUV-SDD	Knapheide single drop down ladder rack, installed.	\$2,290.00
K KUV-DDD	Knapheide double drop down ladder rack, installed.	\$4,485.00
K KUV-3BOW	Knapheide 3 bow ladder rack, installed.	\$1,140.00

SHUTTLE BUSES

TRANSIT 9+2-LIFT	LIFT EQUIPPED 9 PASSENGER WITH 1 ADA COMPLIANT CHAIR POSITION ON FORD TRANSIT, ABS INTERIOR KIT WITH GRAY WALLS AND LIGHT GRAY CEILING, OVERHEAD STORAGE COMPARTMENT ABOVE DRIVER STAINLESS STEEL GRAB BAR AT ENTRANCE, INTERIOR DOME LIGHTS ALTRO TRANSIT GRADE SAFETY FLOORING, RUNNING BOARDS, BOTH SIDES OEM DRIVER AND CO-PILOT SEATS, TWO FREEDMAN GO-ES SINGLE FOLDAWAY SEATS THREE FREEDMAN GOES DOUBLE FOLDAWAY SEATS REAR MOUNTED BRAUN CENTURY WHEELCHAIR LIFT, 800 LBS. CAPACITY, 34 X 51 INTERIOR LIFT LIGHT, ADA INTERLOCK SYSTEM TWO WHEELCHAIR POSITIONS WITH QSTRAINT SECUREMENTS AND LAP/SHOULDER BELT FLOOR MOUNTED WC SECUREMENT STORAGE COMPARTMENTS FIRE EXTINGUISHER, FIRST AID KIT, TRIANGLE KIT AND SEAT BELT CUTTER	\$33,515.00
BUS12+2	12 + 2 passenger includes: DRIVER'S RUNNING BOARD, EXHAUST ROUTED TO STREETSIDE, BATTERY BOX WITH SLIDE OUT TRAY, STAINLESS STEEL WHEEL INSERTS, WHITE EXTERIOR, 76" HEADROOM, WHITE/GRAY INTERIOR SIDEWALLS AND CEILING, LED INTERIOR DOME LIGHTS, TRANSIT STYLE WINDOWS, T SLIDER TOPS, TINTED, ELECTRIC ENTRANCE DOOR WITH EXTERIOR KEYSWITCH, EXTERIOR LED LIGHT, ENTRANCE GRAB RAIL, BOTH SIDES MODESTY PANEL WITH STANCHION AT ENTRANCE DOOR AND BEHIND DRIVER, 5/8" MARINE GRADE PLYWOOD SUBFLOOR, GRAY RUBBER FLOORING AND WHITE STANDEE LINE BACK UP ALARM & BACK UP CAMERA WITH MONITOR, AM/FM/MP3/USB PLAYER AND FOUR SPEAKERS, INTERIOR MIRROR, REAR WINDOW / EMERGENCY EXIT, ROOF HATCH / EMERGENCY EXIT L.E.D. BRAKE, TAIL, TURN, BACKUP, MARKER, AND CLEARANCE LIGHTS, FREEDMAN MID-HIGH SEATS WITH SEAT BELTS, GRAB HANDLES ON AISLE SEAT LOCATIONS, AISLE SIDE FLIP UP ARM RESTS FREEDMAN DRIVERS SEAT WITH RH ARMREST, LEVEL 1 SEATING UPHOLSTERY ON PASSENGER AND DRIVER SEATS, REAR AIR CONDITIONING SYSTEM, 45,000 BTU REAR HEATER, BRAUN CENTURY SERIES WHEELCHAIR LIFT WITH BELT - LIFT DOOR, DOUBLE DOOR WITH WINDOWS, ADA DECALS, Q STRAIT QRT MAX FOR TWO POSITION, WITH MOUNTED STORAGE POUCHES, FAST IDLE/INTERLOCK, EMERGENCY TRIANGLE KIT/FIRST AID KIT AND FIRE EXTINGUISHER. (REQUIRES DUAL REAR WHEEL CUTAWAY CHASSIS, 12,500 lbs. -14,500 GVWR, 158"WB)"	\$60,455.00



ALL PRICES INCLUDE FREIGHT AND INSTALLATION

BUS14	<p>14 passenger includes: DRIVER'S RUNNING BOARD, EXHAUST ROUTED TO STREETSIDE, BATTERY BOX WITH SLIDE OUT TRAY, STAINLESS STEEL WHEEL INSERTS WHITE EXTERIOR, 76" HEADROOM, WHITE/GRAY INTERIORSIDEWALLS AND CEILING, LED INTERIOR DOME LIGHTS, TRANSIT STYLE WINDOWS, T SLIDER TOPS, TINTED, ELECTRIC ENTRANCE DOOR WITH EXTERIOR, KEYSWITCH, EXTERIOR LED LIGHT, ENTRANCE GRAB RAIL, BOTH SIDES, MODESTY PANEL WITH STANCHION AT ENTRANCE DOOR AND BEHIND DRIVER, 5/8" MARINE GRADE PLYWOOD SUBFLOOR, GRAY RUBBER FLOORING AND WHITE STANDEE LINE, BACK UP ALARM & BACK UP CAMERA WITH 7" MONITOR, AM/FM//MP3/USB PLAYER AND FOUR SPEAKERS, INTERIOR MIRROR, REAR WINDOW / EMERGENCY EXIT, ROOF HATCH / EMERGENCY EXIT, L.E.D. BRAKE, TAIL, TURN, BACKUP, MARKER, AND CLEARANCE LIGHTS, FREEDMAN MID-HIGH SEATS WITH SEAT BELTS, AISLE SIDE FLIP UP ARM RESTS, FREEDMAN DRIVERS SEAT WITH RH ARMREST, LEVEL 1 SEATING UPHOLSTERY ON PASSENGER AND DRIVER SEATS, REAR AIR CONDITIONING SYSTEM, 45,000 BTU REAR HEATER, FAST IDLE, EMERGENCY TRIANGLE KIT/FIRST AID KIT AND FIRE EXTINGUISHER. (REQUIRES DUAL REAR WHEEL CUTAWAY CHASSIS, 12,500 lbs. -14,500 GVWR, 158"WB)"</p>	\$52,805.00
BUS16+2	<p>16 + 2 passenger includes: DRIVER'S RUNNING BOARD, EXHAUST ROUTED TO STREETSIDE, BATTERY BOX WITH SLIDE OUT TRAY, STAINLESS STEEL WHEEL INSERTS , WHITE EXTERIOR, 76" HEADROOM, WHITE/GRAY INTERIOR SIDEWALLS AND CEILING, LED INTERIOR DOME LIGHTS, TRANSIT STYLE WINDOWS, T SLIDER TOPS, TINTED, ELECTRIC ENTRANCE DOOR WITH EXTERIOR KEYSWITCH, EXTERIOR LED LIGHT, ENTRANCE GRAB RAIL, BOTH SIDES MODESTY PANEL WITH STANCHION AT ENTRANCE DOOR AND BEHIND DRIVER, 5/8" MARINE GRADE PLYWOOD SUBFLOOR, GRAY RUBBER FLOORING AND WHITE STANDEE LINE BACK UP ALARM & BACK UP CAMERA WITH MONITOR, AM/FM//MP3/USB PLAYER AND FOUR SPEAKERS, INTERIOR MIRROR, REAR WINDOW / EMERGENCY EXIT, ROOF HATCH / EMERGENCY EXIT L.E.D. BRAKE, TAIL, TURN, BACKUP, MARKER, AND CLEARANCE LIGHTS, FREEDMAN MID-HIGH SEATS WITH SEAT BELTS, GRAB HANDLES ON AISLE SEAT LOCATIONS, AISLE SIDE FLIP UP ARM RESTS FREEDMAN DRIVERS SEAT WITH RH ARMREST, LEVEL 1 SEATING UPHOLSTERY ON PASSENGER AND DRIVER SEATS, REAR AIR CONDITIONING SYSTEM, 45,000 BTU REAR HEATER, BRAUN CENTURY SERIES WHEELCHAIR LIFT WITH BELT - LIFT DOOR, DOUBLE DOOR WITH WINDOWS, ADA DECALS, Q STRAIT QRT MAX FOR TWO POSITION, WITH MOUNTED STORAGE POUCHES, FAST IDLE/INTERLOCK, EMERGENCY TRIANGLE KIT/FIRST AID KIT AND FIRE EXTINGUISHER. (REQUIRES DUAL REAR WHEEL CUTAWAY CHASSIS, 14,500 lbs. GVWR, 176"WB)"</p>	\$68,895.00
BUS20 + 2	<p>20 + 2 passenger includes: DRIVER'S RUNNING BOARD, EXHAUST ROUTED TO STREETSIDE, BATTERY BOX WITH SLIDE OUT TRAY, STAINLESS STEEL WHEEL INSERTS , WHITE EXTERIOR, 76" HEADROOM, WHITE/GRAY INTERIOR SIDEWALLS AND CEILING, LED INTERIOR DOME LIGHTS, TRANSIT STYLE WINDOWS, T SLIDER TOPS, TINTED, ELECTRIC ENTRANCE DOOR WITH EXTERIOR KEYSWITCH, EXTERIOR LED LIGHT, ENTRANCE GRAB RAIL, BOTH SIDES MODESTY PANEL WITH STANCHION AT ENTRANCE DOOR AND BEHIND DRIVER, 5/8" MARINE GRADE PLYWOOD SUBFLOOR, GRAY RUBBER FLOORING AND WHITE STANDEE LINE BACK UP ALARM & BACK UP CAMERA WITH MONITOR, AM/FM//MP3/USB PLAYER AND FOUR SPEAKERS, INTERIOR MIRROR, REAR WINDOW / EMERGENCY EXIT, ROOF HATCH / EMERGENCY EXIT L.E.D. BRAKE, TAIL, TURN, BACKUP, MARKER, AND CLEARANCE LIGHTS, FREEDMAN MID-HIGH SEATS WITH SEAT BELTS, GRAB HANDLES ON AISLE SEAT LOCATIONS, AISLE SIDE FLIP UP ARM RESTS FREEDMAN DRIVERS SEAT WITH RH ARMREST, LEVEL 1 SEATING UPHOLSTERY ON PASSENGER AND DRIVER SEATS, REAR AIR CONDITIONING SYSTEM, 45,000 BTU REAR HEATER, BRAUN CENTURY SERIES WHEELCHAIR LIFT WITH BELT - LIFT DOOR, DOUBLE DOOR WITH WINDOWS, ADA DECALS, Q STRAIT QRT MAX FOR TWO POSITION, WITH MOUNTED STORAGE POUCHES, FAST IDLE/INTERLOCK, EMERGENCY TRIANGLE KIT/FIRST AID KIT AND FIRE EXTINGUISHER. (REQUIRES DUAL REAR WHEEL CUTAWAY CHASSIS, 14,500 lbs. GVWR, 176"WB)</p>	\$72,920.00

CNG CONVERSION

AE FT21BF	Ford Transit 21 GGE 3.5 L Bi-Fuel	\$11,670.00
-----------	-----------------------------------	-------------



ALL PRICES INCLUDE FREIGHT AND INSTALLATION

FLOOR PROTECTION

WTF CRW	Weather Tech floor liner system for crew cab pick-up trucks.	\$275.00
WTF EXT	Weather Tech floor liner system for extended cab pick-up trucks.	\$265.00
WTF REG	Weather Tech floor liner system for regular cab pick-up trucks.	\$190.00

SEAT UPGRADE

DLTH 1	Dealer installed leather seating surfaces (1st row only).	\$1,300.00
DLTH 2	Dealer installed leather seating surfaces (1st & 2nd rows).	\$1,445.00
TT SEAT COVERS 1	TIGER TOUGH HD SEAT COVERS FOR FIRST ROW ONLY	\$410.00
TT SEAT COVERS 2	TIGER TOUGH HD SEAT COVERS FOR FIRST AND SECOND ROWS.	\$810.00

INVERTERS & CHARGING

806-1206-PU	XANTREX 600W pure sine inverter mounted behind front passenger seat or under rear passenger seat with ignition sourced remote / user control mounted on dash mounted on dash. (Alternate mounting location may be required due to clearance.) Includes freight and installation, appropriate gauge wire for distance from battery, heat shrink connectors and wire loom.	\$595.00
806-1210-PU	XANTREX 1000W pure sine inverter mounted behind front passenger seat or under rear passenger seat with ignition sourced remote / user control mounted on dash mounted on dash. (Alternate mounting location may be required due to clearance.) Includes freight and installation, appropriate gauge wire for distance from battery, heat shrink connectors and wire loom.	\$765.00
806-1220-PU	XANTREX 2000W pure sine inverter mounted behind front passenger seat or under rear passenger seat with ignition sourced remote / user control mounted on dash mounted on dash. (Alternate mounting location may be required due to clearance.) Includes freight and installation, appropriate gauge wire for distance from battery, heat shrink connectors and wire loom.	\$1,245.00
E1 KUSSMAUL-SINGLE	KUSSMAUL 51-03-1206 auto eject charging System for emergency vehicles with single battery. KIT includes 1000w onboard charger, charge indicator, auto eject plug, and aluminum weather resistant ejector housing. Includes installation of auto eject plug & housing near driver side rear bumper (must specify on PO if desired installation different than specified)	\$2,130.00
E1 KUSSMAUL-DUAL	KUSSMAUL 53-03-1206 auto eject charging System for emergency vehicles with two batteries. KIT includes 2000w onboard charger, charge indicator, auto eject plug, and aluminum weather resistant ejector housing. Includes installation of auto eject plug & housing near driver side rear bumper (must specify on PO if desired installation different than specified)	\$2,130.00
AJ RJK	WARN 26769 QUICK DISCONNECT JUMP KIT, INSTALLED IN GRILLE AREA.	\$450.00
CORD	EXTENSION CORD TO BE RUN FROM INVERTER MOUNTED UNDER REAR SEAT (DRIVER SIDE) TO COMPUTER STAND AREA FOR EASE OF USE.	\$65.00

WINDOW FILM & GUARDS

DT2 TRK	Deep tint film installed on front two door glass only.	\$240.00
WSTP	Windshield strip	\$50.00
DTF 2 TRK	Deep tint film installed on front two door glass and rear window.	\$300.00
DTF 4 TRK	Deep tint film installed on four doors and back glass for extended/crew cab pickups.	\$290.00
LIMO	Upgrade tint to LIMO on all tinted surfaces	\$95.00
RS 2	Stick on rain shields (2-doors).	\$95.00
RS 4	Stick on rain shields (4-doors).	\$120.00



ALL PRICES INCLUDE FREIGHT AND INSTALLATION

HITCHES & ACCESSORIES

AJ 4-WIRE	4 wire trailer plug	\$85.00
AJ 7/4 WIRE	7 wire RV style plug with 4-wire flat combination plug.	\$95.00
AJ 6-ROUND	6 wire round utility plug.	\$70.00
SS7RP	SARASOTA 7 WIRE ROUND BERG TRAILER PLUG WITH ROUND PINS.	\$125.00
AJ C-WIRE	Customer specific wire plug, please provide detail.	\$75.00
AJ CLIII	Class III receiver hitch, installed at AJ Fleet.	\$520.00
AJ CLIV	Class IV receiver hitch, installed at AJ Fleet.	\$625.00
AJ CLV	Class V receiver hitch, installed at AJ Fleet.	\$830.00
BOLT-HITCH	Bolt lock receiver lock (max 2" receiver tube) will key to vehicle ignition.	\$90.00
BOLT2	(2) BOLT lock pad locks, keyed to vehicle ignition key.	\$95.00
CARGO-GLIDE 1200	Cargo Glide 1200lb bed slide with 4" sides and rubber coated floor.	\$2,120.00
CARGO-GLIDE 1500	Cargo Glide 1500lb bed slide with 4" sides and rubber coated floor.	\$2,215.00
AJ DB2	Draw bar with 2" Ball, pin, and clip.	\$105.00
AJ DB2516	Draw bar with 2-5/16" Ball, pin, and clip.	\$110.00
AJ DB3	Tri-ball draw bar with 1-7/8", 2", and 2-5/16" balls.	\$120.00
AJ OHMR-1000	Kargo Master Pro II HD overhead truck rack, powder coated modular, 1000lb.	\$1,380.00
STEP3-REG	3" black tubular cab step for regular cab pickup.	\$380.00
STEP3-EXT	3" black tubular cab step for extended cab pickup.	\$390.00
STEP3-CREW	3" black tubular cab step for crew cab pickup.	\$400.00
9L7-INST	GM UPFITTER SWITCH INSTALL.	\$165.00
BUA	Federal Signal 90 dB back-up alarm.	\$160.00
BUS-TRK	BACK UP SENSORS Rear Bumper Parking Assistance System for Trucks Introducing BackZone Truck (250-1903-BZTRK), Rostra's latest innovation in vehicle parking assistance systems.	\$445.00
AJ CONE	Simple wire framed cone holder, mounted to center of front bumper (unless otherwise specified).	\$85.00
AJ PACK-RAT	Weatherguard Pack-Rat 308-3 drawer unit 48" x 39.75" x 9.5", installed.	\$1,575.00
AJ D-BOX	REMOVE FACTORY PICKUP BOX FOR AFTERMARKET BODY INSTALLATION.	\$165.00
AJ EBC	Curt Spectrum Electric Brake Controller	\$395.00

GRILLE GUARDS AND WINCHES

WINCH MOUNT TRAY'S (NO UPRIGHTS)

AJ WMT-WARN	WARN Winch mount tray only, no push bumper or wrap. (FORD or RAM only, required for M-series and 16.5ti winches).	\$1,260.00
AJ WMT-WEST	Westin winch mount tray only, no push bumper or wrap (GM/Ford/RAM/Toyota for up to 12k winch only).	\$800.00

LD PICK Ups



ALL PRICES INCLUDE FREIGHT AND INSTALLATION

AJ WEST-2LIGHT	Westin HDX B-Force flush mount dual 6" LED light kit mounted into front of Westin HDX grille guard.	\$615.00
AJ ASCENT	WARN ASCENT FRONT BUMPER REPLACEMENT WITH WINCH MOUNT FOR TACOMA, DOES NOT INCLUDE WINCH OR LIGHTS, INSTALLED.	\$3,115.00

WRAP AROUND GRILLE GUARDS

AJ WGG-WEST	Westin HDX wrap around grille guard (GM/Ford/RAM/Toyota).	\$1,110.00
-------------	---	------------

WRAP AROUND GRILLE GUARDS WITH WINCH MOUNTS

AJ WGG-MNT-P-WARN	Warn Wrap around grille guard with winch mount tray & no side wings (FORD or RAM only, required for M-series and 16.5ti winches).	\$2,215.00
AJ WGG-MNT-WARN	Warn wrap around grille guard with winch mount plate. (FORD or RAM only, required for M-series and 16.5ti winches).	\$3,050.00
AJ WGG-MNT-WEST	Westin HDX wrap around grille guard with winch mount tray (GM/Ford/RAM/Toyota for up to 12k winch only).	\$1,725.00
AJ WGG-MNT-P-STER	Sterling manufacturing wrap around grille guard with winch mount tray and no headlight guards, center section only (fits all makes/models, will accomidate 16.5ti winch).	\$1,905.00
AJ WGG-MNT-STER	Sterling manufacturing wrap around grille guard with winch mount tray (fits all makes/models, will accomidate 16.5ti winch).	\$2,720.00

STEEL ROPE WINCHES

VR EVO 8	Warn VR EVO self recovery 8,000lb rated winch with remote, open fairlead, and wire rope.	\$835.00
VR EVO 10	Warn VR EVO self recovery 10,000lb rated winch with remote, open fairlead, and wire rope.	\$890.00

SYNTHETIC ROPE WINCHES

ZEON 8-S	Warn ZEON self recovery 8,000lb rated winch with remote, open fairlead, synthetic rope and aluminum winch drum to reduces rope wear.	\$1,930.00
ZEON 10-S	Warn ZEON self recovery 10,000lb rated winch with remote, open fairlead, synthetic rope and aluminum winch drum to reduces rope wear.	\$2,755.00

BED COVERS

TONNEAU COVERS

BAKFLIP-G2	BAKFLIP G2 FOLDING BED COVER, INSTALLED	\$1,235.00
R-N-L LONG	Roll N Lock cover, long box (all GM & RAM both short & long).	\$1,805.00
R-N-L SHORT	Roll N Lock cover, short box (Toyota / Nissan / Ford only).	\$1,855.00
TK FTC LEER700-SB	LEER 700 model fiberglass tonneau cover, short bed, painted to match cab of vehicle.	\$3,205.00
TK FTC LEER700-LB	LEER 700 model fiberglass tonneau cover, long bed, painted to match cab of vehicle.	\$3,335.00
TK FTC LEER700RKE	Remote keyless entry for LEER 700 model only.	\$540.00
AJ UCFLEX	Undercover brand- Flex 3-piece black folding tonneau cover, installed.	\$1,300.00
AJ UCELITE	Undercover brand- Elite hard black plastic 1-piece tonneau cover, installed.	\$1,450.00
DB SE-S	FURNISH AND INSTALL DIAMOND BACK MODEL SE TONNEAU COVER (2-LIFT DOORS FRONT TO BACK), POLISHED ALUMINUM INCLUDING (4) CLEATS AND 400LB HAUL CAPACITY FOR PICKUPS WITH SHORT BED.	\$2,560.00
DB SE-L	FURNISH AND INSTALL DIAMOND BACK MODEL SE TONNEAU COVER (2-LIFT DOORS FRONT TO BACK), POLISHED ALUMINUM INCLUDING (4) CLEATS AND 400LB HAUL CAPACITY FOR PICKUPS WITH LONG BED.	\$2,560.00
DB SE-SX	FURNISH AND INSTALL DIAMOND BACK MODEL SE TONNEAU COVER (2-LIFT DOORS FRONT TO BACK), BLACK ALUMINUM INCLUDING (4) CLEATS AND 400LB HAUL CAPACITY FOR PICKUPS WITH SHORT BED.	\$2,965.00



ALL PRICES INCLUDE FREIGHT AND INSTALLATION

DB SE-LX	FURNISH AND INSTALL DIAMOND BACK MODEL SE TONNEAU COVER (2-LIFT DOORS FRONT TO BACK), BLACK ALUMINUM INCLUDING (4) CLEATS AND 400LB HAUL CAPACITY FOR PICKUPS WITH LONG BED.	\$2,965.00
DB 180S	FURNISH AND INSTALL DIAMOND BACK MODEL 180 TONNEAU COVER (2-LIFT DOORS SIDE BY SIDE), POLISHED ALUMINUM WITH 400LB HAUL CAPACITY FOR PICKUPS WITH SHORT BED.	\$2,900.00
DB 180L	FURNISH AND INSTALL DIAMOND BACK MODEL 180 TONNEAU COVER (2-LIFT DOORS SIDE BY SIDE), POLISHED ALUMINUM WITH 400LB HAUL CAPACITY FOR PICKUPS WITH LONG BED.	\$2,900.00
DB 180SX	FURNISH AND INSTALL DIAMOND BACK MODEL 180 TONNEAU COVER (2-LIFT DOORS SIDE BY SIDE), BLACK ALUMINUM WITH 400LB HAUL CAPACITY FOR PICKUPS WITH SHORT BED.	\$3,300.00
DB 180LX	FURNISH AND INSTALL DIAMOND BACK MODEL 180 TONNEAU COVER (2-LIFT DOORS SIDE BY SIDE), BLACK ALUMINUM WITH 400LB HAUL CAPACITY FOR PICKUPS WITH LONG BED.	\$3,300.00
DB 270S	FURNISH AND INSTALL DIAMOND BACK MODEL 270 TONNEAU COVER (3-LIFT DOORS), POLISHED ALUMINUM WITH 400LB HAUL CAPACITY FOR PICKUPS WITH SHORT BED.	\$3,300.00
DB 270L	FURNISH AND INSTALL DIAMOND BACK MODEL 270 TONNEAU COVER (3-LIFT DOORS), POLISHED ALUMINUM WITH 400LB HAUL CAPACITY FOR PICKUPS WITH LONG BED.	\$3,300.00
DB 270SX	FURNISH AND INSTALL DIAMOND BACK MODEL 270 TONNEAU COVER (3-LIFT DOORS), BLACK ALUMINUM WITH 400LB HAUL CAPACITY FOR PICKUPS WITH SHORT BED.	\$3,705.00
DB 270LX	FURNISH AND INSTALL DIAMOND BACK MODEL 270 TONNEAU COVER (3-LIFT DOORS), BLACK ALUMINUM WITH 400LB HAUL CAPACITY FOR PICKUPS WITH LONG BED.	\$3,705.00

FIBERGLASS TOPPERS

TK DEFENDER-SB	Topper King Defender Fiberglass Cab High topper with sliding glass sides for short bed pickups.	\$3,075.00
TK DEFENDER-LB	Topper King Defender Fiberglass Cab High topper with sliding glass sides for long bed pickups.	\$3,205.00
TK DEFENDER-WD-SB	Topper King Defender Fiberglass Cab High topper with side access windoors for short bed pickups.	\$3,725.00
TK DEFENDER-WD-LB	Topper King Defender Fiberglass Cab High topper with side access windoors for long bed pickups.	\$4,115.00
TK LEER-100S-SB	Leer 100S topper with smooth solid sides (no glass no doors) framed rear door for short bed pickups.	\$3,400.00
TK LEER-100S-LB	Leer 100S topper with smooth solid sides (no glass no doors) framed rear door for long bed pickups.	\$3,530.00
TK LEER-100R-SB	Leer 100R topper with framed windoors and framed rear door for short bed pickups.	\$4,440.00
TK LEER-100R-LB	Leer 100R topper with framed windoors and framed rear door for long bed pickups.	\$4,830.00
TK LEER-100XR-SB	Leer 100XR topper with side windoors and framless rear door for short bed pickups.	\$4,700.00
TK LEER-100XR-LB	Leer 100XR topper with side windoors and framless rear door for long bed pickups.	\$5,090.00
TK 7-WAY	Leer 7 way harness available to connect topper to factory OE harness for the LED brake light and dome light, 12v power and ground.	\$185.00

FIBERGLASS TOPPER ACCESSORIES

TK AR1906	Prime Design AluRack overhead material rack to be installed on LEER commercial topper for short bed (88" long rack).	\$1,645.00
TK AR1907	Prime Design AluRack overhead material rack to be installed on LEER commercial topper for long bed (116" long rack).	\$2,035.00
TK FCH-LR	CapRac complete roof rack system with two cross bars & 4 adjustable load stops.	\$1,450.00
TK AR1205-S	Prime Design AluRack overhead material rack to be installed on LEER commercial topper*SPECIAL ORDER (96" long rack).	\$1,950.00

COMMERCIAL TOPPERS

TK LEER 100RCC-SB	Leer commercial fiberglass topper includes front picture window, black headliner, full length side doors with driver and passenger side tool boxes including 1 vertical and 1 horizontal divider, rear lift up door with picture window, 20" interior light bar mounted to ceiling inside rear lift door, and LED brake light.	\$5,610.00
-------------------	--	------------



ALL PRICES INCLUDE FREIGHT AND INSTALLATION

TK LEER 100RCC-LB	Leer commercial fiberglass topper includes front picture window, black headliner, full length side doors with driver and passenger side tool boxes including 1 vertical and 1 horizontal divider, rear lift up door with picturer window, 20" interior light bar mounted to ceiling inside rear lift door, and LED brake light.	\$5,740.00
TK LEER DCC-SB	Leer Deluxe Aluminum Commercial Topper (White), 23" High, with codable locks, front picture window, full length side doors with driver and passenger side tool boxes including 1 vertical and 1 horizontal divider, rear lift up door with picturer window, ladder rack, 20" 12v LED interior light bar, LED brake light	\$5,285.00
TK LEER DCC-LB	Leer Deluxe Aluminum Commercial Topper (White), 23" High, with codable locks, front picture window, full length side doors with driver and passenger side tool boxes including 1 vertical and 1 horizontal divider, rear lift up door with picturer window, ladder rack, 20" 12v LED interior light bar, LED brake light	\$5,415.00

TOOL BOXES

ATB-14	HD Aluminum tool box with standard height single lid and 14" depth.	\$520.00
ATB-18	HD Aluminum tool box with standard height single lid and 18" depth.	\$485.00
ATB-18-LP	HD Aluminum tool box with low-profile single lid and 18" depth.	\$600.00
ATB-18-LP-BLACK	-BLACK - Dealer Provided HD Aluminum Diamond Plate Low Pro Tool Box 18" Depth.	\$630.00
WG ATB-GULL	WEATHERGUARD model 114-0-01 gull wing extra wide aluminum diamond plate tool box, installed.	\$1,385.00
SMB-48	(2) side mounted 48" tool boxes with standard height lids.	\$885.00
SMB-68	(2) side mounted 68" tool boxes with standard height lids.	\$895.00
SMB-72	(2) side mounted 72" tool boxes with standard height lids.	\$1,040.00
3BOX SWB	Includes standard height 18" depth saddle box with single lid and (2) 48" bed rail mounted standard height side tool boxes.	\$1,420.00
3BOX LWB	Includes standard height 18" depth saddle box with single lid and (2) 72" bed rail mounted standard height side tool boxes.	\$1,575.00
FNT85	85 Gallon Fuel n Tool Combo with L-shaped fuel tank, tool box, 13GPM fuel transfer pump, hose, nozzle, filter, and GPI inline digital flow meter for use in short bed PU or Utility body.	\$2,225.00
DECKED	DECKED® 2-Drawer Pickup Truck Bed Storage System 64.54 Two Drawer Storage System for A Full Size Pick Up Truck; DECKED Truck Bed Storage System; 64.54 in.; Made Of High Density Polyethylene; Stainless Steel Hardware; Features Cast Aluminum Handles / Galvanized Steel Subframe.	\$1,660.00

CAB SHIELDS & RACKS

HAR	Sterling vehicle specific headache rack with mesh screen, powder coated black.	\$1,035.00
HAR-RBL	Sterling vehicle specific headache rack with centered single beacon mount, powder coated black.	\$1,130.00
HAR-2RBL	Sterling vehicle specific headache rack with dual beacon mounts, powder coated black.	\$1,230.00
HAR-LBM	Sterling vehicle specific headache rack with centered light bar mount(s), powder coated black.	\$1,130.00
BR 15###	Back Rack cab guard for pickup trucks without a cross body tool box.	\$600.00
BR 15###TB	Back Rack cab guard for pickup trucks with cross body tool box.	\$600.00
BR 15### LB	Back Rack cab guard for pickup trucks without a cross body tool box, includes light bar mounting feet.	\$665.00
BR 15###TB LB	Back Rack cab guard for pickup trucks with cross body tool box, includes light bar mounting feet.	\$665.00
BR 81001-81003	Back Rack beacon mounts for driver and passenger side (beacons not included).	\$95.00
BR 91001	Back Rack 10.5" octagon pedestal installed on driver side of cab shield (Works with Go-Light & provides enough clearance for light bar).	\$55.00



ALL PRICES INCLUDE FREIGHT AND INSTALLATION

WG1450	WeatherGuard single side mounted ladder rack for pickups.	\$900.00
AS 8AMR	BACK BUMPER TO TOP OF WINDSHIELD 8' Pick Up or Utility Bed, Aluminum Material Rack For P/U beds & 8' Service Bodies Rack with Expanded metal from cab forward over cab bottom, front and sides, to the Windshield. Racks for Service Bodies will be as Wide as the Bed Area (not Body) Rear Cross Bar Removable. 1-1/2" Aluminum Square Tube furnished and installed by All Steel Fabrication.	\$4,385.00
AS 8AMR-SS	SINGLE SIDE BUMPER TO BASE OF WINDSHIELD 8' Pick Up or Utility Bed, Aluminum Material Rack -expanded metal from cab forward on bottom, sides, and front. 1-1/2" Aluminum Square Tube furnished and installed by All Steel Fabrication.	\$3,490.00
K BUY ATR	Aluminum overhead truck rack without side rails, full size trucks only (INSTALLED).	\$1,200.00
K BUY ATR-S	Aluminum overhead truck rack WITH side rails, full size trucks only (INSTALLED).	\$2,850.00
WANCO-MNT	Sterling vehicle specific 30x60 message board mount with integrated lightbar platform, powder coated black.	\$935.00
AJ FS-ACARI-F	ACARI TT MOUNTING BRACKET (FORD F-150 2015+, F-250 - F-550 2017+, RANGER 2019+)	\$700.00
AJ FS-ACARI-GM	ACARI TALON MOUNTING BRACKET (GM & CHEVY 1500-4500 WITH SPOILER 2019-2020).	\$540.00

LINERS AND COATINGS

PBL	Plastic bed liner.	\$315.00
HD SOB SH	HD Scorpion spray on bed liner (short bed) under rail.	\$735.00
HD SOB LG	HD Scorpion spray on bed liner (long bed) under rail.	\$830.00
UBC	TiteSeal AutoBody Rubberized protective under body coating (rust inhibitor).	\$690.00
HD USOB	HD Scorpion spray on bed liner applied inside cargo area of 8' & 9' utility body.	\$830.00
HD USOB-TB	HD Scorpion spray on bed liner applied inside cargo area, tops of boxes, and rear bumper of 8' & 9' utility body.	\$1,160.00

LIFT GATES

PREMIER PU LIFT GATES

PTC LG13-PU	Tommy Gate G2-60-1342 TP27 Direct Cylinder Lift 1300 lb Capacity 55" x 27"+ 4" Pick-up Truck Liftgate	\$5,100.00
PTC LG13-2PC-PU	Tommy Gate G2-60-1342 TP38 Direct Cylinder Lift 1300 lb Capacity 55" x 38"+ 4" 2- PC Pick-up Truck Liftgate	\$5,385.00
PTC LG-TG-DUPLICATE	Tommy Gate Duplicate Turn Signal LED Light Kit.	\$560.00

DEALER VEHICLE ACCESSORIES PU LIFT GATES

DVA LG13-PU	Maxon C2-60-1342 TP27 Direct Cylinder Lift 1300 lb Capacity 55" x 27"+ 4" for Pickup Trucks (includes credit for tailgate & duplicate STT lights).	\$3,840.00
DVA LG13-PU-2PC	Maxon C2-60-1342 TP38 Direct Cylinder Lift 1300 lb Capacity 55" x 38"+ 4" 2- PC for Pickup Trucks (includes credit for tailgate & duplicate STT lights).	\$4,080.00

KNAPHEIDE PU LIFT GATES

K LG13-PU	Maxon C2-60-1342 TP27 1300 lb capacity pick up truck liftgate 55" x 27"+ 4" (includes credit for tailgate & duplicate STT lights).	\$4,400.00
K LG13-2PC-PU	Maxon C2-60-1342 TP38 1300 lb capacity pick up truck liftgate 55" x 38"+ 4" 2- PC (includes credit for tailgate & duplicate STT lights).	\$4,740.00
K LG-MAX-DUPLICATE	Maxon Duplicate Turn Signal LED Light Kit.	\$580.00

LIFT GATE OPTIONS

HITCH MOD	Modification to factory trailer hitch to accommodate equipment install.	\$525.00
-----------	---	----------

LD PICK Ups



ALL PRICES INCLUDE FREIGHT AND INSTALLATION

UTILITY BODIES

Knapheide

K682J	Knapheide 6.5' utility body for Silverado with 41" CA (Includes 2nd Stage MSO, Weight Slip, & Completed Vehicle Certification.)	\$9,725.00
K682FJ	Knapheide 6.5' flip top utility body for Silverado 41" CA (Includes 2nd Stage MSO, Weight Slip, & Completed Vehicle Certification.)	\$10,945.00
K MLS-6	Master locking system 6-door bodies	\$735.00
K RKE-6	Remote keyless entry 6-door bodies	\$1,625.00
K TH6	T-Handle Latches 6-door bodies	\$400.00
K 4 WIRE	4 prong trailer wiring	\$105.00
K 6 WIRE	6 prong utility trailer wiring	\$225.00
K 7/4 WIRE	7 way flat camper trailer wiring with 4 prong flat	\$210.00
K CLV-SB	Class V Hitch for Service Body	\$970.00
K FFK	Knapheide Fuel Fill Kit for Ford bed removal applications.	\$370.00

Reading

DVA SLU98ASW	8' Reading Standard Line utility body factory powder coated white with SST paddle latches (Includes 2nd stage MSO, weight slip, & final-stage manufacturers completed vehicle certification.)	\$10,520.00
DVA SLU98ASW SML	8' Reading Standard Line utility body factory powder coated white with flip top lids & SST paddle latches (Includes 2nd stage MSO, weight slip, & final-stage manufacturers completed vehicle certification.)	\$11,740.00
DVA LM-98-108	Latch Matic Remote Locking System (installed at Reading)	\$1,500.00
DVA ML-78-98-SW/DW	Master Locking System (installed at Reading)	\$550.00
DVA CLIV	Class IV Trailer Hitch and 7-pin round wire harness.	\$825.00

Warner

PTC WS298-SRW	Warner 8' SRW Powder Coated Utility Body for 56" CA Furnished and installed by Premier Truck Center (Includes 2nd stage MSO, weight slip, & final-stage manufacturers completed vehicle certification.)	\$12,195.00
PTC WS298-SRW -FLIP	Warner 8' SRW Powder Coated Utility Body for 56" CA with Flip-top option. Furnished and installed by Premier Truck Center (Includes 2nd stage MSO, weight slip, & final-stage manufacturers completed vehicle certification.)	\$13,230.00
PTC MLS6	Master Locking System for 6-door bodies.	\$810.00
PTC THDL6	T-Handle Latches for 6-door bodies.	\$750.00
PTC 4WIRE	4 prong trailer wiring	\$165.00
PTC 6WIRE	6 prong utility trailer wiring	\$165.00
PTC 7/4WIRE	7 way flat camper trailer wiring	\$180.00
PTC CLV-SB	Class V trailer hitch for service bodies 20K rating with 2 1/2" receiver.	\$865.00

CAMERA & COMPARTMENT LIGHTS

CAMERA RR	Remove and re-install factory camera from tailgate.	\$275.00
AJ COMP 6-LED	LED compartment lights installed in all compartments of 8' or 9' service body.	\$635.00

LD PICK Ups



863-402-4234

chris.wilson@alanjay.com



CITY OF
TALLAHASSEE

ALL PRICES INCLUDE FREIGHT AND INSTALLATION

AJ COMP 6-LED-AB	LED compartment lights installed in all compartments of 8' or 9' service body with one side long horizontal compartment.	\$700.00
------------------	--	----------

CNG CONVERSION

AE F15021BF	Ford F150 21.2 GGE 5.0L Bi-Fuel (6.5' and 8' bed configurations)	\$11,560.00
AE F15012.8BF SB	Ford F150 12.7 GGE 5.0L Bi-Fuel (Crew Cab short bed 5.5' Box)	\$11,185.00
AE 2024	EPA approvals pending for all 2024 models.	\$0.00

LD PICK Ups



ALL PRICES INCLUDE FREIGHT AND INSTALLATION

FLOOR PROTECTION

WTF CRW	Weather Tech floor liner system for crew cab pick-up trucks.	\$275.00
WTF EXT	Weather Tech floor liner system for extended cab pick-up trucks.	\$265.00
WTF REG	Weather Tech floor liner system for regular cab pick-up trucks.	\$190.00

SEAT UPGRADE

DLTH 1	Dealer installed leather seating surfaces (1st row only).	\$1,300.00
DLTH 2	Dealer installed leather seating surfaces (1st & 2nd rows).	\$1,445.00
TT SEAT COVERS 1	TIGER TOUGH HD SEAT COVERS FOR FIRST ROW ONLY	\$410.00
TT SEAT COVERS 2	TIGER TOUGH HD SEAT COVERS FOR FIRST AND SECOND ROWS.	\$810.00

INVERTERS & CHARGING

806-1206-PU	XANTREX 600W pure sine inverter mounted behind front passenger seat or under rear passenger seat with ignition sourced remote / user control mounted on dash mounted on dash. (Alternate mounting location may be required due to clearance.) Includes freight and installation, appropriate gauge wire for distance from battery, heat shrink connectors and wire loom.	\$595.00
806-1210-PU	XANTREX 1000W pure sine inverter mounted behind front passenger seat or under rear passenger seat with ignition sourced remote / user control mounted on dash mounted on dash. (Alternate mounting location may be required due to clearance.) Includes freight and installation, appropriate gauge wire for distance from battery, heat shrink connectors and wire loom.	\$765.00
806-1220-PU	XANTREX 2000W pure sine inverter mounted behind front passenger seat or under rear passenger seat with ignition sourced remote / user control mounted on dash mounted on dash. (Alternate mounting location may be required due to clearance.) Includes freight and installation, appropriate gauge wire for distance from battery, heat shrink connectors and wire loom.	\$1,245.00
813-3000UL-PU	XANTREX 3000W modified sine inverter mounted behind front passenger seat or under rear passenger seat with ignition sourced remote / user control mounted on dash mounted on dash. (Alternate mounting location may be required due to clearance.) Includes freight and installation with 4/0 powr and ground, ignition controlled solenoid, 300A breaker, heat shrink connectors, and wire loom. (Dealer strongly recommends upgrading alternator and addition of auxillary battery)	\$1,900.00
806-1220-UB	XANTREX 2000W pure sine inverter mounted inside curbside front compartment of utility body with ignition sourced remote / user control mounted on dash mounted on dash. (Alternate mounting location may be required due to clearance.) Includes freight and installation, appropriate gauge wire for distance from battery, heat shrink connectors and wire loom.	\$1,245.00
813-3000UL-UB	XANTREX 3000W modified sine inverter mounted inside curbside front compartment of utility body with ignition sourced remote / user control mounted on dash mounted on dash. (Alternate mounting location may be required due to clearance.) Includes freight and installation with 4/0 powr and ground, ignition controlled solenoid, 300A breaker, heat shrink connectors, and wire loom. (Dealer strongly recommends upgrading alternator and addition of auxillary battery)	\$1,900.00
OUTLET FRONT	Weather-resistant outlet at front of truck, in grille if possible on curbside.	\$175.00
OUTLET REAR	Weather-resistant outlet at rear of truck on curbside.	\$175.00
E1 KUSSMAUL-SINGLE	KUSSMAUL 51-03-1206 auto eject charging System for emergency vehicles with single battery. KIT includes 1000w onboard charger, charge indicator, auto eject plug, and aluminum weather resistant ejector housing. Includes installation of auto eject plug & housing near driver side rear bumper (must specify on PO if desired installation different than specified)	\$2,130.00
E1 KUSSMAUL-DUAL	KUSSMAUL 53-03-1206 auto eject charging System for emergency vehicles with two batteries. KIT includes 2000w onboard charger, charge indicator, auto eject plug, and aluminum weather resistant ejector housing. Includes installation of auto eject plug & housing near driver side rear bumper (must specify on PO if desired installation different than specified)	\$2,130.00
AJ RJK	WARN 26769 QUICK DISCONNECT JUMP KIT, INSTALLED IN GRILLE AREA.	\$450.00
DASH-CAM	Rexing V1P 3rd Generation Dual 1080p Full HD Front and Rear 170 Degree Wide Angle Wi-Fi Car Dash Cam with Supercapacitor, 2.4" LCD Screen, G-Sensor, Loop Recording, & Mobile App. With 64GB micro SDXC flash memory card, Mini-USB hardware kit, and intallation.	\$425.00

HD PICK Ups

ALAN JAY

FLEET SALES

863-402-4234

chris.wilson@alanjay.com



CITY OF
TALLAHASSEE

ALL PRICES INCLUDE FREIGHT AND INSTALLATION

WINDOW FILM & GUARDS

DT2 TRK	Deep tint film installed on front two door glass only.	\$240.00
WSTP	Windshield strip	\$50.00
DTF 2 TRK	Deep tint film installed on front two door glass and rear window.	\$300.00
DTF 4 TRK	Deep tint film installed on four doors and back glass for extended/crew cab pickups.	\$290.00
LIMO	Upgrade tint to LIMO on all tinted surfaces	\$95.00
RS 2	Stick on rain shields (2-doors).	\$95.00
RS 4	Stick on rain shields (4-doors).	\$120.00

HITCHES & ACCESSORIES

AJ CLIV	Class IV receiver hitch, installed at AJ Fleet.	\$625.00
AJ CLV	Class V receiver hitch, installed at AJ Fleet.	\$830.00
AJ 4-WIRE	4 wire trailer plug	\$85.00
AJ 7/4 WIRE	7 wire RV style plug with 4-wire flat combination plug.	\$95.00
AJ 6-ROUND	6 wire round utility plug.	\$70.00
SS7RP	SARASOTA 7 WIRE ROUND BERG TRAILER PLUG WITH ROUND PINS.	\$125.00
AJ C-WIRE	Customer specific wire plug, please provide detail.	\$75.00
AJ DB2	Draw bar with 2" Ball, pin, and clip.	\$105.00
AJ DB2516	Draw bar with 2-5/16" Ball, pin, and clip.	\$110.00
AJ DB3	Tri-ball draw bar with 1-7/8", 2", and 2-5/16" balls.	\$120.00
AJ PTL2	Pintle combination draw bar with 2" ball.	\$180.00
AJ PTL2516	Pintle combination draw bar with 2-5/16" ball.	\$175.00
AJ SLEEVE	2.5" to 2.0" Reducer Sleeve for accomodating 2" Shank Draw Bars.	\$35.00
CARGO-GLIDE 1200	Cargo Glide 1200lb bed slide with 4" sides and rubber coated floor.	\$2,120.00
CARGO-GLIDE 1500	Cargo Glide 1500lb bed slide with 4" sides and rubber coated floor.	\$2,215.00
CARGO-GLIDE 2200HD	Cargo Glide 2200HD bed slide with 4" sides and rubber coated floor.	\$2,590.00
CARGO-GLIDE 2200XL	Cargo Glide 2200XL bed slide with 4" sides, rubber coated floor, and full extension.	\$3,790.00
AJ OHMR-1700	Kargo Master Pro II HD overhead truck rack, powder coated modular, 1700lb.	\$1,675.00
STEP3-REG	3" black tubular cab step for regular cab pickup.	\$380.00
STEP3-EXT	3" black tubular cab step for extended cab pickup.	\$390.00
STEP3-CREW	3" black tubular cab step for crew cab pickup.	\$400.00
9L7-INST	GM UPFITTER SWITCH INSTALL.	\$165.00
BUA	Federal Signal 90 dB back-up alarm.	\$160.00

HD PICK Ups



ALL PRICES INCLUDE FREIGHT AND INSTALLATION

N2 DRW	Nitrogen filled tires on DRW vehicles.	\$180.00
N2 HD	Nitrogen filled tires (3/4 ton vehicles and up).	\$165.00
BUS-TRK	BACK UP SENSORS Rear Bumper Parking Assistance System for Trucks Introducing BackZone Truck (250-1903-BZTRK), Rostra's latest innovation in vehicle parking assistance systems.	\$445.00
AJ CONE	Simple wire framed cone holder, mounted to center of front bumper (unless otherwise specified).	\$85.00
AJ PACK-RAT	Weatherguard Pack-Rat 308-3 drawer unit 48" x 39.75" x 9.5", installed.	\$1,575.00
AJ D-BOX	REMOVE FACTORY PICKUP BOX FOR AFTERMARKET BODY INSTALLATION.	\$165.00
AJ EBC	Curt Spectrum Electric Brake Controller	\$395.00
SHROUD	BODY COMPANY TO PROVIDE SHROUD ON BACK OF BODY TO PROTECT TRAFFIC ADVISOR (48"W X 1.9"T X 2.5"D). SHROUD TO BE PAINTED ALONG WITH BODY AND LOCATED BETWEEN SLAM GATE AND REAR BUMPER.	\$135.00

GRILLE GUARDS AND WINCHES

WINCH MOUNT TRAY'S (NO UPRIGHTS)

AJ WMT-WARN	WARN Winch mount tray only, no push bumper or wrap. (FORD or RAM only, required for M-series and 16.5ti winches).	\$1,260.00
AJ WMT-WEST	Westin winch mount tray only, no push bumper or wrap (GM/Ford/RAM/Toyota for up to 12k winch only).	\$800.00
AJ WEST-2LIGHT	Westin HDX B-Force flush mount dual 6" LED light kit mounted into front of Westin HDX grille guard.	\$615.00

WRAP AROUND GRILLE GUARDS

AJ WGG-WEST	Westin HDX wrap around grille guard (GM/Ford/RAM/Toyota).	\$1,110.00
-------------	---	------------

WRAP AROUND GRILLE GUARDS WITH WINCH MOUNTS

AJ WGG-MNT-WARN	Warn wrap around grille guard with winch mount plate. (FORD or RAM only, required for M-series and 16.5ti winches).	\$3,050.00
AJ WGG-MNT-P-WARN	Warn Wrap around grille guard with winch mount tray & no side wings (FORD or RAM only, required for M-series and 16.5ti winches).	\$2,215.00
AJ WGG-MNT-WEST	Westin HDX wrap around grille guard with winch mount tray (GM/Ford/RAM/Toyota for up to 12k winch only).	\$1,725.00
AJ WGG-MNT-STER	Sterling manufacturing wrap around grille guard with winch mount tray (fits all makes/models, will accommodate 16.5ti winch).	\$2,720.00
AJ WGG-MNT-P-STER	Sterling manufacturing wrap around grille guard with winch mount tray and no headlight guards, center section only (fits all makes/models, will accommodate 16.5ti winch).	\$1,905.00

STEEL ROPE WINCHES

M8000	Warn M8000 self recovery 8,000lb rated winch with remote, roller fairlead, and wire rope.	\$1,245.00
M12000	Warn M12000 self recovery 12,000lb rated winch with remote, roller fairlead, and wire rope.	\$3,070.00
M15000	Warn M15000 self recovery 15,000lb rated winch with remote, roller fairlead, and wire rope.	\$3,385.00
VR EVO 8	Warn VR EVO self recovery 8,000lb rated winch with remote, open fairlead, and wire rope.	\$835.00
VR EVO 10	Warn VR EVO self recovery 10,000lb rated winch with remote, open fairlead, and wire rope.	\$890.00
VR EVO 12	Warn VR EVO self recovery 12,000lb rated winch with remote, open fairlead, and wire rope.	\$1,060.00

SYNTHETIC ROPE WINCHES

ZEON 8-S	Warn ZEON self recovery 8,000lb rated winch with remote, open fairlead, synthetic rope and aluminum winch drum to reduce rope wear.	\$1,930.00
----------	---	------------



ALL PRICES INCLUDE FREIGHT AND INSTALLATION

ZEON 10-S	Warn ZEON self recovery 10,000lb rated winch with remote, open fairlead, synthetic rope and aluminum winch drum to reduces rope wear.	\$2,755.00
ZEON 12-S	Warn ZEON self recovery 12,000lb rated winch with remote, open fairlead, synthetic rope and aluminum winch drum to reduces rope wear.	\$2,935.00

BED COVERS

TONNEAU COVERS

BAKFLIP-G2	BAKFLIP G2 FOLDING BED COVER, INSTALLED	\$1,235.00
R-N-L SHORT	Roll N Lock cover, short box (Toyota / Nissan / Ford only).	\$1,855.00
R-N-L LONG	Roll N Lock cover, long box (all GM & RAM both short & long).	\$1,805.00
TK FTC LEER700-SB	LEER 700 model fiberglass tonneau cover, short bed, painted to match cab of vehicle.	\$3,205.00
TK FTC LEER700-LB	LEER 700 model fiberglass tonneau cover, long bed, painted to match cab of vehicle.	\$3,335.00
AJ UCFLX	Undercover brand- Flex 3-piece black folding tonneau cover, installed.	\$1,300.00
AJ UCELITE	Undercover brand- Elite hard black plastic 1-piece tonneau cover, installed.	\$1,450.00
TK FTC LEER700RKE	Remote keyless entry for LEER 700 model only.	\$540.00
DB 270S	FURNISH AND INSTALL DIAMOND BACK MODEL 270 TONNEAU COVER (3-LIFT DOORS), POLISHED ALUMINUM WITH 400LB HAUL CAPACITY FOR PICKUPS WITH SHORT BED.	\$3,300.00
DB SE-S	FURNISH AND INSTALL DIAMOND BACK MODEL SE TONNEAU COVER (2-LIFT DOORS FRONT TO BACK), POLISHED ALUMINUM INCLUDING (4) CLEATS AND 400LB HAUL CAPACITY FOR PICKUPS WITH SHORT BED.	\$2,560.00
DB SE-L	FURNISH AND INSTALL DIAMOND BACK MODEL SE TONNEAU COVER (2-LIFT DOORS FRONT TO BACK), POLISHED ALUMINUM INCLUDING (4) CLEATS AND 400LB HAUL CAPACITY FOR PICKUPS WITH LONG BED.	\$2,560.00
DB SE-SX	FURNISH AND INSTALL DIAMOND BACK MODEL SE TONNEAU COVER (2-LIFT DOORS FRONT TO BACK), BLACK ALUMINUM INCLUDING (4) CLEATS AND 400LB HAUL CAPACITY FOR PICKUPS WITH SHORT BED.	\$2,965.00
DB SE-LX	FURNISH AND INSTALL DIAMOND BACK MODEL SE TONNEAU COVER (2-LIFT DOORS FRONT TO BACK), BLACK ALUMINUM INCLUDING (4) CLEATS AND 400LB HAUL CAPACITY FOR PICKUPS WITH LONG BED.	\$2,965.00
DB 180S	FURNISH AND INSTALL DIAMOND BACK MODEL 180 TONNEAU COVER (2-LIFT DOORS SIDE BY SIDE), POLISHED ALUMINUM WITH 400LB HAUL CAPACITY FOR PICKUPS WITH SHORT BED.	\$2,900.00
DB 180L	FURNISH AND INSTALL DIAMOND BACK MODEL 180 TONNEAU COVER (2-LIFT DOORS SIDE BY SIDE), POLISHED ALUMINUM WITH 400LB HAUL CAPACITY FOR PICKUPS WITH LONG BED.	\$2,900.00
DB 180SX	FURNISH AND INSTALL DIAMOND BACK MODEL 180 TONNEAU COVER (2-LIFT DOORS SIDE BY SIDE), BLACK ALUMINUM WITH 400LB HAUL CAPACITY FOR PICKUPS WITH SHORT BED.	\$3,300.00
DB 180LX	FURNISH AND INSTALL DIAMOND BACK MODEL 180 TONNEAU COVER (2-LIFT DOORS SIDE BY SIDE), BLACK ALUMINUM WITH 400LB HAUL CAPACITY FOR PICKUPS WITH LONG BED.	\$3,300.00
DB 270S	FURNISH AND INSTALL DIAMOND BACK MODEL 270 TONNEAU COVER (3-LIFT DOORS), POLISHED ALUMINUM WITH 400LB HAUL CAPACITY FOR PICKUPS WITH SHORT BED.	\$3,300.00
DB 270L	FURNISH AND INSTALL DIAMOND BACK MODEL 270 TONNEAU COVER (3-LIFT DOORS), POLISHED ALUMINUM WITH 400LB HAUL CAPACITY FOR PICKUPS WITH LONG BED.	\$3,300.00
DB 270SX	FURNISH AND INSTALL DIAMOND BACK MODEL 270 TONNEAU COVER (3-LIFT DOORS), BLACK ALUMINUM WITH 400LB HAUL CAPACITY FOR PICKUPS WITH SHORT BED.	\$3,705.00
DB 270LX	FURNISH AND INSTALL DIAMOND BACK MODEL 270 TONNEAU COVER (3-LIFT DOORS), BLACK ALUMINUM WITH 400LB HAUL CAPACITY FOR PICKUPS WITH LONG BED.	\$3,705.00

HD PICK Ups



ALL PRICES INCLUDE FREIGHT AND INSTALLATION

DB HD-S	FURNISH AND INSTALL DIAMOND BACK MODEL HD TONNEAU COVER (2-LIFT DOORS FRONT TO BACK), POLISHED ALUMINUM INCLUDING (12) CLEATS AND 1600LB HAUL CAPACITY FOR PICKUPS WITH SHORT BED.	\$3,165.00
DB HD-L	FURNISH AND INSTALL DIAMOND BACK MODEL HD TONNEAU COVER (2-LIFT DOORS FRONT TO BACK), POLISHED ALUMINUM INCLUDING (12) CLEATS AND 1600LB HAUL CAPACITY FOR PICKUPS WITH LONG BED.	\$3,165.00
DB HD-SX	FURNISH AND INSTALL DIAMOND BACK MODEL HD TONNEAU COVER (2-LIFT DOORS FRONT TO BACK), BLACK ALUMINUM INCLUDING (12) CLEATS AND 1600LB HAUL CAPACITY FOR PICKUPS WITH SHORT BED.	\$3,570.00
DB HD-LX	FURNISH AND INSTALL DIAMOND BACK MODEL HD TONNEAU COVER (2-LIFT DOORS FRONT TO BACK), BLACK ALUMINUM INCLUDING (12) CLEATS AND 1600LB HAUL CAPACITY FOR PICKUPS WITH LONG BED.	\$3,570.00

FIBERGLASS TOPPERS

TK DEFENDER-SB	Topper King Defender Fiberglass Cab High topper with sliding glass sides for short bed pickups.	\$3,075.00
TK DEFENDER-LB	Topper King Defender Fiberglass Cab High topper with sliding glass sides for long bed pickups.	\$3,205.00
TK DEFENDER-WD-SB	Topper King Defender Fiberglass Cab High topper with side access windoors for short bed pickups.	\$3,725.00
TK DEFENDER-WD-LB	Topper King Defender Fiberglass Cab High topper with side access windoors for long bed pickups.	\$4,115.00
TK LEER-100S-SB	Leer 100S topper with smooth solid sides (no glass no doors) framed rear door for short bed pickups.	\$3,400.00
TK LEER-100S-LB	Leer 100S topper with smooth solid sides (no glass no doors) framed rear door for long bed pickups.	\$3,530.00
TK LEER-100R-SB	Leer 100R topper with framed windoors and framed rear door for short bed pickups.	\$4,440.00
TK LEER-100R-LB	Leer 100R topper with framed windoors and framed rear door for long bed pickups.	\$4,830.00
TK LEER-100XR-SB	Leer 100XR topper with side windoors and framless rear door for short bed pickups.	\$4,700.00
TK LEER-100XR-LB	Leer 100XR topper with side windoors and framless rear door for long bed pickups.	\$5,090.00
TK 7-WAY	Leer 7 way harness available to connect topper to factory OE harness for the LED brake light and dome light, 12v power and ground.	\$185.00

FIBERGLASS TOPPER ACCESSORIES

TK AR1906	Prime Design AluRack overhead material rack to be installed on LEER commercial topper for short bed (88" long rack).	\$1,645.00
TK AR1907	Prime Design AluRack overhead material rack to be installed on LEER commercial topper for long bed (116" long rack).	\$2,035.00
TK FCH-LR	CapRac complete roof rack system with two cross bars & 4 adjustable load stops.	\$1,450.00
TK AR1205-S	Prime Design AluRack overhead material rack to be installed on LEER commercial topper*SPECIAL ORDER (96" long rack).	\$1,950.00

COMMERCIAL TOPPERS

TK LEER 100RCC-SB	Leer commercial fiberglass topper includes front picture window, black headliner, full length side doors with driver and passenger side tool boxes including 1 vertical and 1 horizontal divider, rear lift up door with picturer window, 20" interior light bar mounted to ceiling inside rear lift door, and LED brake light.	\$5,610.00
TK LEER 100RCC-LB	Leer commercial fiberglass topper includes front picture window, black headliner, full length side doors with driver and passenger side tool boxes including 1 vertical and 1 horizontal divider, rear lift up door with picturer window, 20" interior light bar mounted to ceiling inside rear lift door, and LED brake light.	\$5,740.00
TK LEER DCC-SB	Leer Deluxe Aluminum Commercial Topper (White), 23" High, with codable locks, front picture window, full length side doors with driver and passenger side tool boxes including 1 vertical and 1 horizontal divider, rear lift up door with picturer window, ladder rack, 20" 12v LED interior light bar, LED brake light	\$5,285.00
TK LEER DCC-LB	Leer Deluxe Aluminum Commercial Topper (White), 23" High, with codable locks, front picture window, full length side doors with driver and passenger side tool boxes including 1 vertical and 1 horizontal divider, rear lift up door with picturer window, ladder rack, 20" 12v LED interior light bar, LED brake light	\$5,415.00



ALL PRICES INCLUDE FREIGHT AND INSTALLATION

BED BOXES

CROSS BODY TOOL BOXES

ATB-14	HD Aluminum tool box with standard height single lid and 14" depth.	\$520.00
ATB-18	HD Aluminum tool box with standard height single lid and 18" depth.	\$485.00
ATB-18-LP	HD Aluminum tool box with low-profile single lid and 18" depth.	\$600.00
ATB-18-LP-BLACK	-BLACK - Dealer Provided HD Aluminum Diamond Plate Low Pro Tool Box 18" Depth.	\$630.00
WG ATB-GULL	WEATHERGUARD model 114-0-01 gull wing extra wide aluminum diamond plate tool box, installed.	\$1,385.00
DECKED	DECKED® 2-Drawer Pickup Truck Bed Storage System 64.54 Two Drawer Storage System for A Full Size Pick Up Truck; DECKED Truck Bed Storage System; 64.54 in.; Made Of High Density Polyethylene; Stainless Steel Hardware; Features Cast Aluminum Handles / Galvanized Steel Subframe.	\$1,660.00

SIDE BOXES

SMB-48	(2) side mounted 48" tool boxes with standard height lids.	\$885.00
SMB-68	(2) side mounted 68" tool boxes with standard height lids.	\$895.00
SMB-72	(2) side mounted 72" tool boxes with standard height lids.	\$1,040.00

CROSS BODY AND SIDE BOXES

3BOX LWB	Includes standard height 18" depth saddle box with single lid and (2) 72" bed rail mounted standard height side tool boxes.	\$1,575.00
3BOX SWB	Includes standard height 18" depth saddle box with single lid and (2) 48" bed rail mounted standard height side tool boxes.	\$1,420.00

FUEL BOXES

FNT85	85 Gallon Fuel n Tool Combo with L-shaped fuel tank, tool box, 13GPM fuel transfer pump, hose, nozzle, filter, and GPI inline digital flow meter for use in short bed PU or Utility body.	\$2,225.00
FNT100	100 Gallon Fuel n Tool Combo with L-shaped fuel tank, tool box, 13GPM fuel transfer pump, hose, nozzle, filter, and GPI inline digital flow meter for use with long bed PU.	\$2,280.00
110 FTT	100 Gallon fuel transfer tank. Includes GPI 12V fuel pump, 3/4 x 4" filter kit (10 micron), GPI digital fuel meter, 3/4" spring loaded retractable fuel hose reel with 25' hose and nozzle, tank installed to bulkhead of utility body with hose reel installed to curbside front compartment top. Compartment top to be reinforced with reel mounted on angle facing rearward for side access.	\$2,875.00

CAB SHIELDS & RACKS

BACK RACK

BR 15###	Back Rack cab guard for pickup trucks without a cross body tool box.	\$600.00
BR 15### LB	Back Rack cab guard for pickup trucks without a cross body tool box, includes light bar mounting feet.	\$665.00
BR 15###TB	Back Rack cab guard for pickup trucks with cross body tool box.	\$600.00
BR 15###TB LB	Back Rack cab guard for pickup trucks with cross body tool box, includes light bar mounting feet.	\$665.00
BR 81001-81003	Back Rack beacon mounts for driver and passenger side (beacons not included).	\$95.00
BR 91001	Back Rack 10.5" octagon pedestal installed on driver side of cab shield (Works with Go-Light & provides enough clearance for light bar).	\$55.00
K BUY ATR	Aluminum overhead truck rack without side rails, full size trucks only (INSTALLED).	\$1,200.00
K BUY ATR-S	Aluminum overhead truck rack WITH side rails, full size trucks only (INSTALLED).	\$2,850.00

HD PICK Ups



ALL PRICES INCLUDE FREIGHT AND INSTALLATION

WANCO-MNT	Sterling vehicle specific 30x60 message board mount with integrated lightbar platform, powder coated black.	\$935.00
AJ FS-ACARI-F	ACARI TT MOUNTING BRACKET (FORD F-150 2015+, F-250 - F-550 2017+, RANGER 2019+)	\$700.00
AJ FS-ACARI-GM	ACARI TALON MOUNTING BRACKET (GM & CHEVY 1500-4500 WITH SPOILER 2019-2020).	\$540.00

STERLING

HAR	Sterling vehicle specific headache rack with mesh screen, powder coated black.	\$1,035.00
HAR-RBL	Sterling vehicle specific headache rack with centered single beacon mount, powder coated black.	\$1,130.00
HAR-2RBL	Sterling vehicle specific headache rack with dual beacon mounts, powder coated black.	\$1,230.00
HAR-LBM	Sterling vehicle specific headache rack with centered light bar mount(s), powder coated black.	\$1,130.00
HD-CONE	Sterling HD lateral DOT style cone rack mounted laterally to front of vehicle.	\$665.00

WEATHER GUARD

K ATR 1215-LONG	ATR Accessory Cross Members Long Beds	\$210.00
-----------------	---------------------------------------	----------

ALL STEEL RACKS

AS 8AMR-SS	SINGLE SIDE BUMPER TO BASE OF WINDSHIELD 8' Pick Up or Utility Bed, Aluminum Material Rack -expanded metal from cab forward on bottom, sides, and front. 1-1/2" Aluminum Square Tube furnished and installed by All Steel Fabrication.	\$3,490.00
AS 8AMR-SS-BB	SINGLE SIDE BUMPER TO BUMPER 8' Pick Up or Utility Bed, Aluminum Material Rack 8' Pick Up or Utility Bed, - expanded metal from cab forward on bottom, sides, and front. 1-1/2" Aluminum Square Tube furnished and installed by All Steel Fabrication.	\$3,790.00
AS 8AMR	BACK BUMPER TO TOP OF WINDSHIELD 8' Pick Up or Utility Bed, Aluminum Material Rack For P/U beds & 8' Service Bodies Rack with Expanded metal from cab forward over cab bottom, front and sides, to the Windshield. Racks for Service Bodies will be as Wide as the Bed Area (not Body) Rear Cross Bar Removable. 1-1/2" Aluminum Square Tube furnished and installed by All Steel Fabrication.	\$4,385.00
AS 8AMR-BB	BUMPER TO BUMPER Aluminum Material Rack For P/U beds & 8' Service Bodies, Rack with Expanded metal from cab forward over cab bottom, front and sides, to the Windshield. Racks for Service Bodies will be as Wide as the Bed Area (not Body) Rear Cross Bar Removable. 1-1/2" Aluminum Square Tube furnished and installed by All Steel Fabrication.	\$5,205.00

KNAPHEIDE

K CONE	Furnish and Install (1) Custom Tow Hook Mounted Cone Holder (F-Series Only)	\$570.00
K 2CONE	Furnish and Install (2) Custom Tow Hook Mounted Cone Holders (F-Series Only).	\$1,140.00
K 8AMR-SS	SINGLE SIDE BUMPER TO TOP OF WINDSHIELD Crew Cab 8' Pick Up or Utility Bed, Aluminum Material Rack - expanded metal from cab forward on bottom, sides, and front. 1-1/2" Aluminum Square Tube construction.	\$2,875.00
K 8AMR-SS-BB	SINGLE SIDE BUMPER TO BUMPER 8' Pick Up or Utility Bed, Aluminum Material Rack Crew Cab 8' Pick Up or Utility Bed, -expanded metal from cab forward on bottom, sides, and front. 1-1/2" Aluminum Square Tube construction.	\$4,090.00
K 8AMR	BACK BUMPER TO TOP OF WINDSHIELD 8' Pick Up or Utility Bed, Aluminum Material Rack For P/U beds & 8' Service Bodies Rack with Expanded metal from cab forward over cab bottom, front and sides, to the Windshield. Racks for Service Bodies will be as Wide as the Bed Area (not Body) Rear Cross Bar Removable. 1-1/2" Aluminum Square Tube construction.	\$3,365.00
K 8AMR-BB	BUMPER TO BUMPER Aluminum Material Rack For P/U beds & 8' Service Bodies, Rack with Expanded metal from cab forward over cab bottom, front and sides, to the Windshield. Racks for Service Bodies will be as Wide as the Bed Area (not Body) Rear Cross Bar Removable. 1-1/2" Aluminum Square Tube construction.	\$5,355.00

LINERS AND COATINGS

UBC	TiteSeal AutoBody Rubberized protective under body coating (rust inhibitor).	\$690.00
HD SOB SH	HD Scorpion spray on bed liner (short bed) under rail.	\$735.00

HD PICK Ups



ALL PRICES INCLUDE FREIGHT AND INSTALLATION

HD SOB LG	HD Scorpion spray on bed liner (long bed) under rail.	\$830.00
HD USOB	HD Scorpion spray on bed liner applied inside cargo area of 8' & 9' utility body.	\$830.00
HD USOB-TB	HD Scorpion spray on bed liner applied inside cargo area, tops of boxes, and rear bumper of 8' & 9' utility body.	\$1,160.00
HD SOB-BUMP	HD Scorpion spray on bed liner applied to bumper only.	\$325.00
HD SOB-COMP	HD Scorpion spray on bed liner applied to inside of horizontal compartments and inside surface of lid on utility body, both sides.	\$505.00
HD SOB-FLAT	HD Scorpion spray on bed liner applied to surface of 8' & 9' flat bed.	\$975.00

LIFT GATES

PREMIER PU LIFT GATES

PTC LG13-PU	Tommy Gate G2-60-1342 TP27 Direct Cylinder Lift 1300 lb Capacity 55" x 27"+ 4" Pick-up Truck Liftgate	\$5,100.00
PTC LG13-2PC-PU	Tommy Gate G2-60-1342 TP38 Direct Cylinder Lift 1300 lb Capacity 55" x 38"+ 4" 2- PC Pick-up Truck Liftgate	\$5,385.00
PTC LG15-PU	Tommy Gate G2-60-1542 TP27 Direct Cylinder Lift 1500 lb Capacity 55" x 27"+ 4" Pick-up Truck Liftgate	\$5,385.00
PTC LG15-2PC-PU	Tommy Gate G2-60-1542 TP38 Direct Cylinder Lift 1500 lb Capacity 55" x 38"+ 4" 2- PC Pick-up Truck Liftgate	\$5,675.00
K LG-MAX-DUPLICATE	Maxon Duplicate Turn Signal LED Light Kit.	\$580.00

KNAPHEIDE PU LIFT GATES

K LG13-PU	Maxon C2-60-1342 TP27 1300 lb capacity pick up truck liftgate 55" x 27"+ 4" (includes credit for tailgate & duplicate STT lights).	\$4,400.00
K LG13-2PC-PU	Maxon C2-60-1342 TP38 1300 lb capacity pick up truck liftgate 55" x 38"+ 4" 2- PC (includes credit for tailgate & duplicate STT lights).	\$4,740.00
K LG15-PU	Maxon C2-60-1542 TP27 1500 lb capacity pick up truck liftgate 55" x 27"+ 4" (includes credit for tailgate & duplicate STT lights).	\$4,740.00
K LG15-2PC-PU	Maxon C2-60-1542 TP38 1500 lb capacity pick up truck liftgate 55" x 38"+ 4" 2- PC (includes credit for tailgate & duplicate STT lights).	\$4,985.00

DEALER VEHICLE ACCESSORIES PU LIFT GATES

DVA LG13-PU	Maxon C2-60-1342 TP27 Direct Cylinder Lift 1300 lb Capacity 55" x 27"+ 4" for Pickup Trucks (includes credit for tailgate & duplicate STT lights).	\$3,840.00
DVA LG13-PU-2PC	Maxon C2-60-1342 TP38 Direct Cylinder Lift 1300 lb Capacity 55" x 38"+ 4" 2- PC for Pickup Trucks (includes credit for tailgate & duplicate STT lights).	\$4,080.00
DVA BUS-RR	TRANSFER FACTORY REAR SENSORS TO LIFT GATE	\$190.00

KNAPHEIDE SERVICE BODY LIFT GATES

K LG13-SB	Maxon C2-54-1342 TP27 1300 lb capacity service body lift gate 49" x 27"+ 4" (includes duplicate STT lights).	\$4,310.00
K LG13-2PC-SB	Maxon C2-54-1342 TP38 1300 lb capacity service body lift gate 49" x 38"+ 4" 2- PC (includes duplicate STT lights).	\$4,480.00
K LG16-SB	Maxon C2-54-1642 TP27 1600 lb capacity service body lift gate 49" x 27"+ 4" (includes duplicate STT lights).	\$4,590.00
K LG16-2PC-SB	Maxon C2-54-1642 TP38 1600 lb capacity service body lift gate 49" x 38"+ 4" 2- PC (includes duplicate STT lights).	\$4,835.00

PREMIER SERVICE BODY LIFT GATES

PTC LG13-SB	Tommy Gate G2-54-1342 TP27 Direct Cylinder Lift 1300 lb Capacity 49" x 27"+ 4" Service Body Liftgate	\$4,560.00
PTC LG13-2PC-SB	Tommy Gate G2-54-1342 TP38 Direct Cylinder Lift 1300 lb Capacity 49" x 38"+ 4" 2- PC Service Body Liftgate	\$4,845.00

HD PICK Ups



ALL PRICES INCLUDE FREIGHT AND INSTALLATION

PTC LG16-SB	Tommy Gate G2-54-1642 TP27 Direct Cylinder Lift 1600 lb Capacity 49" x 27"+ 4" Service Body Liftgate	\$4,845.00
-------------	--	------------

PTC LG16-2PC-SB	Tommy Gate G2-54-1642 TP38 Direct Cylinder Lift 1600 lb Capacity 49" x 38"+ 4" 2- PC Service Body Liftgate	\$5,135.00
-----------------	--	------------

DEALER VEHICLE ACCESSORIES SERVICE BODY LIFT GATES

DVA LG13-SB	Maxon C2-54-1342 TP27 Direct Cylinder Lift 1300 lb Capacity 49" x 27"+ 4" for Service Bodies (includes duplicate STT lights).	\$3,840.00
-------------	---	------------

DVA LG13-SB-2PC	Maxon C2-54-1342 TP38 Direct Cylinder Lift 1300 lb Capacity 49" x 38"+ 4" 2- PC for Service Bodies (includes duplicate STT lights).	\$4,080.00
-----------------	---	------------

DVA LG16-SB	Maxon C2-54-1542 TP27 Direct Cylinder Lift 1600 lb Capacity 49" x 27"+ 4" for Service Bodies (includes duplicate STT lights).	\$3,840.00
-------------	---	------------

DVA LG16-SB-2PC	Maxon C2-54-1542 TP38 Direct Cylinder Lift 1600 lb Capacity 49" x 38"+ 4" 2- PC for Service Bodies (includes duplicate STT lights).	\$4,080.00
-----------------	---	------------

LIFT GATE OPTIONS

HITCH MOD	Modification to factory trailer hitch to accommodate equipment install.	\$525.00
-----------	---	----------

CAMERA RR	Remove and re-install factory camera from tailgate.	\$275.00
-----------	---	----------

UTILITY BODY CAMERA AND LIGHTING OPTIONS

CAMERA OPTIONS

CAMERA RR	Remove and re-install factory camera from tailgate.	\$275.00
-----------	---	----------

CAMERA-F	Dealer installed factory ordered camera (REQUIRES 872).	\$215.00
----------	---	----------

CAMERA-GM	Dealer installed factory ordered camera (REQUIRES 5N5).	\$215.00
-----------	---	----------

CAMERA-R	Dealer installed factory ordered camera (REQUIRES XAC).	\$215.00
----------	---	----------

VEHICLE KEYED LOCKS

BOLT-HITCH	Bolt lock receiver lock (max 2" receiver tube) will key to vehicle ignition.	\$90.00
------------	--	---------

BOLT2	(2) BOLT lock pad locks, keyed to vehicle ignition key.	\$95.00
-------	---	---------

COMPARTMENT LIGHTING OPTIONS

AJ COMP 6-LED	LED compartment lights installed in all compartments of 8' or 9' service body.	\$635.00
---------------	--	----------

AJ COMP 6-LED-AB	LED compartment lights installed in all compartments of 8' or 9' service body with one side long horizontal compartment.	\$700.00
------------------	--	----------

UTILITY BODIES

Reading - DVA Single Rear Wheel Utility Bodies

DVA 78ASW	6.5' Reading Classic II SRW utility body factory powder coated white with SST paddle latches (Includes 2nd stage MSO, weight slip, & final-stage manufacturers completed vehicle certification.) Req's 42" CA Single Rear Wheel GM 2500, Includes pickup box credit.	\$11,740.00
-----------	--	-------------

DVA 82FASW	6.5' Reading Classic II SRW utility body factory powder coated white with SST paddle latches (Includes 2nd stage MSO, weight slip, & final-stage manufacturers completed vehicle certification.) Req's 40" CA Single Rear Wheel Ford, Includes pickup box credit.	\$11,740.00
------------	---	-------------

DVA SLU98ASW	8' Reading Standard Line utility body factory powder coated white with SST paddle latches (Includes 2nd stage MSO, weight slip, & final-stage manufacturers completed vehicle certification.)	\$10,520.00
--------------	---	-------------

DVA SLU98ASW SML	8' Reading Standard Line utility body factory powder coated white with flip top lids & SST paddle latches (Includes 2nd stage MSO, weight slip, & final-stage manufacturers completed vehicle certification.)	\$11,740.00
------------------	---	-------------



ALL PRICES INCLUDE FREIGHT AND INSTALLATION

Reading - DVA Dual Rear Wheel Utility Bodies

DVA 98ADW	8' Reading Classic II DRW utility body reading classic II factory powder coated white with SST Paddle Latches (Includes 2nd stage MSO, weight slip, & final-stage manufacturers completed vehicle certification.) Req's 56" CA dual rear wheel	\$12,105.00
-----------	--	-------------

Reading - DVA Accessories

DVA CLIV	Class IV Trailer Hitch and 7-pin round wire harness.	\$825.00
DVA LM-98-108	Latch Matic Remote Locking System (installed at Reading)	\$1,500.00
DVA ML-78-98-SW/DW	Master Locking System (installed at Reading)	\$550.00
DVA NOTCH-DUAL	* Diesel Only notch utility body to accommodate DEF Tank on Dual Fuel Tank applications (Will affect Interior Compartment Size)	\$375.00
DVA CAMERA RR	Remove and re-install factory camera from tailgate.	\$190.00
DVA COMP 6-LED	LED compartment lights installed in all compartments of 8' or 9' service body.	\$775.00
DVA COMP 6-LED-AB	LED compartment lights installed in all compartments of 8' or 9' service body with one side long horizontal compartment.	\$775.00

Knapheide Single Rear Wheel Utility Bodies

K682J	Knapheide 6.5' utility body for Silverado with 41" CA (Includes 2nd Stage MSO, Weight Slip, & Completed Vehicle Certification.)	\$9,725.00
K682FJ	Knapheide 6.5' flip top utility body for Silverado 41" CA (Includes 2nd Stage MSO, Weight Slip, & Completed Vehicle Certification.)	\$10,945.00
K 696J	Knapheide 8' SRW utility body for 56" CA (Includes 2nd Stage MSO, Weight Slip, & Completed Vehicle Certification.)	\$9,605.00
K 696FJ	Knapheide 8' SRW flip top utility body for 56" CA (Includes 2nd Stage MSO, Weight Slip, & Completed Vehicle Certification.)	\$10,825.00

Knapheide Dual Rear Wheel Utility Bodies

K 696D54J	Knapheide 8' DRW utility body for 56" CA (Includes 2nd Stage MSO, Weight Slip, & Completed Vehicle Certification.)	\$10,215.00
K 696D54FJ	Knapheide 8' DRW flip top utility body for 56" CA	\$11,495.00

Knapheide Accessories

K MLS-6	Master locking system 6-door bodies	\$735.00
K RKE-6	Remote keyless entry 6-door bodies	\$1,625.00
K TH6	T-Handle Latches 6-door bodies	\$400.00
K 4 WIRE	4 prong trailer wiring	\$105.00
K 6 WIRE	6 prong utility trailer wiring	\$225.00
K 7/4 WIRE	7 way flat camper trailer wiring with 4 prong flat	\$210.00
K AL HAR	KTEC Alum Headach Rack (Octagonal)	\$1,175.00
K BR 15####	BACK RACK 15#### INSTALLED ON KNAPHEIDE UTILITY BODY.	\$560.00
K BR LBM	BACK RACK LIGHT BAR FEET 91006	\$150.00
K CLV-SB	Class V Hitch for Service Body	\$970.00
K HAR B2	DUAL BEACON MOUNTS	\$120.00
K HAR ML	MINI LIGHT BAR PLATE	\$170.00
K STEP	Furnish and Install (1) Flexible Stirrup Step under rear bumper	\$290.00

HD PICK Ups

ALAN JAY

FLEET SALES

863-402-4234

chris.wilson@alanjay.com



CITY OF
TALLAHASSEE

ALL PRICES INCLUDE FREIGHT AND INSTALLATION

K WG 1425-3	SERVICE BODY SIDE LADDER RACK	\$1,125.00
-------------	-------------------------------	------------

K FFK	Knapheide Fuel Fill Kit for Ford bed removal applications.	\$370.00
-------	--	----------

Knapheide Light Cranes

CE6K-3 (3/5)	Venturo 2000lb Electric Mast Folding Crane 6,000 ft - lbs crane with 2,000lb lifting capacity. Includes 3'-5' manual boom, adjustable 13 - 19" boom rest, 150 amp circuit breaker, includes bumper reinforcement & jack leg.	\$6,990.00
--------------	--	------------

CE6K-3 (4/7)	Venturo 2000lb Electric Mast Folding Crane 6,000 ft - lbs crane with 2,000lb lifting capacity. Includes 4'-7' manual boom, adjustable 13 - 19" boom rest, 150 amp circuit breaker, includes bumper reinforcement & jack leg.	\$7,770.00
--------------	--	------------

EC3200-LD	Stellar 3200lb EH 11,500 ft. lb. crane with hydraulic extension 7 - 11ft, manual extension 11 - 15 ft, adj boom rest 18 - 26" 150 amp circuit breaker, single side spring build up, crane reinforcement, manual outriggers, and additional battery in crane compartment.	\$24,500.00
-----------	--	-------------

ET8KX-LD	Venturo 3,200lb EH 8,000 ft. lb. crane with hydraulic elevation, hydraulic boom extension 6-10 ft, manual boom extension 10-14 ft, adj boom rest 13 - 19", 150 amp circuit breaker, single side spring build up, crane reinforcement, manual outriggers, and additional battery in crane compartment.	\$25,345.00
----------	---	-------------

Warner Single Rear Wheel Utility Bodies

PTC WS298-SRW	Warner 8' SRW Powder Coated Utility Body for 56" CA Furnished and installed by Premier Truck Center (Includes 2nd stage MSO, weight slip, & final-stage manufacturers completed vehicle certification.)	\$12,195.00
---------------	---	-------------

PTC WS298-SRW -FLIP	Warner 8' SRW Powder Coated Utility Body for 56" CA with Flip-top option. Furnished and installed by Premier Truck Center (Includes 2nd stage MSO, weight slip, & final-stage manufacturers completed vehicle certification.)	\$13,230.00
---------------------	---	-------------

Warner Dual Rear wheel Utility Bodies

PTC WS298-DRW	Warner 8' DRW Powder Coated Utility Body for 56" CA Furnished and installed by Premier Truck Center (Includes 2nd stage MSO, weight slip, & final-stage manufacturers completed vehicle certification.)	\$12,835.00
---------------	---	-------------

PTC WS298-DRW-FLIP	Warner 8' DRW Powder Coated Utility Body for 56" CA with Flip-top option. Furnished and installed by Premier Truck Center (Includes 2nd stage MSO, weight slip, & final-stage manufacturers completed vehicle certification.)	\$14,325.00
--------------------	---	-------------

Warner Accessories

PTC 4WIRE	4 prong trailer wiring	\$165.00
-----------	------------------------	----------

PTC 6WIRE	6 prong utility trailer wiring	\$165.00
-----------	--------------------------------	----------

PTC 7/4WIRE	7 way flat camper trailer wiring	\$180.00
-------------	----------------------------------	----------

PTC-CLV-SB	Class V trailer hitch for service bodies 16K rating. 2"receiver	\$735.00
------------	---	----------

PTC-BROOKLYN-8/9	Brooklyn Bars for 8'-9' Body	\$1,165.00
------------------	------------------------------	------------

PTC MLS6	Master Locking System for 6-door bodies.	\$810.00
----------	--	----------

PTC THDL6	T-Handle Latches for 6-door bodies.	\$750.00
-----------	-------------------------------------	----------

PTC NOTCH-DUAL	* Diesel Only notch utility body to accommodate DEF Tank on Dual Fuel Tank applications (Will affect Interior Compartment Size)	\$1,250.00
----------------	---	------------

Warner Light Cranes

PTC CE6K-3-BUMP	2000lb Electric Mast Folding Crane 6,000 ft - lbs crane with 2,000lb lifting capacity. Includes, Crane Side Spring Buildup, Jack leg, 50 amp circuit breaker, includes reinforced rear bumper for installation on service body bumper.	\$10,235.00
-----------------	--	-------------

PTC CE6K-3-BED	2000lb Electric mast folding crane 6,000 ft-lb rated crane with 2,000lb lifting capacity. Includes, crane side spring buildup, jack leg, 50 amp circuit breaker includes bed reinforcing for installation in pickup bed.	\$10,235.00
----------------	--	-------------

HD PICK Ups



ALL PRICES INCLUDE FREIGHT AND INSTALLATION

COVERED UTILITY BODIES

Knapheide SRW

KNAP KC96U1478	KNAPHEIDE 8' SRW Enclosed Body, 97.25" Length, 62" Height, 14.5" Deep Compts, 44.5" Wide Rear Door, 44.5" Interior Height (Includes 2nd Stage MSO, Weight Slip, & Completed Vehicle Certification.)	\$17,135.00
KNAP KC96L1478	KNAPHEIDE 8' SRW Enclosed body, 97.25" Length, 68" Height, 14.5" Deep Compts, 44.5" Wide Rear Door, 50.5" Interior Height (Includes 2nd Stage MSO, Weight Slip, & Completed Vehicle Certification.)	\$17,535.00
KNAP KC96M1478	KNAPHEIDE 8' SRW Enclosed body, 97.25" Length, 78" Height, 14.5" Deep Compts, 44.5" Wide Rear Door, 60.5" Interior Height (Includes 2nd Stage MSO, Weight Slip, & Completed Vehicle Certification.)	\$18,090.00

KNAPHEIDE DRW

KNAP KC96U2094	KNAPHEIDE 8' DRW Enclosed body, 97.25" Length, 62" Height, 20" Deep Compts, 49.5" Wide Rear Door, 44.5" Interior Height (Includes 2nd Stage MSO, Weight Slip, & Completed Vehicle Certification.)	\$18,500.00
KNAP KC96L2094	KNAPHEIDE 8' DRW Enclosed body, 97.25" Length, 68" Height, 20" Deep Compts, 49.5" Wide Rear Door, 50.5" Interior Height (Includes 2nd Stage MSO, Weight Slip, & Completed Vehicle Certification.)	\$19,175.00
KNAP KC96M2094	KNAPHEIDE 8' DRW Enclosed body, 97.25" Length, 78" Height, 20" Deep Compts, 49.5" Wide Rear Door, 60.5" Interior Height (Includes 2nd Stage MSO, Weight Slip, & Completed Vehicle Certification.)	\$19,665.00
KNAP KC96H2094	KNAPHEIDE 8' DRW Enclosed body, 97.25" Length, 90" Height, 20" Deep Compts, 49.5" Wide Rear Door, 72.5" Interior Height (Includes 2nd Stage MSO, Weight Slip, & Completed Vehicle Certification.)	\$20,150.00

FLATBEDS AND STAKE BODIES

Premier

PTC 880SFB	PREMIER 8' SRW FLAT BED FOR 56" CA includes 44" Headboard W/ Punched Window, 12" O/C Crossmembers 3/16" smooth floor, one piece construction, and ICC Bumper. (Includes 2nd stage MSO, weight slip, & final-stage manufacturers completed vehicle certification.)	\$5,625.00
PTC 896SFB	PREMIER 8' DRW FLAT BED FOR 56" CA includes 44" Headboard W/ Punched Window, 12" O/C Crossmembers 3/16" smooth floor, one piece construction, and ICC Bumper. (Includes 2nd stage MSO, weight slip, & final-stage manufacturers completed vehicle certification.)	\$5,625.00
PTC AMUM8-STAKE	44" Aluminum stake sides for 8' flatbed.	\$2,250.00
PTC 8GN	Norstar SR 8' Gooseneck w/rear tail skirt hitch including two plugs and duplicate tail lights in cab shield. (Includes 2nd stage MSO, weight slip, & final-stage manufacturers completed vehicle certification.)	\$8,840.00
PTC CLV-FB	Class V trailer hitch for flat beds 20K rating 2" receiver tube.	\$770.00
PTC 4WIRE	4 prong trailer wiring	\$165.00
PTC 6WIRE	6 prong utility trailer wiring	\$165.00
PTC 7/4WIRE	7 way flat camper trailer wiring	\$180.00
PTC BOX24-UB	24X18X18 Steel under body tool box, installed.	\$445.00
PTC BOX30-UB	30X18X18 Steel under body tool box, installed.	\$480.00
PTC BOX30-FM	30X18X18 Steel under body tool box, frame mounted for dump applications.	\$815.00
PTC BOX36-FM	36X18X18 Steel under body tool box, frame mounted for dump applications.	\$870.00
PTC BOX24-FM	24X18X18 Steel under body tool box, frame mounted for dump applications.	\$785.00
PTC BOX36-UB	36X18X18 Steel under body tool box, installed.	\$530.00

HD PICK Ups



ALL PRICES INCLUDE FREIGHT AND INSTALLATION

DEALER VEHICLE ACCESSORIES PU LIFT GATES

DVA 8FLAT	CM Truck Beds 8.5' single rear wheel flatbed body includes ICC bumper with class IV hitch and 7/4 way trailer wiring, painted black. (Includes 2nd stage MSO, weight slip, & final-stage manufacturers completed vehicle certification.) Requires 98 CA.	\$7,430.00
DVA 8GOOSE	CM Truck Beds 8' dual rear wheel goosneck flatbed body, painted black. (Includes 2nd stage MSO, weight slip, & final-stage manufacturers completed vehicle certification.) Requires 56 CA.	\$7,950.00
DVA CLIV	Class IV Trailer Hitch and 7-pin round wire harness.	\$825.00
<u>Knapheide</u>		
K PVMXS-898C	Knapheide 8' SRW flat bed with 40" bulkhead, screened window and ICC bumper req's 56" CA (Includes 2nd Stage MSO, Weight Slip, & Completed Vehicle Certification.)	\$6,550.00
K PVMXS-89C	Knapheide 8' DRW flat bed with 40" bulkhead, screened window and ICC bumper req's 56" CA (Includes 2nd Stage MSO, Weight Slip, & Completed Vehicle Certification.)	\$6,805.00
K R4096-08	ADD stake sides to 8' flatbed	\$3,145.00
K 4 WIRE	4 prong trailer wiring	\$105.00
K 6 WIRE	6 prong utility trailer wiring	\$225.00
K 7/4 WIRE	7 way flat camper trailer wiring with 4 prong flat	\$210.00
K CLV-FB	Class V Hitch for Flat Bed	\$875.00
K BOX24-UB	Underbody 24X18X18 steel tool box, bolted under flat bed.	\$600.00
K BOX24-FM	Underbody 24X18X18 steel tool box, frame mounted for dump applications.	\$855.00
K BOX30-UB	Underbody 30X18X18 steel tool box, bolted under flat bed.	\$650.00
K BOX 30-FM	Underbody 30X18X18 steel tool box, frame mounted for dump applications.	\$905.00
K BOX36-UB	Underbody 36X18X18 steel tool box, bolted under flat bed.	\$725.00

ANIMAL CONTROL

BOWIE KENNEL CONFIGURATIONS

BI C-100	Custom Fiberglass Coaches Animal Control Unit - 6 compartment w/ rear storage furnished and installed by Bowie International. Includes HD stainless steel safety doors & freight.	\$19,170.00
BI C-100-NS	Custom Fiberglass Coaches Animal Control Unit - 6 compartment - no storage furnished and installed by Bowie International. Includes HD stainless steel safety doors & freight.	\$18,825.00
BI PRO 6W6	Custom Fiberglass Coaches Animal Control Unit - 6 compartment - no storage furnished and installed by Bowie International. Includes HD stainless steel safety doors & freight.	\$20,785.00
BI PRO 6WS7	Custom Fiberglass Coaches Animal Control Unit - 6 compartment w/ rear storage furnished and installed by Bowie International. Includes HD stainless steel safety doors & freight.	\$21,155.00
BI PRO 6WD7	Custom Fiberglass Coaches Animal Control Unit - 6 compartment w/ DA quarantine furnished and installed by Bowie International. Includes HD stainless steel safety doors & freight.	\$21,155.00
BI PRO 6WS8	Custom Fiberglass Coaches Animal Control Unit - 7 compartment w/ rear storage furnished and installed by Bowie International. Includes HD stainless steel safety doors & freight.	\$21,500.00
BI PRO 6WD9	Custom Fiberglass Coaches Animal Control Unit - 9 compartment w/ DA quarantine furnished and installed by Bowie International. Includes HD stainless steel safety doors & freight.	\$22,205.00
BI PRO 8W8	Custom Fiberglass Coaches Animal Control Unit - 8 compartment - no storage furnished and installed by Bowie International. Includes HD stainless steel safety doors & freight.	\$22,565.00

HD PICK Ups



ALL PRICES INCLUDE FREIGHT AND INSTALLATION

BI PRO 8WS9	Custom Fiberglass Coaches Animal Control Unit - 8 compartment w/ rear storage furnished and installed by Bowie International. Includes HD stainless steel safety doors & freight.	\$23,025.00
BI PRO 8WD9	Custom Fiberglass Coaches Animal Control Unit - 8 compartment w/ DA quarantine furnished and installed by Bowie International. Includes HD stainless steel safety doors & freight.	\$23,025.00
BI PRO 8WS10	Custom Fiberglass Coaches Animal Control Unit - 9 compartment w/ rear storage furnished and installed by Bowie International. Includes HD stainless steel safety doors & freight.	\$23,550.00
BI PRO 8WS11	Custom Fiberglass Coaches Animal Control Unit - 10 compartment w/ rear storage furnished and installed by Bowie International. Includes HD stainless steel safety doors & freight.	\$24,070.00
BI PRO 8WD11	Custom Fiberglass Coaches Animal Control Unit - 10 compartment w/ DA quarantine furnished and installed by Bowie International. Includes HD stainless steel safety doors & freight.	\$24,070.00

BOWIE ACCESSORIES

BI INT-DOOR-6	Credit for Custom Fiberglass Coach Accessories Heavy Duty Interior Safety Door - Powdercoated Black in lieu of stainless steel (Set of 6 & 7 door configurations).	(\$120.00)
BI INT-DOOR-8	Credit for Custom Fiberglass Coach Accessories Heavy Duty Interior Safety Door - Powdercoated Black in lieu of stainless steel (Set of 8, & 10 door configurations).	(\$160.00)
BI INT-DOOR-STNLS-6	DELETE - Custom Fiberglass Coach Accessories Heavy Duty Safety Door - Stainless Steel (Set of 6 & 7 door configurations)	(\$675.00)
BI INT-DOOR-STNLS-8	DELETE - Custom Fiberglass Coach Accessories Heavy Duty Safety Door - Stainless Steel (Set of 8, 9 & 10 door configurations)	(\$900.00)
BI GRATES-6	Custom Fiberglass Coach Accessories Polypropylene Floor Grates - Set of 6	\$320.00
BI GRATES-8	Custom Fiberglass Coach Accessories Polypropylene Floor Grates - Set of 8	\$430.00
BI AC-HEAT	Custom Fiberglass Coach Accessories Air Conditioning & Heating -14,000 BTU cool -12,000 BTU Heat w/ temp monitoring in cab	\$3,240.00
BI AC-HEAT-HC	Custom Fiberglass Coach Accessories High Capacity A/C & Heat - 28,000 BTU cool - 36,000 BTU Heat w/ temp monitor	\$4,140.00
BI AC-ONLY	Custom Fiberglass Coach Accessories Air Conditioning - 18,000 BTU cooling w/ temp monitoring in cab	\$2,880.00
BI AC-ONLY-HC	Custom Fiberglass Coach Accessories High Capacity Air Conditioning - up to 28,000 BTU cooling w/ temp monitoring in cab	\$3,780.00
BI BSAV-HOIST	Custom Fiberglass Coach Accessories BackSaver Hoist with Large Cage - front passenger compartment	\$4,500.00
BI BSMIRROR	Custom Fiberglass Coach Accessories Rear Blind Spot Mirror	\$165.00
BI CARRIERS	Custom Fiberglass Coach Accessories 6 Carriers For Storage Trays	\$660.00
BI CPOLE	Custom Fiberglass Coach Accessories Catch Pole Holder - Tube style with locking access door	\$285.00
BI PETSTEP	Custom Fiberglass Coach Accessories PetStep Portable Folding Ramp	\$170.00
BI P-RAMP	Custom Fiberglass Coach Accessories Pull Out Ramp - Front passenger side	\$590.00
BI RVISION	Custom Fiberglass Coach Accessories Rear Vision Camera with 5.6" flat screen color monitor	\$580.00
BI SCENE LIGHT-LED	Custom Fiberglass Coach Accessories Clear LED Scene Light - 1200 Lumens flood pattern	\$105.00
BI SHELF	Custom Fiberglass Coach Accessories Removable Shelf - animal compartment	\$120.00
BI SLIDE OUT TRAYS	Custom Fiberglass Coach Accessories 2 Slide Out Trays For Storage of 6 Carriers or 4 Traps - Rear passenger side compartment	\$870.00
BI STEPS	Custom Fiberglass Coach Accessories Drop Down Steps - Front passenger side compartment	\$1,140.00
BI STORAGE TRAY	Custom Fiberglass Coach Accessories Roll Out Tray in Rear Storage Compartment	\$555.00
BI TRAPS	Custom Fiberglass Coach Accessories 4 Traps For Storage Trays	\$570.00

HD PICK Ups

ALAN JAY

FLEET SALES

863-402-4234

chris.wilson@alanjay.com



CITY OF
TALLAHASSEE

ALL PRICES INCLUDE FREIGHT AND INSTALLATION

BI WEAR STRIPS	Custom Fiberglass Coach Accessories Rooftop Aluminum Wear Strips	\$195.00
BI ULTRA-AC	UltraCool Extreme Temperature Air Conditioning w/ auxiliary compressor - Dedicated twin fan condenser - 28,000 BTU cool	\$6,160.00
BI ULTRA-AC/H	UltraCool Extreme Temperature A/C & Heating w/ auxiliary compressor - Dedicated twin fan condenser - 28,000 BTU cool - 36,000 BTU Heat w/ electronic thermostat	\$6,490.00

CNG CONVERSION

AE F230-350 BF21GGE PU	Ford F250-F350 21 GGE 6.2L bi-fuel for installation in pickup configuration.	\$11,835.00
AE F230-350 BF21GGE UTIL	Ford F250-F350 21 GGE 6.2L bi-fuel for installation in utility body configuration.	\$11,835.00
AE 2024	EPA approvals pending for all 2024 models.	\$0.00

HD PICK Ups



ALL PRICES INCLUDE FREIGHT AND INSTALLATION

FLOOR PROTECTION

WTF CRW	Weather Tech floor liner system for crew cab pick-up trucks.	\$275.00
WTF EXT	Weather Tech floor liner system for extended cab pick-up trucks.	\$265.00
WTF REG	Weather Tech floor liner system for regular cab pick-up trucks.	\$190.00

SEAT UPGRADE

DLTH 1	Dealer installed leather seating surfaces (1st row only).	\$1,300.00
DLTH 2	Dealer installed leather seating surfaces (1st & 2nd rows).	\$1,445.00
TT SEAT COVERS 1	TIGER TOUGH HD SEAT COVERS FOR FIRST ROW ONLY	\$410.00
TT SEAT COVERS 2	TIGER TOUGH HD SEAT COVERS FOR FIRST AND SECOND ROWS.	\$810.00

INVERTERS & CHARGING

806-1220-UB	XANTREX 2000W pure sine inverter mounted inside curbside front compartment of utility body with ignition sourced remote / user control mounted on dash mounted on dash. (Alternate mounting location may be required due to clearance.) Includes freight and installation, appropriate gauge wire for distance from battery, heat shrink connectors and wire loom.	\$1,245.00
813-3000UL-UB	XANTREX 3000W modified sine inverter mounted inside curbside front compartment of utility body with ignition sourced remote / user control mounted on dash mounted on dash. (Alternate mounting location may be required due to clearance.) Includes freight and installation with 4/0 powr and ground, ignition controlled solenoid, 300A breaker, heat shrink connectors, and wire loom. (Dealer strongly recommends upgrading alternator and addition of auxillary battery)	\$1,900.00
OUTLET FRONT	Weather-resistant outlet at front of truck, in grille if possible on curbside.	\$175.00
OUTLET REAR	Weather-resistant outlet at rear of truck on curbside.	\$175.00
E1 KUSSMAUL-SINGLE	KUSSMAUL 51-03-1206 auto eject charging System for emergency vehicles with single battery. KIT includes 1000w onboard charger, charge indicator, auto eject plug, and aluminum weather resistant ejector housing. Includes installation of auto eject plug & housing near driver side rear bumper (must specify on PO if desired installation different than specified)	\$2,130.00
E1 KUSSMAUL-DUAL	KUSSMAUL 53-03-1206 auto eject charging System for emergency vehicles with two batteries. KIT includes 2000w onboard charger, charge indicator, auto eject plug, and aluminum weather resistant ejector housing. Includes installation of auto eject plug & housing near driver side rear bumper (must specify on PO if desired installation different than specified)	\$2,130.00
AJ RJK	WARN 26769 QUICK DISCONNECT JUMP KIT, INSTALLED IN GRILLE AREA.	\$450.00

WINDOW FILM & GUARDS

WSTP	Windshield strip	\$50.00
DTF 2 TRK	Deep tint film installed on front two door glass and rear window.	\$300.00
DTF 4 TRK	Deep tint film installed on four doors and back glass for extended/crew cab pickups.	\$290.00
LIMO	Upgrade tint to LIMO on all tinted surfaces	\$95.00
RS 2	Stick on rain shields (2-doors).	\$95.00
RS 4	Stick on rain shields (4-doors).	\$120.00

CHASSIS



ALL PRICES INCLUDE FREIGHT AND INSTALLATION

GRILLE GUARDS AND WINCHES

WINCH MOUNT TRAY'S (NO UPRIGHTS)

AJ WMT-WARN	WARN Winch mount tray only, no push bumper or wrap. (FORD or RAM only, required for M-series and 16.5ti winches).	\$1,260.00
AJ WMT-WEST	Westin winch mount tray only, no push bumper or wrap (GM/Ford/RAM/Toyota for up to 12k winch only).	\$800.00
AJ WEST-2LIGHT	Westin HDX B-Force flush mount dual 6" LED light kit mounted into front of Westin HDX grille guard.	\$615.00

WRAP AROUND GRILLE GUARDS

AJ WGG-WEST	Westin HDX wrap around grille guard (GM/Ford/RAM/Toyota).	\$1,110.00
-------------	---	------------

WRAP AROUND GRILLE GUARDS WITH WINCH MOUNTS

AJ WGG-MNT-WARN	Warn wrap around grille guard with winch mount plate. (FORD or RAM only, required for M-series and 16.5ti winches).	\$3,050.00
AJ WGG-MNT-P-WARN	Warn Wrap around grille guard with winch mount tray & no side wings (FORD or RAM only, required for M-series and 16.5ti winches).	\$2,215.00
AJ WGG-MNT-WEST	Westin HDX wrap around grille guard with winch mount tray (GM/Ford/RAM/Toyota for up to 12k winch only).	\$1,725.00
AJ WGG-MNT-STER	Sterling manufacturing wrap around grille guard with winch mount tray (fits all makes/models, will accomodate 16.5ti winch).	\$2,720.00
AJ WGG-MNT-P-STER	Sterling manufacturing wrap around grille guard with winch mount tray and no headlight guards, center section only (fits all makes/models, will accomodate 16.5ti winch).	\$1,905.00

REPLACEMENT BUMPERS

FBF171BLC	Ranch Hand replacement bumper, powder coated black. Requires FORD 3500 diesel WITH forward camera.	\$2,170.00
FBF171BLR	Ranch Hand replacement bumper, powder coated black. Requires FORD 3500 diesel without forward camera.	\$2,170.00
FDB101BLRS	Ranch Hand replacement bumper, powder coated black. Requires RAM 3500 diesel.	\$2,170.00

GM MEDIUM DUTY (FOLDS FORWARD)

AJ WGG-GMMD	Go Industries wrap around grille guard with tilt forward feature for Chevy 4500, 5500, 6500 medium duty chassis. Allows the hood to be tilted forward for service (Fits ONLY Chevy Medium duty).	\$2,935.00
AJ WGG-WMT-GMMD	Go Industries wrap around grille guard with winch mount tray & tilt forward feature for Chevy 4500, 5500, 6500 medium duty chassis. Allows the hood to be tilted forward for service (Fits ONLY Chevy Medium duty).	\$2,935.00

STEEL ROPE WINCHES

16.5TI	Warn HEAVY WEIGHT series 16.5ti self recovery 16,500lb rated winch with remote, open fairlead, and wire rope.	\$3,140.00
VR EVO 10	Warn VR EVO self recovery 10,000lb rated winch with remote, open fairlead, and wire rope.	\$890.00
VR EVO 12	Warn VR EVO self recovery 12,000lb rated winch with remote, open fairlead, and wire rope.	\$1,060.00

SYNTHETIC ROPE WINCHES

ZEON 10-S	Warn ZEON self recovery 10,000lb rated winch with remote, open fairlead, synthetic rope and aluminum winch drum to reduces rope wear.	\$2,755.00
ZEON 12-S	Warn ZEON self recovery 12,000lb rated winch with remote, open fairlead, synthetic rope and aluminum winch drum to reduces rope wear.	\$2,935.00

ALAN JAY FLEET TOOL BOXES, HITCHES, AND ACCESSORIES

CAMERA OPTIONS

CAMERA RR	Remove and re-install factory camera from tailgate.	\$275.00
-----------	---	----------

CHASSIS

ALAN JAY

FLEET SALES

863-402-4234

chris.wilson@alanjay.com



CITY OF
TALLAHASSEE

ALL PRICES INCLUDE FREIGHT AND INSTALLATION

CAMERA-F	Dealer installed factory ordered camera (REQUIRES 872).	\$215.00
CAMERA-GM	Dealer installed factory ordered camera (REQUIRES 5N5).	\$215.00
CAMERA-R	Dealer installed factory ordered camera (REQUIRES XAC).	\$215.00
BUC DASH	Back up camera with dash mounted monitor, COMPLETE SYSTEM.	\$540.00
BUC RV	Back up camera with rear view mirror monitor, COMPLETE SYSTEM.	\$715.00

CAB STEPS

STEP3-REG	3" black tubular cab step for regular cab pickup.	\$380.00
STEP3-EXT	3" black tubular cab step for extended cab pickup.	\$390.00
STEP3-CREW	3" black tubular cab step for crew cab pickup.	\$400.00

CAB SHIELDS & RACKS

AJ FS-ACARI-F	ACARI TT MOUNTING BRACKET (FORD F-150 2015+, F-250 - F-550 2017+, RANGER 2019+)	\$700.00
AJ FS-ACARI-GM	ACARI TALON MOUNTING BRACKET (GM & CHEVY 1500-4500 WITH SPOILER 2019-2020).	\$540.00
BROOKLYN	Sterling service body side panel master locker bar set, powder coated white.	\$405.00
HAR	Sterling vehicle specific headache rack with mesh screen, powder coated black.	\$1,035.00
HAR-2RBL	Sterling vehicle specific headache rack with dual beacon mounts, powder coated black.	\$1,230.00
HAR-RBL	Sterling vehicle specific headache rack with centered single beacon mount, powder coated black.	\$1,130.00
HAR-LBM	Sterling vehicle specific headache rack with centered light bar mount(s), powder coated black.	\$1,130.00
WG1425-3	WeatherGuard single side mounted ladder rack for utility bodies.	\$1,185.00
AJ OHMR-1700	Kargo Master Pro II HD overhead truck rack, powder coated modular, 1700lb.	\$1,675.00

ALL STEEL RACKS

AS 9AMR-SS	SINGLE SIDE BUMPER TO TOP OF WINDSHIELD 9' Utility Bed, Aluminum Material Rack -expanded metal from cab forward on bottom, sides, and front. 1-1/2" Aluminum Square Tube furnished and installed by All Steel Fabrication.	\$3,490.00
AS 11AMR-SS	SINGLE SIDE BUMPER TO TOP OF WINDSHIELD 11' Utility Bed, Aluminum Material Rack -expanded metal from cab forward on bottom, sides, and front. 1-1/2" Aluminum Square Tube furnished and installed by All Steel Fabrication.	\$3,490.00
AS 9AMR-SS-BB	SINGLE SIDE BUMPER TO BUMPER 9' Utility Bed, Aluminum Material Rack -expanded metal from cab forward on bottom, sides, and front. 1-1/2" Aluminum Square Tube furnished and installed by All Steel Fabrication.	\$3,960.00
AS 11AMR-SS-BB	SINGLE SIDE BUMPER TO BUMPER 11' Utility Bed, Aluminum Material Rack -expanded metal from cab forward on bottom, sides, and front. 1-1/2" Aluminum Square Tube furnished and installed by All Steel Fabrication.	\$3,790.00
AS 9AMR	BACK BUMPER TO TOP OF WINDSHIELD 9' Utility Bed, Aluminum Material Rack For 9' Service Bodies Rack with Expanded metal from cab forward over cab bottom, front and sides, to the Windshield. Racks for Service Bodies will be as Wide as the Bed Area (not Body) Rear & Center Cross Bar Removable. 1-1/2" Aluminum Square Tube furnished and installed by All Steel Fabrication.	\$4,385.00
AS 11AMR	BACK BUMPER TO TOP OF WINDSHIELD 11' Utility Bed, Aluminum Material Rack For 11' Service Bodies Rack with Expanded metal from cab forward over cab bottom, front and sides, to the Windshield. Racks for Service Bodies will be as Wide as the Bed Area (not Body) Rear & Center Cross Bar Removable. 1-1/2" Aluminum Square Tube furnished and installed by All Steel Fabrication.	\$4,260.00
AS 9AMR-BB	BUMPER TO BUMPER Aluminum Material Rack, For 9' Service Bodies, Rack with Expanded metal from cab forward over cab bottom, front and sides, to the Windshield. Racks for Service Bodies will be as Wide as the Bed Area (not Body) Rear & Center Cross Bar Removable. 1-1/2" Aluminum Square Tube furnished and installed by All Steel Fabrication.	\$5,430.00

CHASSIS



ALL PRICES INCLUDE FREIGHT AND INSTALLATION

AS 11AMR-BB	BUMPER TO BUMPER Aluminum Material Rack For 11' Service Bodies, Rack with Expanded metal from cab forward over cab bottom, front and sides, to the Windshield. Racks for Service Bodies will be as Wide as the Bed Area (not Body) Rear & Center Cross Bar Removable. 1-1/2" Aluminum Square Tube furnished and installed by All Steel Fabrication.	\$5,105.00
-------------	---	------------

UTILITY BODY LIGHTING

AJ COMP 6-LED	LED compartment lights installed in all compartments of 8' or 9' service body.	\$635.00
AJ COMP 6-LED-AB	LED compartment lights installed in all compartments of 8' or 9' service body with one side long horizontal compartment.	\$700.00
AJ COMP 8-LED	LED compartment lights installed in all compartments of 11' service body	\$870.00
AJ COMP-8LED-AB	LED compartment lights installed in all compartments of 11' service body with one side long horizontal compartment.	\$940.00
FS COM1200-SQ-2	(2) Federal Signal LED 2700 lumen 4.3" Square Work Lights, mounted at rear of utility body.	\$450.00
FS COM750-RND-2	(2) Federal Signal LED 1100 lumen 3" Round Work Lights, mounted at rear of utility body.	\$290.00

HITCHES & WIRING

AJ CLIV	Class IV receiver hitch, installed at AJ Fleet.	\$625.00
AJ CLV	Class V receiver hitch, installed at AJ Fleet.	\$830.00
AJ 4-WIRE	4 wire trailer plug	\$85.00
AJ 6-ROUND	6 wire round utility plug.	\$70.00
AJ 7/4 WIRE	7 wire RV style plug with 4-wire flat combination plug.	\$95.00
SS7RP	SARASOTA 7 WIRE ROUND BERG TRAILER PLUG WITH ROUND PINS.	\$125.00
AJ C-WIRE	Customer specific wire plug, please provide detail.	\$75.00
BOLT-HITCH	Bolt lock receiver lock (max 2" receiver tube) will key to vehicle ignition.	\$90.00
BUA	Federal Signal 90 dB back-up alarm.	\$160.00
AJ DB2	Draw bar with 2" Ball, pin, and clip.	\$105.00
AJ DB2516	Draw bar with 2-5/16" Ball, pin, and clip.	\$110.00
AJ SLEEVE	2.5" to 2.0" Reducer Sleeve for accomodating 2" Shank Draw Bars.	\$35.00
AJ DB3	Tri-ball draw bar with 1-7/8", 2", and 2-5/16" balls.	\$120.00
N2 DRW	Nitrogen filled tires on DRW vehicles.	\$180.00
AJ PTL2	Pintle combination draw bar with 2" ball.	\$180.00
AJ PTL2516	Pintle combination draw bar with 2-5/16" ball.	\$175.00
BUS-UB	BACK UP SENSORS Rear Bumper Parking Assistance System for UniBody Vehicles Introducing BackZone (250-1903-BZTRK), Rostra's latest innovation in vehicle parking assistance systems. Designed around the reliable components that customers have come to expect	\$445.00
AJ CONE	Simple wire framed cone holder, mounted to center of front bumper (unless otherwise specified).	\$85.00
5GCR	WATER COOLER RACK & 5 GAL WATER CASK, INSTALLED.	\$220.00
AJ EBC	Curt Spectrum Electric Brake Controller	\$395.00
SHROUD	BODY COMPANY TO PROVIDE SHROUD ON BACK OF BODY TO PROTECT TRAFFIC ADVISOR (48"W X 1.9"T X 2.5"D). SHROUD TO BE PAINTED ALONG WITH BODY AND LOCATED BETWEEN SLAM GATE AND REAR BUMPER.	\$135.00

CHASSIS



ALL PRICES INCLUDE FREIGHT AND INSTALLATION

CARGO AREA MOUNTED BOXES

48TB	48" Chest Tool Box mounted against bulkhead in utility body.	\$530.00
FNT85	85 Gallon Fuel n Tool Combo with L-shaped fuel tank, tool box, 13GPM fuel transfer pump, hose, nozzle, filter, and GPI inline digital flow meter for use in short bed PU or Utility body.	\$2,225.00
FNT100	100 Gallon Fuel n Tool Combo with L-shaped fuel tank, tool box, 13GPM fuel transfer pump, hose, nozzle, filter, and GPI inline digital flow meter for use with long bed PU.	\$2,280.00
110 FTT	100 Gallon fuel transfer tank. Includes GPI 12V fuel pump, 3/4 x 4" filter kit (10 micron), GPI digital fuel meter, 3/4" spring loaded retractable fuel hose reel with 25' hose and nozzle, tank installed to bulkhead of utility body with hose reel installed to curbside front compartment top. Compartment top to be reinforced with reel mounted on angle facing rearward for side access.	\$2,875.00
ATI 95CB	ATI Aluminum Tanks Incorporated- 95 Gallon Fuel Tank & Tool Box Combo. Filter Kit, Digital Fuel Meter, Fill Rite 12V 15 gpm Auto Nozzle, ReelCraft 25' long 3/4" Dia. Retractable Hose with Reel, hose whip from pump to reel. Furnished and Installed with Single In Cab On/Off switch.	\$3,815.00

LINERS AND COATINGS

HD USOB	HD Scorpion spray on bed liner applied inside cargo area of 8' & 9' utility body.	\$830.00
HD USOB-TB	HD Scorpion spray on bed liner applied inside cargo area, tops of boxes, and rear bumper of 8' & 9' utility body.	\$1,160.00
HD USOB-11	HD Scorpion spray on bed liner applied inside cargo area of 11' utility body.	\$975.00
HD USOB-11-TB	HD Scorpion spray on bed liner applied inside cargo area, tops of boxes, and rear bumper of 11' utility body.	\$1,265.00
HD SOB-11-FLAT	HD Scorpion spray on bed liner applied to surface of 11' & 12' flat bed.	\$1,015.00
HD SOB-16-FLAT	HD Scorpion spray on bed liner applied to surface of 14' & 16' flat bed.	\$1,375.00
HD SOB-18-FLAT	HD Scorpion spray on bed liner applied to surface of 18' & 20' flat bed.	\$1,520.00
HD SOB-COMP	HD Scorpion spray on bed liner applied to inside of horizontal compartments and inside surface of lid on utility body, both sides.	\$505.00
HD SOB-BUMP	HD Scorpion spray on bed liner applied to bumper only.	\$325.00
UBC	TiteSeal AutoBody Rubberized protective under body coating (rust inhibitor).	\$690.00

KNAPHEIDE ACCESSORIES

HITCHES & WIRING

K 4 WIRE	4 prong trailer wiring	\$105.00
K 6 WIRE	6 prong utility trailer wiring	\$225.00
K 7/4 WIRE	7 way flat camper trailer wiring with 4 prong flat	\$210.00
K CLV-FB	Class V Hitch for Flat Bed	\$875.00
K CLV-SB	Class V Hitch for Service Body	\$970.00
K PTL15	15 ton Pintle for frame mount.	\$205.00
K PTL2516	Tow Pintle combo with 2 & 5/16" Ball to mount in receiver	\$300.00
K PTL 20	20 ton Pintle for frame mount	\$240.00
K PTL-CC	Frame mount or ICC mount w/o Pintle for cab chassis.	\$435.00
K PTL2	Tow Pintle combo with 2" Ball to mount in receiver	\$300.00

CHASSIS

ALL PRICES INCLUDE FREIGHT AND INSTALLATION

K DONOVAN-4200P	Manual Tarp Roller	\$1,145.00
K JACK	Knapheide Jack leg crane support, installed.	\$540.00

CAB SHIELDS & RACKS

K AL HAR	KTEC Alum Headach Rack (Octagonal)	\$1,175.00
K AL HAR MD	KTEC Aluminum Headache Rack (Octagonal) for Medium Duty Trucks (Chevy 4500-6500 & Ford F-650-750).	\$1,350.00
K BR 15###	BACK RACK 15### INSTALLED ON KNAPHEIDE UTILITY BODY.	\$560.00
K BR LBM	BACK RACK LIGHT BAR FEET 91006	\$150.00
K BUA	Back up alarm	\$180.00
K HAR B2	DUAL BEACON MOUNTS	\$120.00
K HAR ML	MINI LIGHT BAR PLATE	\$170.00
K CONE	Furnish and Install (1) Custom Tow Hook Mounted Cone Holder (F-Series Only)	\$570.00
K 2CONE	Furnish and Install (2) Custom Tow Hook Mounted Cone Holders (F-Series Only).	\$1,140.00
K 9AMR-SS	SINGLE SIDE BUMPER TO TOP OF WINDSHIELD 9' Utility Bed, Aluminum Material Rack -expanded metal from cab forward on bottom, sides, and front. 1-1/2" Aluminum Square Tube construction.	\$2,875.00
K 9AMR-SS-BB	SINGLE SIDE BUMPER TO BUMPER 9' Utility Bed, Aluminum Material Rack -expanded metal from cab forward on bottom, sides, and front. 1-1/2" Aluminum Square Tube construction.	\$4,090.00
K 9AMR	BACK BUMPER TO TOP OF WINDSHIELD 9' Utility Bed, Aluminum Material Rack For 9' Service Bodies Rack with Expanded metal from cab forward over cab bottom, front and sides, to the Windshield. Racks for Service Bodies will be as Wide as the Bed Area (not Body) Rear & Center Cross Bar Removable. 1-1/2" Aluminum Square Tube construction.	\$3,370.00
K 9AMR-BB	BUMPER TO BUMPER Aluminum Material Rack, For 9' Service Bodies, Rack with Expanded metal from cab forward over cab bottom, front and sides, to the Windshield. Racks for Service Bodies will be as Wide as the Bed Area (not Body) Rear & Center Cross Bar Removable. 1-1/2" Aluminum Square Tube construction.	\$5,365.00
K 11AMR	BACK BUMPER TO TOP OF WINDSHIELD 11' Utility Bed, Aluminum Material Rack For 11' Service Bodies Rack with Expanded metal from cab forward over cab bottom, front and sides, to the Windshield. Racks for Service Bodies will be as Wide as the Bed Area (not Body) Rear & Center Cross Bar Removable. 1-1/2" Aluminum Square Tube construction.	\$3,745.00
K 11AMR-BB	BUMPER TO BUMPER Aluminum Material Rack For 11' Service Bodies, Rack with Expanded metal from cab forward over cab bottom, front and sides, to the Windshield. Racks for Service Bodies will be as Wide as the Bed Area (not Body) Rear & Center Cross Bar Removable. 1-1/2" Aluminum Square Tube construction.	\$5,585.00
K 11AMR-SS	SINGLE SIDE BUMPER TO TOP OF WINDSHIELD 11' Utility Bed, Aluminum Material Rack -expanded metal from cab forward on bottom, sides, and front. 1-1/2" Aluminum Square Tube construction.	\$3,255.00
K 11AMR-SS-BB	SINGLE SIDE BUMPER TO BUMPER 11' Utility Bed, Aluminum Material Rack -expanded metal from cab forward on bottom, sides, and front. 1-1/2" Aluminum Square Tube construction.	\$4,425.00

TOOL BOXES & STORAGE

K BOX24-FM	Underbody 24X18X18 steel tool box, frame mounted for dump applications.	\$855.00
K BOX24-UB	Underbody 24X18X18 steel tool box, bolted under flat bed.	\$600.00
K BOX30-UB	Underbody 30X18X18 steel tool box, bolted under flat bed.	\$650.00
K BOX 30-FM	Underbody 30X18X18 steel tool box, frame mounted for dump applications.	\$905.00
K BOX36-UB	Underbody 36X18X18 steel tool box, bolted under flat bed.	\$725.00
K BOX36-FM-AL	Underbody 36X18X18 aluminum tool box, frame mounted for dump applications.	\$980.00
K BOX36-UB-AL	Underbody 36X18X18 aluminum tool box, bolted under flat bed.	\$725.00

CHASSIS

ALAN JAY

FLEET SALES

863-402-4234

chris.wilson@alanjay.com



CITY OF
TALLAHASSEE

ALL PRICES INCLUDE FREIGHT AND INSTALLATION

K BOX48-FM	Underbody 48X18X18 steel tool box, frame mounted for dump applications.	\$910.00
K BOX48-FM-AL	Underbody 48X18X18 aluminum tool box, frame mounted for dump applications.	\$1,105.00
K BOX48-UB	Underbody 48X18X18 steel tool box, bolted under flat bed.	\$650.00
K BOX48-UB-AL	Underbody 48X18X18 aluminum tool box, bolted under flat bed.	\$850.00
K BOX60-UB	Underbody 60X18X18 steel tool box, bolted under flat bed.	\$1,050.00
K BOX60-FM	Underbody 60X18X18 steel tool box, frame mounted for dump applications.	\$1,305.00
K COOLER	Furnish and Install Aluminum Rack AND 5 Gallon Water Cooler	\$300.00
K 21 WB	Knapheide 21" HD Work Bumper with storage access on each side, includes Integrated HD Class V Receiver Hitch.	\$5,755.00

MISCELLANEOUS ACCESSORIES

K CC 108 PAINT	Upgrade from Single Stage to Base Coat Clear Coat Paint (8-9 foot service bodies)	\$2,160.00
K CC 132 PAINT	Upgrade from Single Stage to Base Coat Clear Coat Paint (11 foot service bodies)	\$2,400.00
K GRAB	Furnish and Install (1) Contoured Grab Handle to top of Work Bumper and back of body	\$420.00
K WW DELETE	Delete wheel well notches on DRW utility Body (NO CHARGE).	\$0.00
K OUTRIGGERS	Outriggers for crane.	\$2,895.00
K REINFORCE	Reinforcement for full crane.	\$2,460.00
K SPU	Spring buildup.	\$1,140.00

PREMIER ACCESSORIES

HITCHES & WIRING

PTC 4WIRE	4 prong trailer wiring	\$165.00
PTC 6WIRE	6 prong utility trailer wiring	\$165.00
PTC 7/4WIRE	7 way flat camper trailer wiring	\$180.00
PTC CLV-FB	Class V trailer hitch for flat beds 20K rating 2" receiver tube.	\$770.00
PTC CLV-SB	Class V trailer hitch for service bodies 20K rating with 2 1/2" receiver.	\$865.00
PTC PTL-MNT	Frame mount 3/4" plate for Pintle with 20 ton pintle.	\$2,375.00

TOOL BOXES & STORAGE

PTC-19WRKBMP	Add for 19" Work bench bumper with lockable storage	\$4,935.00
PTC BOX24-FM	24X18X18 Steel under body tool box, frame mounted for dump applications.	\$785.00
PTC BOX24-UB	24X18X18 Steel under body tool box, installed.	\$445.00
PTC BOX30-FM	30X18X18 Steel under body tool box, frame mounted for dump applications.	\$815.00
PTC BOX30-UB	30X18X18 Steel under body tool box, installed.	\$480.00
PTC BOX36-FM	36X18X18 Steel under body tool box, frame mounted for dump applications.	\$870.00
PTC BOX36-FM-AL	36X18X18 Aluminum under body tool box, frame mounted for dump applications.	\$980.00
PTC BOX36-UB	36X18X18 Steel under body tool box, installed.	\$530.00

CHASSIS



ALL PRICES INCLUDE FREIGHT AND INSTALLATION

PTC BOX36-UB-AL	36X18X18 Aluminum under body tool box, installed.	\$640.00
PTC BOX48-FM	48X18X18 Steel under body tool box, frame mounted for dump applications.	\$985.00
PTC BOX48-FM-AL	48X18X18 Aluminum under body tool box, frame mounted for dump applications.	\$1,155.00
PTC BOX48-UB	48X18X18 Steel under body tool box, installed.	\$640.00
PTC BOX48-UB-AL	48X18X18 Aluminum under body tool box, installed.	\$815.00
PTC BOX60-FM	60X18X18 Steel under body tool box, frame mounted for dump applications.	\$1,090.00
PTC BOX60-UB	60X18X18 Steel under body tool box, installed.	\$750.00
PTC-UB-BRACKET	Under body Tool Box mount bracket for dump applications.	\$335.00

READING ACCESSORIES - DVA

HITCHES & WIRING

DVA CLIV	Class IV Trailer Hitch and 7-pin round wire harness.	\$825.00
DVA CAMERA	Dealer installed factory ordered camera	\$190.00
DVA BUS-RR	TRANSFER FACTORY REAR SENSORS TO LIFT GATE	\$190.00
DVA BUA	Back up alarm, installed.	\$205.00
DVA NOTCH-DUAL	* Diesel Only notch utility body to accommodate DEF Tank on Dual Fuel Tank applications (Will affect Interior Compartment Size)	\$375.00
DVA GM-SGL	*GM Diesel Only - Relocate DEF Tank for Diesel Chevy/GMC 3500 Cab Chassis ordered with factory single rear fuel tank.	\$435.00

COMPRESSORS AND GENERATORS

COMPRESSED AIR SYSTEMS

CAS VMAC G30	VMAC Externally mounted belt driven rotary screw capable of 30cfm at 100psi (150psi max), 100% duty cycle. Includes remote start, 2 Year Warranty, Lifetime airend warranty, & 5 year subaru engine warranty. Installation will be performed at Compressed Air Systems Inc. at 9303 Stannum Street, Tampa. The pricing includes a complete factory certified installation of the VMAC system with the unit discharging at the rear of the vehicle utilizing a single Chicago Coupling connection for hook up. We would like to schedule the delivery of the vehicle with a representative of your company so we can discuss additional options for your connection points. If you require gauges, regulators, manifolds, quick disconnect's or variable connection points we can tailor the installation to your application.	\$7,035.00
CAS G30 TANK	Optional Low Profile Air Receiver Tank for G30: # A500183, Dual 6-Gallon air receiver tanks, mounted under G30. Includes Gauge, fittings, hose and valves. Installation will be performed at Compressed Air Systems Inc. at 9303 Stannum Street, Tampa. The pricing includes a complete factory certified installation of the VMAC system with the unit discharging at the rear of the vehicle utilizing a single Chicago Coupling connection for hook up. We would like to schedule the delivery of the vehicle with a representative of your company so we can discuss additional options for your connection points. If you require gauges, regulators, manifolds, quick disconnect's or variable connection points we can tailor the installation to your application.	\$1,615.00
CAS G30 REMOTE	Optional Remote Control Panel for G30: # A500182. Remote Control Panel with a ten foot extension for key switch, hour meter, choke and unloader. Installation will be performed at Compressed Air Systems Inc. at 9303 Stannum Street, Tampa. The pricing includes a complete factory certified installation of the VMAC system with the unit discharging at the rear of the vehicle utilizing a single Chicago Coupling connection for hook up. We would like to schedule the delivery of the vehicle with a representative of your company so we can discuss additional options for your connection points. If you require gauges, regulators, manifolds, quick disconnect's or variable connection points we can tailor the installation to your application.	\$800.00



ALL PRICES INCLUDE FREIGHT AND INSTALLATION

CAS VR-70 G	VMAC underhood (Gas Engine) Belt Driven Rotary Screw capable up to 70cfm at 100psi (150psi max), 100% duty cycle. Mounts under the trucks hood with an engineered bracket and belt drive system. 2 Year Warranty, Lifetime airend warranty. Installation will be performed at Compressed Air Systems Inc. at 9303 Stannum Street, Tampa. The pricing includes a complete factory certified installation of the VMAC system with the unit discharging at the rear of the vehicle utilizing a single Chicago Coupling connection for hook up. We would like to schedule the delivery of the vehicle with a representative of your company so we can discuss additional options for your connection points. If you require gauges, regulators, manifolds, quick disconnect's or variable connection points we can tailor the installation to your application.	\$15,135.00
CAS VR-70 D	VMAC underhood (Diesel Engine) Belt Driven Rotary Screw capable up to 70cfm at 100psi (150psi max), 100% duty cycle. Mounts under the trucks hood with an engineered bracket and belt drive system. 2 Year Warranty, Lifetime airend warranty. Installation will be performed at Compressed Air Systems Inc. at 9303 Stannum Street, Tampa. The pricing includes a complete factory certified installation of the VMAC system with the unit discharging at the rear of the vehicle utilizing a single Chicago Coupling connection for hook up. We would like to schedule the delivery of the vehicle with a representative of your company so we can discuss additional options for your connection points. If you require gauges, regulators, manifolds, quick disconnect's or variable connection points we can tailor the installation to your application.	\$15,135.00
CAS VR-150 G	VMAC underhood (Gase Engine) Belt Driven Rotary Screw capable up to 150cfm at 100psi (150psi max), 100% duty cycle. Mounts under the trucks hood with an engineered bracket and belt drive system. 2 Year Warranty, Lifetime airend warranty. Installation will be performed at Compressed Air Systems Inc. at 9303 Stannum Street, Tampa. The pricing includes a complete factory certified installation of the VMAC system with the unit discharging at the rear of the vehicle utilizing a single Chicago Coupling connection for hook up. We would like to schedule the delivery of the vehicle with a representative of your company so we can discuss additional options for your connection points. If you require gauges, regulators, manifolds, quick disconnect's or variable connection points we can tailor the installation to your application.	\$19,060.00
CAS VR-150 D	VMAC underhood (Diesel Engine) Belt Driven Rotary Screw capable up to 150cfm at 100psi (150psi max), 100% duty cycle. Mounts under the trucks hood with an engineered bracket and belt drive system. 2 Year Warranty, Lifetime airend warranty. Installation will be performed at Compressed Air Systems Inc. at 9303 Stannum Street, Tampa. The pricing includes a complete factory certified installation of the VMAC system with the unit discharging at the rear of the vehicle utilizing a single Chicago Coupling connection for hook up. We would like to schedule the delivery of the vehicle with a representative of your company so we can discuss additional options for your connection points. If you require gauges, regulators, manifolds, quick disconnect's or variable connection points we can tailor the installation to your application.	\$19,070.00
CAS A800070	VMAC Eliminator70 - Air Cooled Air Cooler After-Cooler with automatic drain. Knock's out 65% of water condensate. Installation included when tied into VR-70 or VR-150 Underhood order. Installation will be performed at Compressed Air Systems Inc. at 9303 Stannum Street, Tampa. The pricing includes a complete factory certified installation of the VMAC system with a single valve at discharge of unit. No custom outlets or fittings installed.	\$1,640.00
CAS AIR-NARC 150 -14HP	VANAIR Air N ARC® 150 provides you with three forms of power in one compact and economic unit, allowing you to save space and weight on your vehicle. Providing up to 190 AMPs of welding power. Engine: 14 HP Kohler® Air Compressor: Reciprocating, 20 CFM, 150 PSI Generator: 5 kW Peak, 4.2 kW Continuous, AC Power, 60 Hz, Single Phase, 120V and 240V Outlets, Welder: 14 HP Stand-alone: CC: 40-190 AMPs Operating Range. Welder: 14 HP Stand-alone: CC: 40-190 AMPs Operating Range. Battery Charge/Booster: 150 AMPs 12V/24V Boost. Drive System: Belt Driven Fuel Capacity: 1.9 Gal. or Plumb to Chassis (Kohler® 14) Dimensions: 50.7L x 19.2W x 40.8H - 30 Gal. Kohler® 14 HP (Installation will be performed at Compressed Air Systems Inc. at 9303 Stannum Street, Tampa. The pricing includes a complete factory certified installation of the system. We would like to schedule a pre build call with a representative of your agency so we can discuss additional options for your connection points. If you require gauges, regulators, manifolds, quick disconnect's or variable connection points we can tailor the installation to your application. Additional Charges Will apply.)	\$10,145.00
CAS AIR-N-ARC 150 -20HP	VANAIR Air N ARC® 150 provides you with three forms of power in one compact and economic unit, allowing you to save space and weight on your vehicle. Engine: 19 HP Kohler. Air Compressor: Reciprocating, 20 CFM, 150 PSI Generator: 5 kW Peak, 4.2 kW Continuous, AC Power, 60 Hz, Single Phase, 120V and 240V Outlets. Welder: 19 HP with Remote Panel: CC: 40-150 AMPs, CV: 15-30V. Battery Charge/Booster: AMPs 12V/24V Boost, 50 AMP 12V Charge (Optional for 19 HP Engine Only) Drive System: Belt Driven Fuel Capacity: 11.5 Gal. or Plumb to Chassis (Kohler® 19). Dimensions: 48.2L x 22.2W x 40.8H - 30 Gal. Kohler® 19 HP. 10' Remote Panel. (Installation will be performed at Compressed Air Systems Inc. at 9303 Stannum Street, Tampa. The pricing includes a complete factory certified installation of the system. We would like to schedule a pre build call with a representative of your agency so we can discuss additional options for your connection points. If you require gauges, regulators, manifolds, quick disconnect's or variable connection points we can tailor the installation to your application. Additional Charges Will apply.)	\$14,300.00



ALL PRICES INCLUDE FREIGHT AND INSTALLATION

CAS AIR-N-ARC 300 DIESEL	VANAIR Air N Arc 300 system, provides more efficient use of your truck bed and reduces cost by combining five power sources - Rotary screw on-demand air compressor, 7 kW generator, 300 AMP welder, battery booster and battery charger - into one single unit. Designed as a true two generator system, the Air N Arc 300 series allows multi-functioning such as welding and generator for lights for night time service Engine Diesel: 25 HP Kubota®, Liquid Cooled (Tier 4 Compliant) Air Compressor Rotary Screw: 175 PSI, 40 CFM. Generator: 7 kW Peak - 6.8 kW Continuous, AC Power, 60 Hz, Single Phase, 120V and 240V Outlets. Welder: High Frequency DC welding, 270 AMPS at 100% duty cycle CC: 40-300 AMPS Operating Range, CV: 15-30 Volts. Battery Charge/Booster: 300 AMPS 12V/24V Boost, 50 AMP 12V Charge Drive System Belt Driven Fuel Capacity: 12 Gal. Integral Tank. w/ 10' Remote Panel. (Installation will be performed at Compressed Air Systems Inc. at 9303 Stannum Street, Tampa. The pricing includes a complete factory certified installation of the system. We would like to schedule a pre build call with a representative of your agency so we can discuss additional options for your connection points. If you require gauges, regulators, manifolds, quick disconnect's or variable connection points we can tailor the installation to your application. Additional Charges Will apply.)	\$29,645.00
CAS AIR-N-ARC 300 GAS	VANAIR Air N Arc 300 system, provides more efficient use of your truck bed and reduces cost by combining five power sources - Rotary screw on-demand air compressor, 7 kW generator, 300 AMP welder, battery booster and battery charger - into one single unit. Designed as a true two generator system, the Air N Arc 300 series allows multi-functioning such as welding and generator for lights for night time service Engine Gas: Engine Gas: 26.5 HP Kohler®, Air Cooled. Air Compressor Rotary Screw: 175 PSI, 40 CFM. Generator: 7 kW Peak - 6.8 kW Continuous, AC Power, 60 Hz, Single Phase, 120V and 240V Outlets. Welder: High Frequency DC welding, 270 AMPS at 100% duty cycle CC: 40-300 AMPS Operating Range, CV: 15-30 Volts. Battery Charge/Booster: 300 AMPS 12V/24V Boost, 50 AMP 12V Charge Drive System Belt Driven Fuel Capacity: 12 Gal. Integral Tank. w/ 10' Remote Panel (Installation will be performed at Compressed Air Systems Inc. at 9303 Stannum Street, Tampa. The pricing includes a complete factory certified installation of the system. We would like to schedule a pre build call with a representative of your agency so we can discuss additional options for your connection points. If you require gauges, regulators, manifolds, quick disconnect's or variable connection points we can tailor the installation to your application. Additional Charges Will apply.)	\$21,875.00
CAS AIR-N-ARC 300 HYDRAULIC 14.5	VANAIR Air N Arc® 300 Hydraulic All-In-One Power System® features the innovation of being hydraulically driven, while still offering all the advantages of the Air N Arc® 300 engine drive system including a 40 CFM rotary screw air compressor, 300 AMP welder, 300 AMP 12V charger and 12V/24V booster, and 7 kW generator. Designed as a true two generator system, the Air N Arc® 300 Hydraulic allows simultaneous dual functionality such as welding and generator for nighttime service. The system offers a small footprint for side pack or behind-the-cab mounting and is ideal for trucks with hydraulics already installed, such as crane trucks. Drive System: Open Center Hydraulic. Hydraulic Requirements: 14.5 GPM @ 2500 PSI Single function. Air Compressor: Rotary Screw, 40 CFM, 175 PSI. Generator: 7 kW Peak - 6.8 kW Continuous, AC Power, 60 Hz, Single Phase, 120V and 240V Outlets. Welder: High Frequency DC Welding, 270 AMPS at 100% Duty Cycle CC: 40-300 AMPS Operating Range, CV: 15-30 Volts. Battery Booster/Charger: 300 AMPS 12V/24V Boost, 50 AMP 12V Charge. w/ 10' Remote Panel. (Installation will be performed at Compressed Air Systems Inc. at 9303 Stannum Street, Tampa. The pricing includes a complete factory certified installation of the system. We would like to schedule a pre build call with a representative of your agency so we can discuss additional options for your connection points. If you require gauges, regulators, manifolds, quick disconnect's or variable connection points we can tailor the installation to your application. Additional Charges Will apply.)	\$18,775.00
CAS AIR-N-ARC 300 HYDRAULIC 19	VANAIR Air N Arc® 300 Hydraulic All-In-One Power System® features the innovation of being hydraulically driven, while still offering all the advantages of the Air N Arc® 300 engine drive system including a 40 CFM rotary screw air compressor, 300 AMP welder, 300 AMP 12V charger and 12V/24V booster, and 7 kW generator. Designed as a true two generator system, the Air N Arc® 300 Hydraulic allows simultaneous dual functionality such as welding and generator for lights for nighttime service. The system offers a small footprint for side pack or behind-the-cab mounting and is ideal for trucks with hydraulics already installed, such as crane trucks. Drive System: Open Center Hydraulic. Hydraulic Requirements: 19 GPM @ 2800 PSI Multifunction. Air Compressor: Rotary Screw, 40 CFM, 175 PSI. Generator: 7 kW Peak - 6.8 kW Continuous, AC Power, 60 Hz, Single Phase, 120V and 240V Outlets. Welder: High Frequency DC Welding, 270 AMPS at 100% Duty Cycle CC: 40-300 AMPS Operating Range, CV: 15-30 Volts. Battery Booster/Charger: 300 AMPS 12V/24V Boost, 50 AMP 12V Charge (Installation will be performed at Compressed Air Systems Inc. at 9303 Stannum Street, Tampa. The pricing includes a complete factory certified installation of the system. We would like to schedule a pre build call with a representative of your agency so we can discuss additional options for your connection points. If you require gauges, regulators, manifolds, quick disconnect's or variable connection points we can tailor the installation to your application. Additional Charges Will apply.)	\$18,780.00
CAS POWERFLEX AE	VANAIR Powerflex AE provides 40 cfm rotary screw air compressor for air-on-demand that can power up to 1" impact wrench and a 7kW generator for all our electric needs, the Powerflex™ AE provides you with the tools to get the job done, with your truck engines turned off. CFM Rating: 40 CFM @ High Speed. Air Pressure: 150 PSI. Compressor Type: Rotary Screw. AC Generator: 6.8 kW @ 60 Hz, 120/240 V. Engine Type: 25 HP Kubota® Tier 4 Final. Drive System: Belt Driven. Fuel Type: Diesel. Fuel Capacity: Integrated 12 Gal. w/ 10' Remote Panel. (Installation will be performed at Compressed Air Systems Inc. at 9303 Stannum Street, Tampa. The pricing includes a complete factory certified installation of the system. We would like to schedule a pre build call with a representative of your agency so we can discuss additional options for your connection points. If you require gauges, regulators, manifolds, quick disconnect's or variable connection points we can tailor the installation to your application. Additional Charges Will apply.)	\$28,500.00



ALL PRICES INCLUDE FREIGHT AND INSTALLATION

CAS POWERFLEX AEH	VANAIR PowerFlex AEH provides a 40 CFM at 150 PSI rotary screw air compressor, a 6,800 watt AC generator, and powerful hydraulic pump, providing 13 GPM and up to 3000 PSI. Save fuel costs, increase your productivity and meet EPA challenges with the PowerFlex™ AEH. CFM Rating: 40 CFM @ High Speed / 30 CFM @ idle Speed. Air Pressure: 150 PSI AC Generator 6.8 kW @ 60 Hz, 120 / 240V. Compressor Type: Rotary Screw. Hydraulic Flow: Up to 13 GPM. Hydraulic Pressure: Up to 3000 PSI Engine Type 25 HP Kubota® Tier 4 Final. Drive System: Belt Driven. Fuel Type: Dieselw/ 10' Remote Panel. (Installation will be performed at Compressed Air Systems Inc. at 9303 Stannum Street, Tampa. The pricing includes a complete factory certified installation of the system. We would like to schedule a pre build call with a representative of your agency so we can discuss additional options for your connection points. If you require gauges, regulators, manifolds, quick disconnect's or variable connection points we can tailor the installation to your application. Additional Charges Will apply.)	\$31,585.00
CAS POWERFLEX AH	VANAIR PowerFlex AH provides a 40 CFM at 150 PSI rotary screw air compressor and hydraulic pump, providing 13 GPM and up to 3000 PSI with an integrated hydraulic reservoir. Tier 4 Final compliant, the PowerFlex™ AH is small enough to fit in a variety of load spaces. CFM Rating: 40 CFM @ High Speed / 30 CFM @ idle Speed. Air Pressure: 150 PSI. Hydraulic Flow: Up to 13 GPM. Hydraulic Pressure: Up to 3000 PSI. Engine Type: 25 HP Kubota® Tier 4 Final. Drive System: Belt Driven. Fuel Type: Diesel. Fuel Capacity: Plumb to Chassis. Compressor Type: Rotary Screw w/ 10' Remote Panel. (Installation will be performed at Compressed Air Systems Inc. at 9303 Stannum Street, Tampa. The pricing includes a complete factory certified installation of the system. We would like to schedule a pre build call with a representative of your agency so we can discuss additional options for your connection points. If you require gauges, regulators, manifolds, quick disconnect's or variable connection points we can tailor the installation to your application. Additional Charges Will apply.)	\$31,180.00
VMAC PTO DTM70H	VMAC (PTO Driven Air Compressor & Hydraulic pump) Air Compressor Output Up to 70 CFM* @ 100 psi (175 psi max); actual CFM output dependent on engine RPM Air Compressor Type PTO driven, direct transmission mounted, 100% duty cycle, VMAC oil-injected rotary screw. Weight (wet) Approximately 180 lbs (81.6 kg) PTO (included) CHELSEA® 249 Series, electrically actuated, PTO indicator lamp Throttle Control 2 throttle control set-points available Adjustable up to 3,000 RPM Allows for dual speed operation with cranes that have available input/output for high idle mode Control System On/Off function of PTO and compressor LCD display Service notifications Error messages System temperature Compatible with start/stop crane modules Allows for simultaneous operation of both the air compressor and hydraulic pump Safety System Automatic compressor heater function Compressor over-temp sensor Automatic rapid blow-down valve on tank 200 psi air pressure relief valve Truck drive disable circuit on throttle control Truck park brake safety shut-off switch on control box Installation will be performed at Compressed Air Systems Inc. at 9303 Stannum Street, Tampa. The pricing includes a complete factory certified installation of the VMAC system with the unit discharging at the rear of the vehicle utilizing a single Chicago Coupling connection for hook up. We would like to schedule the delivery of the vehicle with a representative of your company so we can discuss additional options for your connection points. If you require gauges, regulators, manifolds, quick disconnect's or variable connection points we can tailor the installation to your application.	\$20,425.00
CAS AIR-N-ARC 300 OPEN	VANAIR Air N Arc I-300 six forms of power in a single 48" unit with full multi-functioning capabilities. Provides an integrated 40 CFM rotary screw compressor, 7 kW AC generator, 300 AMP welder, battery booster and battery charger, with the added power of a 13 GPM hydraulic pump. The Air N Arc® I-300 offers enough power to run a crane and the technology to integrate with the crane control. Engine: 25 HP Kubota®, Liquid Cooled (Tier 4 Compliant) Air Compressor: Rotary Screw, 40 CFM Free Air at High Speed 30 CFM Free Air at Idle, 175 PSI Generator: 7 kW Peak - 6.8 kW Continuous, AC Power, 60 Hz, Single Phase, 120V GFCI and 240V Outlets Hydraulic Output: Up to 13 GPM, Up to 3000 PSI (10.5 GPM Hydraulic Piston Pump) Welder: High Frequency DC Welding, 270 AMPs at 100% Duty Cycle CC: 40-300 AMPs Operating Range, CV: 15-30 Volts Battery Charge/Booster: 300 AMPs 12V/24V Boost, 50 AMP 12V Charge Drive System: Belt Driven Fuel Capacity: Plumb to Chassis or Remote Tank Provided by Customer.Open System w/10' Remote Panel. (Installation will be performed at Compressed Air Systems Inc. at 9303 Stannum Street, Tampa. The pricing includes a complete factory certified installation of the system (additional charges apply for connection points.	\$38,000.00
VMAC 50 HOSE	50' HOSE AND REEL FOR VMAC COMPRESSED AIR SYSTEM. AT TIME OF VMAC UNDERHOOD INSTALLATION, IT WILL BE INSTALLED IN REAR COMPARTMENT OF UTILITY BODY WITH ROLLER FAIR-LEAD THROUG BACK OF BODY.	\$520.00
Knapheide		
K VMAC-DTM70	VMAC DTM70 Air Compressor, with Filter Regulator Lubricator, 10 Gal Air Reciver, 3/4 NPTF Valve. ***Requires Ford F250-F550 6.7L Diesel w/ PTO Port.*** (AIR COMPRESSOR ONLY, SEE DTM70-H FOR COMPRESSOR & HYDRAULIC PUMP COMBO)	\$18,435.00
K VMAC-DTM70-H	VMAC DTM70-H Air Compressor / Hydraulic System, with Filter Regulator Lubricator, 10 Gal Air Reciver, 3/4 NPTF Valve. (Includes PTO and choice of Hydraulic Pump) ***Requires Ford F250-F550 6.7L Diesel w/ PTO Port.***	\$21,005.00
K VA CONTRACTOR	VANAIR 14HP KOHLER 5KW PEAK AC GENERATOR 4.2KW CONTINUOUS 20 CFM RECIPROCATING COMPRESSOR 30 GAL. AIR STORAGE 1.9 GAL. FUEL STORAGE BATTERY INCLUDED	\$8,215.00
K VA VIPER	VANAIR VIPER 40/100 KOHLER w/5.2 GEN 120 VOLT, 40 ICFM @ 100 PSIG @ 3320 RPM 120 VOLT OPERATION ONLY. 20 AMP & 30 AMP OUTLETS.	\$17,655.00
K VIPER CONTROL	Auxillary control panel, specify mounting location.	\$1,705.00

CHASSIS



ALL PRICES INCLUDE FREIGHT AND INSTALLATION

K HR50	Hose reel with 50' x 3/8" air hose mounted on reinforced compartment top, specify mounting location.	\$1,190.00
--------	--	------------

SPECIALTY BODIES

CONTAINER CARRIER

K STEL 53036	Stellar container carrier includes: reservoir and valve bank for cable controls-96" three section. power take off (PTO) Hydraulic pump, plastic fender assembly for use on chassis with 19.5" Tires, 30k pintle hitch bumper assembly, FMVSS108 compliant light kit, backup alarm, and 7 & 4 wire trailer connector, pintle NOT included. (Includes 2nd Stage MSO, Weight Slip, & Completed Vehicle Certification.)	\$53,165.00
--------------	---	-------------

K STEL ROT	Upgrade to include rotator for Stellar Container Carrier.	\$27,110.00
------------	---	-------------

MOBILE LUBE VEHICLE

QT LUBE	11' TORKT Mini Lube Body 84" CA with Sherwin Williams Genesis Paint to Match Cab, Black Liner (Bottom of Body, Platform), Enclosed Reel Compartment 60"H with LED Lighting Rear Roll Up Door, (2) Underbody Boxes, (2) Side Cabinets 60" High with Shelves and LED Lighting, Filter Drain Box, Amber Strobe Mounted Top Reel Compartment, (6) LED Work Lights. (4) Rear, (1) Front Left Corner, (1) Front Right Corner, Factory Backup Camera Installed, HYDRAULICS: PTO Installed, Single Pump, 10 GPM, 40 Gal Hydraulic Tank, Return Filter, High Pressure Filter Installed After Pump, AIR SYSTEM: BOSS BA440 Hydraulic Reciprocating Compressor, (2) 10 Gal Air Tanks Mounted Under Body, Crimped Air Lines Lincoln Air Regulator (250psi Rated), Reelcraft 50' 1/2" Air Reel, (1) 135 Gal Poly Tank, (3) 75 Gal Poly Tank, (4) Graco 5:1 Air Pumps Individually Regulated, (4) Reelcraft 50' New, product Reels, (4) Graco Digital All Weather Nozzles (Rigid Nozzle Standard), SALVAGE: (1) 190 Gal Poly Tank, Graco Diaphragm Pump, Graco 4 Way Valve and Strainer, Reelcraft 35' 3/4" Suction Hose w/ Stinger. (Includes 2nd Stage MSO, Completed Vehicle Certificate, & Weight Slip). Requires 19.5k GVWR & PTO.	\$128,745.00
---------	---	--------------

CUE'S CAMERA

RP CUES-DRY	ROCKPORT DRY BOX DESIGNED FOR CUES 16'L x 96"W x 84"H ALUMINUM SHEET & POST .040 ALUMINUM SIDEWALL, Z SHAPED GALVANIZED SIDE POSTS ON 16" CENTERS 12" ALUMINUM FRONT RADIUS, 5" EXTRUDED ALUMINUM VERTICAL CORNERS 5" TUBE SHAPE LONG SILLS, 3" FORMED CHANNEL CROSSMEMBERS .032 ALUMINUM ONE PIECE ROOF, REAR MUD FLAPS RECESSED LED CLEARANCE LIGHTS, FLUSH REAR SILL WITH DRAIN TROUGH E- COATED REAR STRUCTURE, HIGH IMPACT FRONT RADIUS CORNERS REAR LED LIGHTS IN SIDE POSTS, FULL UNDERCOATING 3 YEAR 36,000 MILE LIMITED WARRANTY TRUE NOMINAL BODY LENGTH BEHIND SET BACK WALL REAR BACK-UP ALARM DELETE CARGO DOME LIGHT & SWITCHES. FLOOR CROSS MEMBERS ON 12" CENTERS IN LIEU OF 16", 3" C-CHANNEL. PINE PLANK FLOOR IN LIEU OF HARDWOOD. REAR STRUCTURE - SPECIAL. VERTICAL POSTS EXTENDED TO MATCH LOWER SKIRTING, NO HOLES FOR R-UP LATCH OR RAMP. SPECIAL FULL WIDTH 12"D STEEL POOCHED REAR BUMPER, DIAMOND PLATE BACKSPLASH 17" FROM TOP OF BUMPER TO TO TOP OF LOWER THRESHOLD/FLOOR. ROCKPORT FLAT FLOOR OR WHEELWELL UNIT. "RESTRICTED OPTION" ROOF BOWS ON 12" CENTERS IN LIEU OF 24" ALUMINUM TUBE ROOF REINFORCEMENT (AC UNIT OR ROOF VENT) FULL WIDTH FRP REAR SWING DOORS WITH CAM BAR LOCKS & SIDEWALL PROTECTION PLATES. FIBERGLASS INSULATION W/ ALUMINUM FRAME & KEMLITE LINER OVER INTERIOR PLYWOOD. REQUIRES RP0034 FRP DOORS. (02) ADDITIONAL REAR DOOR HINGES (04) PER DOOR. REQUIRES RP0034 FRP DOORS. STAINLESS STEEL CAM BAR HARDWARE & RODS IN LIU OF STANDARD. REQUIRES RP0034 FRP DOORS. # POLAR DELETE STANDARD PLYWOOD LINER DELETE STANDARD D-RINGS FREIGHT TO CUES IN ORLANDO, FL (Req's 19,500 GVWR Chassis with 120" CA) ROCKPORT VAN AND TRUCK BODIES FORD DROP SHIP: 86O153 GM DROP SHIP: 300519	\$16,945.00
-------------	--	-------------

CTV F550-TVONLY	CUES TV Only Build-Out for Ford F-550 or Chevy 5500 (Req's 120" CA) Diesel Chassis with 16FT Cargo Box EVO3.0 Interior Group for Control & Equipment Rooms, Onan Diesel Generator System, Storage Package, Power Boom Crane, Mainline Pan/Tilt Camera, Rear View Camera & Transporter Package for 6" - 24" Pipe Sizes, 1,000FT Multi-Conductor Cable Package, Summit Power Control System Package, GraniteNet Premium Software Package with Rack Mount Computer System, Cable Protection Package, REDI-Kit Evaluation System, Five Days On-Site Training, Delivery. Full Equipment List Available Upon Request. Package is for Build-Out Only, Does Not Included Chassis or Box.	\$260,955.00
-----------------	--	--------------

CTV F550-TVDUC	CUES TV/DUC Build-Out for Ford F-550 or Chevy 5500 (Req's 120" CA) Diesel Chassis EVO3.0 Interior Group for Control & Equipment Rooms, Onan Diesel Generator System, Storage Package, Power Boom Crane, Mainline Pan/Tilt Camera, Rear View Camera & Transporter Package for 8" - 24" Pipe Sizes, 1,000FT Multi-Conductor Cable Package, Summit Power Control System Package, Full DUC Digital Side-Scanning System with DUC Software Package, GraniteNet Premium Software Package with Rack Mount Computer System, Cable Protection Package, REDI-Kit Evaluation System, Five Days On-Site Training, Delivery. Full Equipment List Available Upon Request. Package is for Build-Out Only, Does Not Include Chassis or Box.	\$347,090.00
----------------	---	--------------

CHASSIS



ALL PRICES INCLUDE FREIGHT AND INSTALLATION

CTV F550-TVLAMP2	CUES TV/LAMP2 Build-Out for Ford F-550 or Chevy 5500 (Req's 120" CA) Diesel Chassis. EVO3.0 Interior Group for Control & Equipment Rooms, Onan Diesel Generator System, Storage Package, Power Boom Crane, Mainline Pan/Tilt Camera, Rear View Camera & Transporter Package for 6" - 24" Pipe Sizes, 1,000FT Multi-Conductor Cable Package, Summit Power Control System Package, Full LAMP2 Lateral Launch System with Micro Pan/Tilt Camera, GraniteNet Premium Software Package with Rack Mount Computer System, Lateral Inspection Module for GraniteNet, Cable Protection Package, REDI-Kit Evaluation System, Five Days On-Site Training, Delivery. Full Equipment List Available Upon Request. Package is for Build-Out Only, Does Not Included Chassis or Box.	\$402,840.00
------------------	---	--------------

LIGHTNING LOADER

PI TL3-BASE	Petersen Industries TL3 with walk through lever controls, Heavy Duty swing motor, Single Cylinder Grapple, 60" Boom-Up warning light, HD Control Box (Horn, Engine Throttle, Engine Kill Tandem Hydraulic Pump), Petersen standard enamel paint for loader, 20' X 30' hardox steel, Barn Doors, Wire loom for body wiring, LED Body marker lights (15 total), ANSI Z245.1 Package, Outrigger pads, Outrigger HDHI LED strobes, (2) Frame Mounted toolboxes (18"x18"x48"), Dual LED strobes mounted on pedestal head, Work Lights, set of two, mounted on each side of pedestal head & (2) grill mounted amber strobes. (Includes 2nd stage MSO, weight slip, & final-stage manufacturers completed vehicle certification.) - (Requires Cab Chassis with 168" CA & 33,000 GVWR)	\$113,750.00
-------------	--	--------------

ROLLING STAR CONVERSIONS

RS FIBER BOX	FIBER SPLICING TRUCK BODYTRUCK BODY Standard - 140" long x 92" wideInterior height to be approx. 80" over all height lowered 8" One-piece seamless FRP insulated composite wall construction custom low profile frame with aluminum plank floor. This option is needed to lower the overall height. Advantech or equivalent composite subfloor 12" bottom skirt Full Width Rear Step Bumper Interior Walls, Ceiling, and Floor Finish 1" foam side-wall insulation 6" ceiling insulation - 80 - 84" interior height Bright white gel coat interior and exterior wall finish rhino line over aluminum Entry Doors / Access Doors 1 Single rear door, right hand hinge, flush latch - increase from standard 24" W to a 32" W door NO WINDOW IN REAR DOOR 24 in. W side door, right hand hinge, flush latch, window in top half -2- 18"x18" lift up fiber cable access doors with 2"x6" cable slot door with interior latch, opening outward 12V / 110V Electrica -1- 15.5 kW Onan Commercial/Industrial Gasoline Generator in integral compartment; installation includes insulated FRP construction, locking access door and automatic transfer switch and 12V deep cycle battery (assume fuel supply from truck fuel system) 150 amp panel box, include main & circuit breakers 150-amp shore power outlet w/25' power cord -6- 110 volt 15 amp duplex outlets -2- 110 V GFI outlets w/ weathertite box; one on rear exterior wall and one on curbside exterior rear -2- 24" square led ceiling lights (flush mount) - THREE-WAY SWITCHED Progressive Dynamics 9200 Series "Charge Wizard" -1- 12 V 60-amp converter/charger system with 6-watt solar battery maintainer and deep cycle battery -2- 12 volt roof mounted strobe lights -2- 12 volt interior dome lights - THREE-WAY SWITCHED -2- Tecniq 12V LED Flood light, 9"x7" surface mount on rear exterior w/interior wall switch; one on curbside centered and one on the rear upper left (streetside) corner -2- Tecniq 12V LED Porch lights - one at each entry door with individual switch at each door -1- ECCO 3410 Arrow light bar -4- 48" Under-shelf task lights to be mounted below 12" overhead shelves (additional costs listed in Cabinetry / Interior Storage section below) Heating and Air Conditioning and Ventilation -1- 12kbtu split ductless a/c unit mounted on front wall with guard -1- 12 volt powered roof vent with cover - thermostatically controlled with rain sensor) Cabinetry / Interior Storage -1- 24"D countertop, full length of streetside wall, laminate finish - BLACK LAMINATE -1- 24"D countertop, running from rear wall to just before entry door on curbside wall, laminate finish - BLACK LAMINATE -1- 12" overhead shelf w/supports and under-shelf task lighting - two (2) 48" LED strip lights - STREETSIDE -1- 12" overhead shelf w/supports and under-shelf task lighting - two (2) 48" LED strip lights - CURBSIDE -1- 24"D removable work surface with fold down leg & storage bracket - BLACK LAMINATE -1- American Van LUC-18 Lockable Cabinet 18"D x 22"H -3- American Van MED-10 Large Parts/Tools Drawer Units -4- 3/4" Deep Drawers 4-Drawer unit -2- American Van MED30 Large Parts/Tools Drawer Units -4- 3/4" Deep Drawers 2-Drawer unit 2 American Van SED-20 Small Parts Drawer Units -2- 1/8" Deep Drawers 4-Drawer unit -2- SETS of American Van flip open locking doors on overhead storage shelves - both sides (three on streetside and two on curbside) Misc. Equipment -1- Fire Extinguisher - 5 lbs. -1- First Aid Kit -1- Carbon monoxide detector / smoke detector -1- Radio coax jack, "wire mold" installation, includes 50 ohm (RG58AU or equivalent) coax cable connected to (1) roof mounted screw-on antenna base. -1- Installation for truck leaf spring, generator side includes folding rear bumper aluminum bumper step. (Furnished and Installed by Rolling Star NY) Price includes transportation from NY to FL.	\$63,000.00
--------------	---	-------------



ALL PRICES INCLUDE FREIGHT AND INSTALLATION

RS SWAT CONV	Rolling Star SWAT Conversion for Transit Hi-Roof EL, unit specifications upfit to extra long high top ford transit insulated finish interior white glecoat frp. insulated bulk head wall for rear storage and generator compartment. Shelves beside generator and across the top of generator. Storage for 8 colt rifles curb side rear. insulated finish interior ceiling white glecoat frp. vinyl strip curtain for access to the rear countertop drivers side with file drawer under cushion bench with back lumbar cushion support and storage under -2- 24"x 3' magnetic white boards over work station approx 114" overhead cabinets open up doors and led strip under cabinet lighting -2- 4" w desk top across rear bulk head wall with wall mount flat screen monitor desk will allow for end seats at the benches passengers side aprox 6' bench with storage under, 6u 20" depth eia rack 110v system 5k onan commercial mobile generator mounted rear compartment with auto transfer switch, 12volt battery with converter charger, remote start and work station or drivers area. Uses vehicle fuel tank. 50 amp panel 25' detachable shore line -2- exterior gfi protected outlets -4- 110v duplex outlets at work station -1- quad outlet at eia rack -1- 13,500 btu low pro airconditioner -1- 1500 wat wall controlled forced air heaters. -1- 32" flat screen monitor over rear desk hdmi vga cable to work station -12 volt -4- 17x6 led ceiling lights -2- exterior led scene light high intensity -1- maxx air roof vent remote control -2- rear storage led lights on door switch. And led rear area light -4- roof mount antenna bases run to work station -1- cell phone antenna -2- cat 6 lines to eia rack from work station and hdmi vga -1- digital clock. Price Includes Delivery from NY to FL. (Conversion completed by Rolling Star of New York)	\$105,285.00
--------------	--	--------------

SOUTHERN SEWER

SS DIAMONDBACK	New Way Diamondback 8 yard rear loader refuse body 8 Cubic Yard Body Capacity Semi-Automatic Cycling Auto Back Pack Auto Lock Tailgate Back Up Alarm Light Bar ICC Lights and Reflectors Sight Gauge on Oil Tank Oil Pressure Gauge Quick Disconnect Pressure Port at Front Valve Chrome Cylinders Side Access Door Rear Vision Camera Driver Alert Buzzer Tailgate Ajar Indicator Riding Steps on Rear LED Body Lights Hot Shift PTO with Overspeed and Pump Halogen Work Lights Inside Upper Tailgate, Shining in Hopper Strobe Light Safety Shutdown Curbside Acrylic Urethane Enamel Single Color Paint 10 lb. Fire Extinguisher Triangle Kit Plastic Fenders 1 Year Body & Hydraulic Warranty 2 Year Cylinder Warranty Minimum Chassis Requirements: 108" CA 50" After Frame 17,000 lb. GVWR, Tires must meet Florida DOT GVWR requirements Automatic Transmission (For use with Hot Shift PTO listed Above) (Includes Final Stage Manufacturer certification, 2nd Stage MSO, and Weight Slip)	\$67,625.00
----------------	---	-------------

SS MAMBA	New Way Mamba 8 yard side loader refuse body 8 Cubic Yard Body Capacity with Body Lift Hot Shift PTO with Overspeed and Pump Auto Lock Tailgate Back up Alarm LED Body Lights Halogen Work Lights in Hopper Strobe Light Manual Packing Controls Sight Gauge on Oil Tank Pressure Gauge Quick Connect Pressure Port at Front Valve Safety Shutdown Curbside & Streetside Acrylic Urethane Enamel Single Color Paint Chrome Cylinders Tailgate Ajar Indicator Rear Vision Camera System 10 lb. Fire Extinguisher Triangle Kit 1 Year Body and Hydraulic Warranty 2 Year Cylinder Warranty Minimum Chassis Requirements: 108" CA 60" After Frame 18,000 lb. GVWR, Tires must meet Florida DOT GVWR Requirements Automatic Transmission (for use with Hot Shift PTO listed above) (Includes Final Stage Manufacturer certification, 2nd Stage MSO, and Weight Slip)	\$78,405.00
----------	--	-------------

SS VIPER 11YD	New Way Viper 11 yard rear loader refuse body 11 Cubic Yard Body Capacity Hot Shift with Overspeed with Pump Pack On The Go Semi-Automatic Cycling Auto Back Pack Auto Lock Tailgate Back up Alarm LED Body Lights halogen Work Lights Inside Upper Tailgate Strobe Light Light Bar Sight Gauge on Oil Tank Oil Pressure Gauge Quick Connect Pressure Port at Front Valve Chrome Cylinders Side Access Door Driver Alert Buzzer Tailgate Ajar Indicator Riding Steps on Rear Shovel/Broom Rack, Mounted Street Side Tailgate Safety Shutdown Curbside Acrylic Urethane Enamel Single Color Paint Rear Vision Camera System 10 lb. Fire Extinguisher Triangle Kit 1 Year Body and Hydraulic Warranty 2 Year Cylinder Warranty Minimum Chassis Requirements: 102" CA 50" After Frame 27,500 lb. GVWR, Tires must meet Florida DOT GVWR requirements Automatic Transmission (For use with Hot Shift listed Above) (Includes Final Stage Manufacturer certification, 2nd Stage MSO, and Weight Slip)	\$78,825.00
---------------	--	-------------

SS COBRA 20YD	New Way Cobra 20 yard rear loader refuse body 20 Cubic Yard Body Capacity Hot Shift with Overspeed with Pump Pack On The Go Semi-Automatic Cycling Auto Back Pack Auto Lock Tailgate Back up Alarm LED Body Lights Halogen Work Lights Inside Upper Tailgate Strobe Light ICC Lights and Reflectors Light Bar Hydraulic Tank Temperature Gauge Right Side Hydraulic Tank Access Port Sight Gauge on Oil Tank Oil Pressure Gauge Chrome Cylinders Side Access Door Driver Alert Buzzer Safety Shutdown Curbside Tailgate Ajar Indicator Bolt On Steps On Rear Shovel/Broom Rack Mounted Street Side Tailgate Acrylic Urethane Enamel Single Color Paint Rear Vision Camera System 10 lb. Fire Extinguisher triangle Kit 1 Year Body and Hydraulic Warranty 2 Year Cylinder Warranty (Includes Final Stage Manufacturer certification, 2nd Stage MSO, and Weight Slip)	\$89,350.00
---------------	--	-------------



ALL PRICES INCLUDE FREIGHT AND INSTALLATION

BUS CONVERSIONS

BUS25	25 passenger includes: DRIVER'S RUNNING BOARD, EXHAUST ROUTED TO STREETSIDE, BATTERY BOX WITH SLIDE OUT TRAY, STAINLESS STEEL WHEEL INSERTS , WHITE EXTERIOR, 76" HEADROOM, WHITE/GRAY INTERIOR SIDEWALLS AND CEILING, LED INTERIOR DOME LIGHTS , TRANSIT STYLE WINDOWS, T SLIDER TOPS, TINTED, ELECTRIC ENTRANCE DOOR WITH EXTERIOR KEYSWITCH, EXTERIOR LED LIGHT, ENTRANCE GRAB RAIL, BOTH SIDES, MODESTY PANEL WITH STANCHION AT ENTRANCE DOOR AND BEHIND DRIVER, 5/8" MARINE GRADE PLYWOOD SUBFLOOR, GRAY RUBBER FLOORING AND WHITE STANDEE LINE, BACK UP ALARM & BACK UP CAMERA WITH MONITOR, AM/FM/MP3/USB PLAYER AND SIX SPEAKERS, INTERIOR MIRROR, REAR WINDOW / EMERGENCY EXIT, ROOF HATCH / EMERGENCY EXIT, L.E.D. BRAKE, TAIL, TURN, BACKUP, MARKER, AND CLEARANCE LIGHTS, FREEDMAN MID-HIGH SEATS WITH SEAT BELTS, AISLE SIDE FLIP UP ARM RESTS, FREEDMAN DRIVERS SEAT WITH RH ARMRES, LEVEL 1 SEATING UPHOLSTERY ON PASSENGER AND DRIVER SEATS, 82,000 BTU AIR CONDITIONING SYSTEM, 45,000 BTU REAR HEATER, FAST IDLE , EMERGENCY TRIANGLE KIT/FIRST AID KIT AND FIRE EXTINGUISHER"	\$64,175.00
-------	--	-------------

DRY FREIGHT BOXES

12' ALUMINUM BOX

K DRY 12 AL	KNAPHEIDE 12' Aluminum DRY FREIGHT 96"X84" , Pine floor, Universal lining, ICC bumper, Dome Light (Includes 2nd Stage MSO, Weight Slip, & Completed Vehicle Certification.)	\$14,440.00
-------------	---	-------------

14' ALUMINUM BOX

K DRY 14 AL	KNAPHEIDE 14' Aluminum 96"X84" DRY FREIGHT, Pine floor, Universal lining, ICC bumper, Dome Light (Includes 2nd Stage MSO, Weight Slip, & Completed Vehicle Certification.)	\$15,880.00
-------------	--	-------------

16' ALUMINUM BOX

K DRY 16 AL	KNAPHEIDE 16' Aluminum 96"X84" DRY FREIGHT, Pine floor, Universal lining, ICC bumper, Dome Light (Includes 2nd Stage MSO, Weight Slip, & Completed Vehicle Certification.)	\$16,390.00
-------------	--	-------------

18' ALUMINUM BOX

K DRY 18 AL	KNAPHEIDE 18' Aluminum 96"X96" Dry Freight, Oak floor, Universal lining, ICC bumper, Dome Light (Includes 2nd Stage MSO, Weight Slip, & Completed Vehicle Certification.)	\$17,905.00
-------------	---	-------------

20' ALUMINUM BOX

K DRY 20 AL	KNAPHEIDE 20' Aluminum 96"X96" DRY Freight, Oak floor, Universal lining, ICC bumper, Dome Light (Includes 2nd Stage MSO, Weight Slip, & Completed Vehicle Certification.)	\$18,495.00
-------------	---	-------------

22' ALUMINUM BOX

K DRY 22 AL	KNAPHEIDE 22' Aluminum 96"X96" Dry Freight, Oak floor, Universal lining, ICC bumper, Dome Light (Includes 2nd Stage MSO, Weight Slip, & Completed Vehicle Certification.)	\$19,570.00
-------------	---	-------------

24' ALUMINUM BOX

K DRY 24 AL	KNAPHEIDE 24' Aluminum 96"X96" Dry Freight, Oak floor, Universal lining, ICC bumper, Dome Light (Includes 2nd Stage MSO, Weight Slip, & Completed Vehicle Certification.)	\$20,090.00
-------------	---	-------------

26' ALUMINUM BOX

K DRY 26 AL	KNAPHEIDE 26' Aluminum 96"X96" Dry Freight, Oak floor, Universal lining, ICC bumper, Dome Light (Includes 2nd Stage MSO, Weight Slip, & Completed Vehicle Certification.)	\$21,390.00
-------------	---	-------------

CHASSIS



ALL PRICES INCLUDE FREIGHT AND INSTALLATION

REFRIGERATION BODIES

16BOX-REEFER	Thermo King HD 16' INSULATED BOX TRUCK WITH INT HEIGHT 86" INT WIDTH 89" EXTERIOR WIDTH 96" INSULATION 3" Insulation sides and ceiling, 4" front wall and floor REAR DOOR Whiting Temp Guard 1-1/2" medium temp overhead door FLOOR Aluminum Treadplate Floor, Welded Water Tight 4 Drains and kazoos 1 in each corner LONG SILLS 4" "I" Beam CROSSMEMBERS 3" "I" Beam on 12" centers LINING One piece seamless Kemlite, sides, front, ceiling ROOF .032 aluminum one piece EXTERIOR PANELS .040 Prepainted white aluminum, side posts on 16" centers REAR FRAME Galvanealed steel rear frame, painted white GRAB HANDLES Curbside & roadside SCUFF 24" Aluminum Treadplate scuff sides and front LIGHTING (interior) One (1) LED Domelight with switch in rear LIGHTING (exterior) LED lighting package per FMVSS 108. CARGO CONTROL Two (2) Rows of E-Track sides only located 36" and 60" from floor to center of track. LIFTGATE Tommy Gate 89-20EA55 89" X 55" + 12" Aluminum Platform Railgate *2,000lb Capacity *Liftgate will be welded to rear frame and painted INCLUDED OPTIONS Three (3) folding steps and grab handle, front roadside corner post Reece Receiver Tube, welded to ICC Bumper 7-Way Electric Plug, uninstalled customer to install Install Wire for door cutoff switch REINFORCE Bulkhead prepped for ThermoKing T-680 series. (Refrigeration unit not included) - (Requires 19,500lb GVWR chassis with 120"CA)	\$37,900.00
24BOX-REEFER	Thermo King HD 24' Insulated T-890-50 truck with precise temperature control and ease of use and service. Added feature of Electric Standby for full electric operation. INCLUDES: New easier to operate T-Series "Premium" SR3 Controller, Telematics Ready, Recyclable Geloy Injected Molded Skins, Poly-V stretch belt with quiet channel technology, Tier 4 diesel engine, Robotic welded steel frame with automotive grade 2 coat paint finish, Liquid level fill alerts, 24' Body Insulated Box, Thieman Stowaway 4,000 Liftgate, Installation, & Freight. (MEDIUM DUTY DIESEL CHASSIS REQUIRED)	\$75,360.00

AERIAL DEVICES

ETI / PALFINGER

ETI ETT29AN	ETI - PALFINGER AERIAL DEVICE with 34' working height, 29' ground to bottom of bucket, 20'9" side reach. Includes: Switch at lower controls wired to unit options, Emergency Power at basket, Lower controls assembly, includes lower control override, Electric Tool Circuit (110V) at bucket--NOTE--Wired to inverter to power this outlet, Bucket, 24 X 30 L/DOOR LH REC HDL, Two Inclinometers One centered in cab in view of driver One CS rear - right of Triple ID Light, Palfinger Aerial Body - Galvaneal Steel (108") painted white with standard shelving, master lockin system, PAB 42" Long Tailshelf Smooth plate entryway steps on curbside with grip strut step underneath. Hand rail on left hand side of entry Through box in tailshelf with a 8" x 17.5" wide opening. Access doors on both side with whale tail latches -keyed alike at the body Receiver tube at the rear (MGTW 10,000#, MAX TONGUE WEIGHT 1,200#) (CLASS IV), Non-skid coating on compartment tops, load area walls and floor, tailshelf floor, and entry steps, back up alarm, 350 Lb Basket Capacity, 6 prong (pole) round trailer socket, Bucket Cover with foam insert for 24X30 bucket, Dimension 1800 Watt-Pure Sinewave Inverter w/One Battery, DOT Kit -- 5 LB. ABC fire extinguisher mounted in cab if there is no interference, triangle Warning Kit, 2 Rubber Wheel Chocks, 8.5Wx10.5Lx5.75H, Cone Holder. (REQUIRES PTO PROVISION, 15K GVWR, 60" CA).	\$76,965.00
ETI ETC 40IH	ETI - PALFINGER AERIAL DEVICE with 44' 9" Working Height, 39' 9" Ground to Bottom of Bucket, 29' 6" Side Reach. Includes: Continuous rotation, fiberglass inner boom, Manual emergency lowering valve at bucket controls, Start/Stop at basket, 2-Speed Throttle at basket, Emergency Power at basket, Switch at lower controls wired to unit options, Non-Metallic 4-Function Single-Handle Control with Hydraulic Tool Circuit with flow divider and pressure relief, Bucket, 24 X 30 L/STEP RH CTRL, Two Inclinometers: One centered in cab in view of driver, One CS rear - right of Triple ID Light, PAB 36" Long Tailshelf Smooth plate entryway steps on curbside with grip strut step underneath. Hand rail on left hand side of entry Through box in tailshelf with a 8" x 17.5" wide opening. Access doors on both side with whale tail latches -keyed alike at the body Receiver tube at the rear (MGTW 10,000#, MAX TONGUE WEIGHT 1,200#) (CLASS IV), Paint body standard ETI White, Non-skid coating on compartment tops, load area walls and floor, tailshelf floor, and entry steps, 12" Aluminum Grab Handle on rear of body on the curbside, Outrigger slot covers in the tailshelf area, Tailboard, Composite, Yellow, Drop-in, Backup Alarm, 6 prong (pole) round trailer socket, Bucket Cover with foam insert for 24X30 bucket, 24X30 Bucket Liner-polyethylene, DOT Kit -- 5 LB. ABC fire extinguisher mounted in cab if there is no interference, Triangle Warning Kit, Cone Holder, Wheel chocks (2) with hair pin metal handle (REQUIRES PTO PROVISION, 15K GVWR, 60" CA).	\$103,575.00

LIFT GATES

Knapheide - Service Bodies

K LG13-SB	Maxon C2-54-1342 TP27 1300 lb capacity service body lift gate 49" x 27"+ 4" (includes duplicate STT lights).	\$4,310.00
K LG13-2PC-SB	Maxon C2-54-1342 TP38 1300 lb capacity service body lift gate 49" x 38"+ 4" 2- PC (includes duplicate STT lights).	\$4,480.00
K LG16-SB	Maxon C2-54-1642 TP27 1600 lb capacity service body lift gate 49" x 27"+ 4" (includes duplicate STT lights).	\$4,590.00

CHASSIS



863-402-4234

chris.wilson@alanjay.com



CITY OF TALLAHASSEE

ALL PRICES INCLUDE FREIGHT AND INSTALLATION

K LG16-2PC-SB Maxon C2-54-1642 TP38 1600 lb capacity service body lift gate 49" x 38"+ 4" 2- PC (includes duplicate STT lights). \$4,835.00

K LG-MAX-DUPLICATE Maxon Duplicate Turn Signal LED Light Kit. \$580.00

Premier - Service Body

PTC LG13-SB Tommy Gate G2-54-1342 TP27 Direct Cylinder Lift 1300 lb Capacity 49" x 27"+ 4" Service Body Liftgate \$4,560.00

PTC LG13-2PC-SB Tommy Gate G2-54-1342 TP38 Direct Cylinder Lift 1300 lb Capacity 49" x 38"+ 4" 2- PC Service Body Liftgate \$4,845.00

PTC LG16-SB Tommy Gate G2-54-1642 TP27 Direct Cylinder Lift 1600 lb Capacity 49" x 27"+ 4" Service Body Liftgate \$4,845.00

PTC LG16-2PC-SB Tommy Gate G2-54-1642 TP38 Direct Cylinder Lift 1600 lb Capacity 49" x 38"+ 4" 2- PC Service Body Liftgate \$5,135.00

PTC LG-TG-DUPLICATE Tommy Gate Duplicate Turn Signal LED Light Kit. \$560.00

DVA - Service Body

DVA LG13-SB Maxon C2-54-1342 TP27 Direct Cylinder Lift 1300 lb Capacity 49" x 27"+ 4" for Service Bodies (includes duplicate STT lights). \$3,840.00

DVA LG13-SB-2PC Maxon C2-54-1342 TP38 Direct Cylinder Lift 1300 lb Capacity 49" x 38"+ 4" 2- PC for Service Bodies (includes duplicate STT lights). \$4,080.00

DVA LG16-SB Maxon C2-54-1542 TP27 Direct Cylinder Lift 1600 lb Capacity 49" x 27"+ 4" for Service Bodies (includes duplicate STT lights). \$3,840.00

DVA LG16-SB-2PC Maxon C2-54-1542 TP38 Direct Cylinder Lift 1600 lb Capacity 49" x 38"+ 4" 2- PC for Service Bodies (includes duplicate STT lights). \$4,080.00

Premier - Flat Bed / Stake / Van Body

PTC LG16-ST37-RG Tommy Gate 89-16 TP37 1600 lb Capacity 89" x 37"+ 6". Railgate style for Stake and Van Body Applications. \$6,660.00

PTC LG20-ST37-RG Tommy Gate 89-20 TP37 2000 lb Capacity 89" x 37"+ 6". Railgate style for Stake and Van Body Applications. \$6,800.00

PTC LG20-ST42-RG Tommy Gate 89-20 TP42 2000 lb Capacity 89" x 42"+ 6". Railgate style for Stake and Van Body Applications. \$7,140.00

PTC LG30-ST36-RG Tommy Gate 89-30 TP36 3000 lb Capacity 89" x 36"+ 12". Railgate style for Stake and Van Body Applications. \$9,720.00

PTC LG30-ST48-RG Tommy Gate 89-30 TP48 3000 lb Capacity 89" x 48"+ 12". Railgate style for Stake and Van Body Applications. \$10,380.00

PTC LG-TG-DUPLICATE Tommy Gate Duplicate Turn Signal LED Light Kit. \$560.00

PTC LG16-AL37-RG Tommy Gate G2-92-1650 EA37 1600 lb Capacity 87" x 37"+ 6" Aluminum Platform, for flatbed, & stake bodies \$6,765.00

PTC LG16-AL41-RG Tommy Gate G2-92-1650 EA41 1600 lb Capacity 87" x 41"+ 6" Aluminum Platform, for flatbed, & stake bodies \$7,265.00

PTC LG16-ST35-RG Tommy Gate G2-92-1650 TP35 1600 lb Capacity 87" x 35"+ 6", for flatbed, & stake bodies \$5,580.00

PTC LG16-ST41-RG Tommy Gate G2-92-1650 TP41 1600 lb Capacity 87" x 41"+ 6", for flatbed, & stake bodies \$6,100.00

Knapheide - Flat Bed / Stake / Van Bodies

K LG16-AL37-RG Maxon C2-92-1650 EA37 1600 lb flat bed, stake and van body lift gate 87" x 37"+ 6" aluminum platform (includes duplicate STT lights). \$6,630.00

K LG16-AL41-RG Maxon C2-92-1650 EA41 1600 lb flat bed, stake and van body lift gate 87" x 41"+ 6" aluminum platform (includes duplicate STT lights). \$7,090.00

K LG16-ST35-RG Maxon C2-92-1650 TP35 1600 lb flat bed, stake and van body lift gate 87" x 35"+ 6" (includes duplicate STT lights). \$5,680.00

K LG16-ST41-RG Maxon C2-92-1650 TP41 1600 lb flat bed, stake and van body lift gate 87" x 41"+ 6" (includes duplicate STT lights). \$6,050.00

K LG12-ST36-RG Thieman TVL-125 1250 lb capacity rail gate 85" x 36"+ 5" (includes duplicate STT lights). \$6,045.00

K LG16-ST36-RG Thieman TVL-16 1600 lb capacity rail gate 90" x 36"+ 5" (includes duplicate STT lights). \$6,350.00

CHASSIS



ALL PRICES INCLUDE FREIGHT AND INSTALLATION

K LG20-ST36-RG	Thieman TVL-20 36+5 2000 lb capacity rail gate 90" x 36"+ 5" (includes duplicate STT lights).	\$7,100.00
K LG20-ST42-RG	Thieman TVL-20 42+5 2000 lb capacity rail gate 90" x 42"+ 5" (includes duplicate STT lights).	\$7,390.00
K LG30-ST36-RG	Thieman TVL-30 36+5 3000 lb capacity rail gate 90" x 36"+ 5" (includes duplicate STT lights).	\$8,245.00
K LG30-ST42-RG	Thieman TVL-30 42+5 3000 lb capacity rail gate 90" x 42"+ 5" (includes duplicate STT lights).	\$8,520.00
K M-16	Thieman 1600 lb capacity dry freight tuckaway 72" x36"+ 6" (includes duplicate STT lights).	\$5,865.00
K M-16 W	Thieman 1600 lb capacity dry freight tuckaway 72" x 42" Wedge min bed height 45" (includes duplicate STT lights).	\$6,285.00
K M-20	Thieman 2000 lb capacity dry freight tuckaway 72" x36"+ 6" (includes duplicate STT lights).	\$5,995.00
K M-20 W	Thieman 2000 lb capacity dry freight tuckaway 72" x 42" Wedge min bed height 45" (includes duplicate STT lights).	\$6,415.00
K M-25	Thieman 2500 lb capacity dry freight tuckaway 72" x36"+ 6" (includes duplicate STT lights).	\$6,605.00
K M-25 W	Thieman 2500 lb capacity dry freight tuckaway 72" x 42" Wedge min bed height 45" (includes duplicate STT lights).	\$6,990.00
K M-30	Thieman 3000 lb capacity dry freight tuckaway 72" x36"+ 6" (includes duplicate STT lights).	\$7,475.00
K MLB-16	Thieman 1600 lb capacity cutaway tuckaway 72" x32"+ 5" (includes duplicate STT lights).	\$5,955.00
K MLB-16 W	Thieman 1600 lb capacity cutaway tuckaway 72" x 38" Wedge (includes duplicate STT lights).	\$6,175.00
K MLB-20	Thieman 2000 lb capacity cutaway tuckaway 72" x32"+ 5" (includes duplicate STT lights).	\$6,085.00
K MLB-20 W	Thieman 2000 lb capacity cutaway tuckaway 72" x 38" Wedge (includes duplicate STT lights).	\$6,240.00

Premier - TuckAway

PTC LG20-TUCK-W	Dhollandia lift gate with 2,200lbs capacity, 38"+4" x 79" all aluminum platform, requires bed height minimum of: 37" - 44" (laden/unladen)	\$6,300.00
PTC LG25-TUCK-W	Dhollandia lift gate with 2,500lbs capacity, 50" x 85" full aluminum platform, requires bed height minimum: 39" - 51" (laden/unladen).	\$6,700.00

9' Dual Rear Wheel Utility Bodies (Minimum 60" CA)

Knapheide

K 6108J	Knapheide 9' SRW utility body for 60" CA (Includes 2nd Stage MSO, Weight Slip, & Completed Vehicle Certification.)	\$10,700.00
K 6108DJ	Knapheide 9' DRW utility body for 60" CA (Includes 2nd Stage MSO, Weight Slip, & Completed Vehicle Certification.)	\$11,310.00
K 6108DFJ	Knapheide 9' DRW flip top utility body for 60" CA (CHEVY NON-GTY) (Includes 2nd Stage MSO, Weight Slip, & Completed Vehicle Certification.)	\$12,775.00
K 6108D54J	Knapheide 9' DRW Wide utility body 54" Load Floor for 60" CA (GMC/CHEVY Req's GTY) (Includes 2nd Stage MSO, Weight Slip, & Completed Vehicle Certification.)	\$12,045.00
K 6108D54FJ	Knapheide 9' DRW Wide utility body with Flip Tops 54" Load Floor for 60" CA (GMC/CHEVY Req's GTY) (Includes 2nd Stage MSO, Weight Slip, & Completed Vehicle Certification.)	\$13,325.00
K MLS-6	Master locking system 6-door bodies	\$735.00
K RKE-6	Remote keyless entry 6-door bodies	\$1,625.00
K TH6	T-Handle Latches 6-door bodies	\$400.00
K NOTCH-DUAL	* Diesel Only notch utility body to accommodate DEF Tank on Dual Fuel Tank applications (Will affect Interior Compartment Size)	\$750.00
K GM-SGL	*GM Diesel Only - Relocate DEF Tank for Diesel Chevy/GMC 3500 Cab Chassis ordered with factory single rear fuel tank.	\$420.00

CHASSIS



ALL PRICES INCLUDE FREIGHT AND INSTALLATION

CE6K-3 (3/5)	Venturo 2000lb Electric Mast Folding Crane 6,000 ft - lbs crane with 2,000lb lifting capacity. Includes 3'-5' manual boom, adjustable 13 - 19" boom rest, 150 amp circuit breaker, includes bumper reinforcement & jack leg.	\$6,990.00
CE6K-3 (4/7)	Venturo 2000lb Electric Mast Folding Crane 6,000 ft - lbs crane with 2,000lb lifting capacity. Includes 4'-7' manual boom, adjustable 13 - 19" boom rest, 150 amp circuit breaker, includes bumper reinforcement & jack leg.	\$7,770.00
EC3200-LD	Stellar 3200lb EH 11,500 ft. lb. crane with hydraulic extension 7 - 11ft, manual extension 11 - 15 ft, adj boom rest 18 - 26" 150 amp circuit breaker, single side spring build up, crane reinforcement, manual outriggers, and additional battery in crane compartment.	\$24,500.00
ET8KX-LD	Venturo 3,200lb EH 8,000 ft. lb. crane with hydraulic elevation, hydraulic boom extension 6-10 ft, manual boom extension 10-14 ft, adj boom rest 13 - 19", 150 amp circuit breaker, single side spring build up, crane reinforcement, manual outriggers, and additional battery in crane compartment.	\$25,345.00

Reading - DVA

DVA SLU108ADW	9' Reading Standard Line utility body factory powder coated white with SST paddle latches (Includes 2nd stage MSO, weight slip, & final-stage manufacturers completed vehicle certification.) Req 60" CA	\$11,740.00
DVA 108ADW	9' Reading Classic II DRW utility body reading Classic II factory powder coated white with SST Paddle Latches (Includes 2nd stage MSO, weight slip, & final-stage manufacturers completed vehicle certification.) Req's 60" CA dual rear wheel	\$12,470.00
DVA LM-98-108	Latch Matic Remote Locking System (installed at Reading)	\$1,500.00
DVA GM-SGL	*GM Diesel Only - Relocate DEF Tank for Diesel Chevy/GMC 3500 Cab Chassis ordered with factory single rear fuel tank.	\$435.00

Warner

PTC WS2108-DRW	Warner 9' DRW Powder Coated Utility Body for 60" CA Furnished and installed by Premier Truck Center (Includes 2nd stage MSO, weight slip, & final-stage manufacturers completed vehicle certification.)	\$13,810.00
PTC WS2108-DRW-FLIP	Warner 9' DRW Powder Coated Utility Body for 60" CA with Flip-top option. Furnished and installed by Premier Truck Center (Includes 2nd stage MSO, weight slip, & final-stage manufacturers completed vehicle certification.)	\$14,745.00
PTC MLS6	Master Locking System for 6-door bodies.	\$810.00
PTC THDL6	T-Handle Latches for 6-door bodies.	\$750.00
PTC-BROOKLYN-8/9	Brooklyn Bars for 8'-9' Body	\$1,165.00
PTC GM-SGL	*GM Diesel Only - Relocate DEF Tank for Diesel Chevy/GMC 3500 Cab Chassis ordered with factory single rear fuel tank.	\$750.00
PTC NOTCH-DUAL	* Diesel Only notch utility body to accommodate DEF Tank on Dual Fuel Tank applications (Will affect Interior Compartment Size)	\$1,250.00

11' Dual Rear Wheel Utility Bodies (Minimum 84" CA)

Reading - DVA

DVA SLU132ADW	11' Reading Standard Line utility body factory powder coated white with SST paddle latches (Includes 2nd stage MSO, weight slip, & final-stage manufacturers completed vehicle certification.) Req 84" CA	\$13,570.00
DVA 132ADW	11' Reading Classic II DRW utility body reading Classic II factory powder coated white with SST Paddle Latches (Includes 2nd stage MSO, weight slip, & final-stage manufacturers completed vehicle certification.) Req's 84" CA dual rear wheel	\$16,250.00
DVA LM RSV 132	Latch Matic Remote Locking System (installed at Reading)	\$2,000.00
DVA GM-SGL	*GM Diesel Only - Relocate DEF Tank for Diesel Chevy/GMC 3500 Cab Chassis ordered with factory single rear fuel tank.	\$435.00
DVA NOTCH-DUAL	* Diesel Only notch utility body to accommodate DEF Tank on Dual Fuel Tank applications (Will affect Interior Compartment Size)	\$375.00

Knapheide

K 6132D54FJ	Knapheide 11' DRW Wide utility body with Flip Tops 54" Load Floor for 84" CA (GMC/CHEVY Req's GTY) (Includes 2nd Stage MSO, Weight Slip, & Completed Vehicle Certification.)	\$14,240.00
-------------	--	-------------

CHASSIS



ALL PRICES INCLUDE FREIGHT AND INSTALLATION

K 6132D54J	Knapheide 11' DRW Wide utility body 54" Load Floor for 84" CA (GMC/CHEVY Req's GTY) (Includes 2nd Stage MSO, Weight Slip, & Completed Vehicle Certification.)	\$12,900.00
K MLS-8	Master locking system 8-door bodies	\$910.00
K RKE-8	Remote keyless entry 8-door bodies	\$2,150.00
K TH8	T-Handle Latches 8-door bodies	\$685.00
K NOTCH-DUAL	* Diesel Only notch utility body to accommodate DEF Tank on Dual Fuel Tank applications (Will affect Interior Compartment Size)	\$750.00
K GM-SGL	*GM Diesel Only - Relocate DEF Tank for Diesel Chevy/GMC 3500 Cab Chassis ordered with factory single rear fuel tank.	\$420.00
EC3200-LD	Stellar 3200lb EH 11,500 ft. lb. crane with hydraulic extension 7 - 11ft, manual extension 11 - 15 ft, adj boom rest 18 - 26" 150 amp circuit breaker, single side spring build up, crane reinforcement, manual outriggers, and additional battery in crane compartment.	\$24,500.00
ET8KX-LD	Venturo 3,200lb EH 8,000 ft. lb. crane with hydraulic elevation, hydraulic boom extension 6-10 ft, manual boom extension 10-14 ft, adj boom rest 13 - 19", 150 amp circuit breaker, single side spring build up, crane reinforcement, manual outriggers, and additional battery in crane compartment.	\$25,345.00

Warner

PTC WS2132	Warner 11' DRW Powder Coated Utility Body for 84" CA Furnished and installed by Premier Truck Center (Includes 2nd stage MSO, weight slip, & final-stage manufacturers completed vehicle certification.)	\$16,220.00
PTC WS132-FLIP	Warner 11' DRW Powder Coated Utility Body for 84" CA with Flip-top option. Furnished and installed by Premier Truck Center (Includes 2nd stage MSO, weight slip, & final-stage manufacturers completed vehicle certification.)	\$17,805.00
PTC-BROOKLYN-11	Brooklyn Bars for 11' Body	\$1,240.00
PTC-MLS8	Master Lock System for 8-door body.	\$905.00
PTC THDL8	T-Handle Latches for 8-door bodies.	\$1,000.00
PTC GM-SGL	*GM Diesel Only - Relocate DEF Tank for Diesel Chevy/GMC 3500 Cab Chassis ordered with factory single rear fuel tank.	\$750.00
PTC NOTCH-DUAL	* Diesel Only notch utility body to accommodate DEF Tank on Dual Fuel Tank applications (Will affect Interior Compartment Size)	\$1,250.00

Knapheide HD

K 6127D-LCF-G	Knapheide 11' DRW utility body for 86.5 CA Chevy Low Cab Forward GAS (Includes 2nd Stage MSO, Weight Slip, & Completed Vehicle Certification.)	\$12,900.00
K 6127D-LCF-D	Knapheide 11' DRW utility body for 86.5 CA Chevy Low Cab Forward DIESEL (Includes 2nd Stage MSO, Weight Slip, & Completed Vehicle Certification.)	\$14,120.00
K 6133HC	Knapheide 11' DRW utility body for 84" CA medium duty chassis. (Includes 2nd Stage MSO, Weight Slip, & Completed Vehicle Certification.)	\$17,920.00
K KC127H2089-LCF	Knapheide 11' DRW Enclosed service body for 86.5 CA Chevy Low Cab Forward (Includes 2nd Stage MSO, Weight Slip, & Completed Vehicle Certification.)	\$17,710.00
K MLS-8	Master locking system 8-door bodies	\$910.00
K RKE-8	Remote keyless entry 8-door bodies	\$2,150.00
K TH8	T-Handle Latches 8-door bodies	\$685.00



ALL PRICES INCLUDE FREIGHT AND INSTALLATION

COVERED UTILITY BODIES

Knapheide

KNAP KC108L2094	KNAPHEIDE 9' DRW Enclosed Body 107.25" Length, 68" Height, 20" Deep Compts, 49.5" Wide Rear Door, 50.5" Interior Height (Includes 2nd Stage MSO, Weight Slip, & Completed Vehicle Certification.)	\$20,310.00
KNAP KC108M2094	KNAPHEIDE 9' DRW Enclosed body, 107.25" Length, 78" Height, 20" Deep Compts, 49.5" Wide Rear Door, 60.5" Interior Height (Includes 2nd Stage MSO, Weight Slip, & Completed Vehicle Certification.)	\$20,800.00
KNAP KC108H2094	KNAPHEIDE 9' DRW Enclosed body, 107.25" Length, 90" Height, 20" Deep Compts, 49.5" Wide Rear Door, 72.5" Interior Height (Includes 2nd Stage MSO, Weight Slip, & Completed Vehicle Certification.)	\$21,285.00
KNAP KC132L2094	KNAPHEIDE 11' DRW Enclosed Body, 133.25" Length, 68" Height, 20" Deep Compts, 49.5" Wide Rear Door, 50.5" Interior Height (Includes 2nd Stage MSO, Weight Slip, & Completed Vehicle Certification.)	\$22,620.00
KNAP KC132M2094	KNAPHEIDE 11' DRW Enclosed body, 133.25" Length, 78" Height, 20" Deep Compts, 49.5" Wide Rear Door, 60.5" Interior Height (Includes 2nd Stage MSO, Weight Slip, & Completed Vehicle Certification.)	\$23,110.00
KNAP KC132H2094	KNAPHEIDE 11' DRW Enclosed body, 133.25" Length, 90" Height, 20" Deep Compts, 49.5" Wide Rear Door, 72.5" Interior Height (Includes 2nd Stage MSO, Weight Slip, & Completed Vehicle Certification.)	\$23,595.00

CRANE BODIES AND CRANES

PALPRO

PP PCB20-108-3216	PALPRO PCB 20 Series 9' heavy duty galvanized steel crane body with Palfinger PSC3216E crane. Includes 19" treadplate bumper with outrigger cross tube, treadplate steps, and recess for integrated 16,000 lb. rated 2" hitch receiver tube (not compatible with vise mount options), manual out (crane side) crank down stabilizers standard right rear crane mounting compartment, compartment tops reinforced with structural angle, six (6) recessed cargo tie downs (6,000 lb. capacity), two (2) grab handles, 40" high side compartments, fully integrated and sealed automotive style harness kit, FMVSS 108 LED light and reflector kit, mudflap brackets, entire body electro coat (E-Coat) primer, understructure and bottom of compartments undercoated. Adjustable aluminum divider trays in compartments. Master Locking system installed. Palfinger model PSC 3216E telescopic service crane; 12,500 ft. lbs., 16' reach capability, one hydraulic / one manual extension, 4,000 Lb. vertical lift capacity, - 5 to +80 degree boom elevation, double acting cylinders with load holding valves on all cylinders, overload shutdown system, radio remote control, decals, crane hook, load line block, Ecoat prime, finish paint white topcoat and crane tie down bolt kit, single stage common white. (Includes 2nd Stage MSO, Weight Slip, & Completed Vehicle Certification.) Requires 60" CA and 10,001 lb GVWR.	\$64,395.00
PP PCB20-132-3216	PALPRO PCB 20 Series 11' heavy duty galvanized steel crane body with Palfinger PSC3216E crane. Includes 19" treadplate bumper with outrigger cross tube, treadplate steps, and recess for integrated 16,000 lb. rated 2" hitch receiver tube (not compatible with vise mount options), manual out (crane side) crank down stabilizers, standard right rear crane mounting compartment, compartment tops reinforced with structural angle, eight (8) recessed cargo tie downs (6,000 lb. capacity), two (2) grab handles, 40" high side compartments, fully integrated and sealed automotive style harness kit, FMVSS 108 LED light and reflector kit, mudflap brackets, entire body electro coat (E-Coat) primer, understructure and bottom of compartments undercoated. Adjustable aluminum divider trays in compartments. Master locking system installed, Palfinger model PSC 3216E telescopic service crane; 12,500 ft. lbs., 16' reach capability, one hydraulic / one manual extension, 4,000 Lb. vertical lift capacity, - 5 to +80 degree boom elevation, double acting cylinders with load holding valves on all cylinders, overload shutdown system, radio remote control, decals, crane hook, load line block, Ecoat prime, finish paint white topcoat single stage common white. (Includes 2nd Stage MSO, Weight Slip, & Completed Vehicle Certification.) Requires 84" CA and 10,001 lb GVWR.	\$68,425.00
PP PCB20-108-4025	PALPRO PCB 20 Series 9' heavy duty galvanized steel crane body with Palfinger 4025E crane. Includes 19" treadplate bumper with outrigger cross tube, treadplate steps, and recess for integrated 16,000 lb. rated 2" hitch receiver tube (not compatible with vise mount options), manual out (crane side) crank down stabilizers, standard right rear crane mounting compartment, compartment tops reinforced with structural angle, six (6) recessed cargo tie downs (6,000 lb. capacity), two (2) grab handles, 40" high side compartments, fully integrated and sealed automotive style harness kit, FMVSS 108 LED light and reflector kit, mudflap brackets, entire body electro coat (E-Coat) primer, understructure and bottom of compartments undercoated, adjustable aluminum divider trays in compartments, master locking system installed, Palfinger model PSC 4025E telescopic service crane; 18,500 ft. lbs., 25' reach capability, two hydraulic powered extensions, 4,000 Lb. vertical lift capacity, - 5 to +80 degree boom elevation, double acting cylinders with load holding valves on all cylinders, overload shutdown system, radio remote control, decals, crane hook, load line block, Ecoat prime, finish paint white topcoat paint single stage common white. (Includes 2nd Stage MSO, Weight Slip, & Completed Vehicle Certification.) Requires 60" CA and 10,001 lb GVWR.	\$75,210.00

CHASSIS



ALL PRICES INCLUDE FREIGHT AND INSTALLATION

PP PCB20-132-4025	PALPRO PCB 20 Series 11' heavy duty galvanized steel crane body with Palfinger 4025E crane. Includes 19" treadplate bumper with outrigger cross tube, treadplate steps, and recess for integrated 16,000 lb. rated 2" hitch receiver tube (not compatible with vise mount options), manual out (crane side) crank down stabilizers, standard right rear crane mounting compartment, compartment tops reinforced with structural angle, six (8) recessed cargo tie downs (6,000 lb. capacity), two (2) grab handles, 40" high side compartments, fully integrated and sealed automotive style harness kit, FMVSS 108 LED light and reflector kit, mudflap brackets, entire body electro coat (E-Coat) primer, understructure and bottom of compartments undercoated, adjustable aluminum divider trays in compartments, master locking system installed, Palfinger model PSC 4025E telescopic service crane; 18,500 ft. lbs., 25' reach capability, two hydraulic powered extensions, 4,000 Lb. vertical lift capacity, - 5 to +80 degree boom elevation, double acting cylinders with load holding valves on all cylinders, overload shutdown system, radio remote control, decals, crane hook, load line block, Ecoat prime, finish paint white topcoat paint single stage common white. (Includes 2nd Stage MSO, Weight Slip, & Completed Vehicle Certification.) Requires 84" CA and 10,001 lb GVWR.	\$79,040.00
PP PCB39-108-5025	PALPRO PCB 39 Series 9' heavy duty galvanized steel crane body with Palfinger 5025E crane. Includes 21" workbench tailshelf with outrigger cross tube, through compartment, 1/4" Top Plate work surface and integrated 16,000 lb rated 2" hitch receiver tube & rear manual out (crane side) crank down stabilizers, standard right rear crane mounting compartment, all aluminum doors and hinges, six (6) recessed cargo tie downs (6,000 lb. capacity), two (2) grab handles, 44" high side compartments, fully integrated and sealed automotive style harness kit and electrical system with easy access power distribution panel, FMVSS 108 LED light and reflector kit, mudflap brackets, entire body electro coat (E-Coat) primer, interior of compartments lined with Zolatone AIM White interior coating, understructure and bottom of compartments undercoated, adjustable aluminum divider trays in compartments, master locking system, Palfinger model PSC 5025E telescopic service crane; 32,500 ft. lbs., 25' reach capability, two hydraulic powered extensions, 5,000 Lb. vertical lift capacity, - 5 to +80 degree boom elevation, double acting cylinders with load holding valves on all cylinders, overload shutdown system, radio remote control, decals, crane hook, load line block, Ecoat prime, finish paint white topcoat paint single stage common white. (Includes 2nd Stage MSO, Weight Slip, & Completed Vehicle Certification.) Requires 60" CA and 14,500 lb GVWR.	\$92,265.00
PP PCB39-132-5025	PALPRO PCB 39 Series 11' heavy duty galvanized steel crane body with Palfinger 5025E crane. Includes 21" workbench tailshelf with outrigger cross tube, through compartment, 1/4" top plate work surface and integrated 16,000 lb rated 2" hitch receiver tube & rear manual out (crane side) crank down stabilizers, standard right rear crane mounting compartment, all aluminum doors and hinges, six (6) recessed cargo tie downs (6,000 lb. capacity), two (2) grab handles, 44" high side compartments, fully integrated and sealed automotive style harness kit and electrical system with easy access power distribution panel, FMVSS 108 LED light and reflector kit, mudflap brackets, entire body electro coat (E-Coat) primer, interior of compartments lined with Zolatone AIM White interior coating, understructure and bottom of compartments undercoated, adjustable aluminum divider trays in compartments, master locking system, Palfinger model PSC 5025E telescopic service crane; 32,500 ft. lbs., 25' reach capability, two hydraulic powered extensions, 5,000 Lb. vertical lift capacity, - 5 to +80 degree boom elevation, double acting cylinders with load holding valves on all cylinders, overload shutdown system, radio remote control, decals, crane hook, load line block, Ecoat prime, finish paint white topcoat paint single stage common white. (Includes 2nd Stage MSO, Weight Slip, & Completed Vehicle Certification.) Requires 84" CA and 14,500 lb GVWR.	\$97,725.00
PP PCB39-132-6025	PALPRO PCB 39 Series 11' heavy duty galvanized steel crane body with Palfinger PSC6025E crane. Includes 21" workbench tailshelf with outrigger cross tube, through compartment, 1/4" top plate work surface and integrated 16,000 lb rated 2" hitch receiver tube & rear manual out (crane side) crank down stabilizers, standard right rear crane mounting compartment, all aluminum doors and hinges, six (8) recessed cargo tie downs (6,000 lb. capacity), two (2) grab handles, 44" high side compartments, fully integrated and sealed automotive style harness kit and electrical system with easy access power distribution panel, FMVSS 108 LED light and reflector kit, mudflap brackets, entire body electro coat (E-Coat) primer, interior of compartments lined with Zolatone AIM white interior coating, understructure and bottom of compartments undercoated, adjustable aluminum divider trays in compartments, master locking system, Palfinger model PSC 6025E telescopic service crane; 38,500 ft. lbs., 25' reach capability, two hydraulic powered extensions, 6,000 Lb. vertical lift capacity, - 25 to +75 degree boom elevation, double acting cylinders with load holding valves on all cylinders, overload shutdown system, radio remote control, decals, crane hook, load line block, Ecoat prime, finish paint white topcoat paint single stage common white. (Includes 2nd Stage MSO, Weight Slip, & Completed Vehicle Certification.) Requires 84" CA and 14,500 lb GVWR.	\$108,315.00
PP FLOOD	LED flood light kit (two lights) - includes harnesses for up to 6 lights.	\$2,155.00
PP ADD LED-2	(2) ADDITIONAL LED LIGHTS, MOUNTED ON FRONT OF BODY FACING OUTWARD.	\$260.00
PP ADD LED-4	(4) ADDITIONAL LED WORK LIGHTS, (2) MOUNTED ON FRONT OF BODY TO ILLUMINATE CARGO AREA AND (2) MOUNTED AT FRONT OF BODY FACING OUT TO ILLUMINATE WORKING AREA.	\$525.00
PP CAB SHIELD	Cab shield with 52" rack height (measured top of headache rack to top of frame rail).	\$1,215.00
PP PP20 BUMPER	UPGRADE 17" TREAD PLATE BUMPER TO 21" WORK BENCH BUMPER WITH THROUGH STORAGE AND VICE MOUNT PLATE.	\$5,530.00
PP BOOM-TIP	LED WORK LIGHTS MOUNTED ON HORSE HEAD OF BOOM TO ILLUMINATE HANGING WORKING AREA.	\$1,590.00
PP WILTON-6.5	WILTON 6.5" VICE MOUNTED TO VICE MOUNT PLATE (REQUIRES 21" WORK BENCH BUMPER).	\$1,210.00

CHASSIS



ALL PRICES INCLUDE FREIGHT AND INSTALLATION

PP WILTON-8 WILTON 8" VICE MOUNTED TO VICE MOUNT PLATE (REQUIRES 21" WORK BENCH BUMPER). \$1,560.00

PALPRO - Raised

PP PCB20-108CS-4025 PALPRO PCB 20 Series 9' heavy duty galvanized steel crane body with Palfinger 4025E crane. Includes 19" treadplate bumper with outrigger cross tube, treadplate steps, and recess for integrated 16,000 lb. rated 2" hitch receiver tube (not compatible with vise mount options), manual out (crane side) crank down stabilizers, standard right rear crane mounting compartment, compartment tops reinforced with structural angle, six (6) recessed cargo tie downs (6,000 lb. capacity), two (2) grab handles, 40" high side compartments with curbside 1st raised to 60"H for Oxy/act Bottles, tank bracket for 2 tanks, cargo area wall mounted, compartment vented, fully integrated and sealed automotive style harness kit, FMVSS 108 LED light and reflector kit, mudflap brackets, entire body electro coat (E-Coat) primer, understructure and bottom of compartments undercoated, adjustable aluminum divider trays in compartments, master locking system installed, Palfinger model PSC 4025E telescopic service crane; 18,500 ft. lbs., 25' reach capability, two hydraulic powered extensions, 4,000 Lb. vertical lift capacity, - 5 to +80 degree boom elevation, double acting cylinders with load holding valves on all cylinders, overload shutdown system, radio remote control, decals, crane hook, load line block, Ecoat prime, finish paint white topcoat paint single stage common white. (Includes 2nd Stage MSO, Weight Slip, & Completed Vehicle Certification.) Requires 60" CA and 10,001 lb GVWR. \$76,065.00

PP PCB20-132CS-4025 PALPRO PCB 20 Series 11' heavy duty galvanized steel crane body with Palfinger 4025E crane. Includes 19" treadplate bumper with outrigger cross tube, treadplate steps, and recess for integrated 16,000 lb. rated 2" hitch receiver tube (not compatible with vise mount options), manual out (crane side) crank down stabilizers, standard right rear crane mounting compartment, compartment tops reinforced with structural angle, six (8) recessed cargo tie downs (6,000 lb. capacity), two (2) grab handles, 40" high side compartments with curbside 1st raised to 60"H for Oxy/act Bottles, tank bracket for 2 tanks, cargo area wall mounted, compartment vented, fully integrated and sealed automotive style harness kit, FMVSS 108 LED light and reflector kit, mudflap brackets, entire body electro coat (E-Coat) primer, understructure and bottom of compartments undercoated, adjustable aluminum divider trays in compartments, master locking system installed, Palfinger model PSC 4025E telescopic service crane; 18,500 ft. lbs., 25' reach capability, two hydraulic powered extensions, 4,000 Lb. vertical lift capacity, - 5 to +80 degree boom elevation, double acting cylinders with load holding valves on all cylinders, overload shutdown system, radio remote control, decals, crane hook, load line block, Ecoat prime, finish paint white topcoat paint single stage common white. (Includes 2nd Stage MSO, Weight Slip, & Completed Vehicle Certification.) Requires 84" CA and 10,001 lb GVWR. \$78,495.00

PP PCB39-108CS-5025 PALPRO PCB 39 Series 9' heavy duty galvanized steel crane body with Palfinger 5025E crane. Includes 21" workbench tailshelf with outrigger cross tube, through compartment, 1/4" Top Plate work surface and integrated 16,000 lb rated 2" hitch receiver tube & rear manual out (crane side) crank down stabilizers, standard right rear crane mounting compartment, all aluminum doors and hinges, six (6) recessed cargo tie downs (6,000 lb. capacity), two (2) grab handles, 44" high side compartments, with curbside 1st raised to 60"H for Oxy/act Bottles, tank bracket for 2 tanks, cargo area wall mounted, compartment vented fully integrated and sealed automotive style harness kit and electrical system with easy access power distribution panel, FMVSS 108 LED light and reflector kit, mudflap brackets, entire body electro coat (E-Coat) primer, interior of compartments lined with Zolatone AIM White interior coating, understructure and bottom of compartments undercoated, adjustable aluminum divider trays in compartments, master locking system, Palfinger model PSC 5025E telescopic service crane; 32,500 ft. lbs., 25' reach capability, two hydraulic powered extensions, 5,000 Lb. vertical lift capacity, - 5 to +80 degree boom elevation, double acting cylinders with load holding valves on all cylinders, overload shutdown system, radio remote control, decals, crane hook, load line block, Ecoat prime, finish paint white topcoat paint single stage common white. (Includes 2nd Stage MSO, Weight Slip, & Completed Vehicle Certification.) Requires 60" CA and 14,500 lb GVWR. \$94,735.00

PP PCB39-132CS-5025 PALPRO PCB 39 Series 11' heavy duty galvanized steel crane body with Palfinger 5025E crane. Includes 21" workbench tailshelf with outrigger cross tube, through compartment, 1/4" top plate work surface and integrated 16,000 lb rated 2" hitch receiver tube & rear manual out (crane side) crank down stabilizers, standard right rear crane mounting compartment, all aluminum doors and hinges, six (6) recessed cargo tie downs (6,000 lb. capacity), two (2) grab handles, 44" high side compartments with curbside 1st raised to 60"H for Oxy/act Bottles, tank bracket for 2 tanks, cargo area wall mounted, compartment vented, fully integrated and sealed automotive style harness kit and electrical system with easy access power distribution panel, FMVSS 108 LED light and reflector kit, mudflap brackets, entire body electro coat (E-Coat) primer, interior of compartments lined with Zolatone AIM White interior coating, understructure and bottom of compartments undercoated, adjustable aluminum divider trays in compartments, master locking system, Palfinger model PSC 5025E telescopic service crane; 32,500 ft. lbs., 25' reach capability, two hydraulic powered extensions, 5,000 Lb. vertical lift capacity, - 5 to +80 degree boom elevation, double acting cylinders with load holding valves on all cylinders, overload shutdown system, radio remote control, decals, crane hook, load line block, Ecoat prime, finish paint white topcoat paint single stage common white. (Includes 2nd Stage MSO, Weight Slip, & Completed Vehicle Certification.) Requires 84" CA and 14,500 lb GVWR. \$102,940.00

ALL PRICES INCLUDE FREIGHT AND INSTALLATION

PP PCB39-132CS-6025	<p>PALPRO PCB 39 Series 11' heavy duty galvanized steel crane body with Palfinger PSC6025E crane. Includes 21" workbench tailshelf with outrigger cross tube, through compartment, 1/4" top plate work surface and integrated 16,000 lb rated 2" hitch receiver tube & rear manual out (crane side) crank down stabilizers, standard right rear crane mounting compartment, all aluminum doors and hinges, six (8) recessed cargo tie downs (6,000 lb. capacity), two (2) grab handles, 44" high side compartments with curbside 1st raised to 60"H for Oxy/act Bottles, tank bracket for 2 tanks, cargo area wall mounted, compartment vented, fully integrated and sealed automotive style harness kit and electrical system with easy access power distribution panel, FMVSS 108 LED light and reflector kit, mudflap brackets, entire body electro coat (E-Coat) primer, interior of compartments lined with Zolatone AIM white interior coating, understructure and bottom of compartments undercoated, adjustable aluminum divider trays in compartments, master locking system, Palfinger model PSC 6025E telescopic service crane; 38,500 ft. lbs., 25' reach capability, two hydraulic powered extensions, 6,000 Lb. vertical lift capacity, - 25 to +75 degree boom elevation, double acting cylinders with load holding valves on all cylinders, overload shutdown system, radio remote control, decals, crane hook, load line block, Ecoat prime, finish paint white topcoat paint single stage common white. (Includes 2nd Stage MSO, Weight Slip, & Completed Vehicle Certification.) Requires 84" CA and 14,500 lb GVWR.</p>	\$105,105.00
PP PCB43-132CS-8029	<p>PALPRO PCB 43 Series 11' heavy duty galvanized steel crane body with Palfinger PSC8029 crane. Includes 21" workbench tailshelf with outrigger cross tube, through compartment, 1/4" top plate work surface and integrated 16,000 lb rated 2" hitch receiver tube & rear power out (crane side) power down stabilizers, standard right rear crane mounting compartment, all aluminum doors and hinges, gas door shocks, eight (8) recessed cargo tie downs (6,000 lb. capacity), two (2) grab handles, 44" high side compartments with curbside 1st raised to 60"H for Oxy/act Bottles, tank bracket for 2 tanks, cargo area wall mounted, compartment vented, fully integrated and sealed automotive style harness kit and electrical system with easy access power distribution panel, FMVSS 108 LED light and reflector kit, mud flap brackets, entire body electro coat (E-Coat) primer, interior of compartments lined with Zolatone AIM white interior coating, understructure and bottom of compartments undercoated, Palfinger Model PSC 8029 telescopic mechanic field service crane; 43,000 ft./lbs. rating, 400 degree rotation, 29' hydraulic reach capability, 8,000 Lb. vertical lift capacity, -10 to +80 degree boom elevation, double acting cylinders with integrated load holding valves on all cylinders, four-spool remote control valve, overload shutdown system, hydraulic planetary drive winch with spring loaded roller, end layering limit switch and integral two-block damage prevention system, radio remote control, decals, crane hook, load line block, white and black finish pain, adjustable aluminum divider trays in compartments, master locking system, roll out drawer combination-aluminum (Streetside V1), PRC45V rotary screw hydraulic 45 cfm air compressor, topcoat paint single stage common white. (Includes 2nd Stage MSO, Weight Slip, & Completed Vehicle Certification.) Requires 84" CA, PTO provision, and 19,500 lb GVWR.</p>	\$127,280.00
PP PCB43-132-8029	<p>PALPRO PCB 43 Series 11' heavy duty galvanized steel crane body with Palfinger PSC8029 crane. Includes 21" workbench tailshelf with outrigger cross tube, through compartment, 1/4" top plate work surface and integrated 16,000 lb rated 2" hitch receiver tube & rear power out (crane side) power down stabilizers, standard right rear crane mounting compartment, all aluminum doors and hinges, gas door shocks, eight (8) recessed cargo tie downs (6,000 lb. capacity), two (2) grab handles, 44" high side compartments, fully integrated and sealed automotive style harness kit and electrical system with easy access power distribution panel, FMVSS 108 LED light and reflector kit, mud flap brackets, entire body electro coat (E-Coat) primer, interior of compartments lined with Zolatone AIM white interior coating, understructure and bottom of compartments undercoated, Palfinger Model PSC 8029 telescopic mechanic field service crane; 43,000 ft./lbs. rating, 400 degree rotation, 29' hydraulic reach capability, 8,000 Lb. vertical lift capacity, -10 to +80 degree boom elevation, double acting cylinders with integrated load holding valves on all cylinders, four-spool remote control valve, overload shutdown system, hydraulic planetary drive winch with spring loaded roller, end layering limit switch and integral two-block damage prevention system, radio remote control, decals, crane hook, load line block, white and black finish pain, adjustable aluminum divider trays in compartments, master locking system, roll out drawer combination-aluminum (Streetside V1), PRC45V rotary screw hydraulic 45 cfm air compressor, topcoat paint single stage common white. (Includes 2nd Stage MSO, Weight Slip, & Completed Vehicle Certification.) Requires 84" CA, PTO provision, and 19,500 lb GVWR.</p>	\$132,165.00
PP PCB72-132 - 10829	<p>PALPRO PCB 72 Series 11' heavy duty galvanized steel crane body with Palfinger PSC10829 crane. Includes 30" workbench tailshelf with outrigger cross tube, through compartment, 1/4" top plate work surface and integrated 16,000 lb rated 2" hitch receiver tube & rear power out (crane side) power down stabilizers, standard 52" high right rear crane mounting compartment, double panel steel doors, gas door shocks, 14" double panel tailgate, two (2) grab handles, 30" workbench bumper with through compartment, 5/16" plate work surface and recess for 30,000 lb pintle hitch with integrated 2" hitch receiver tube 16,000 lb rated, a fully integrated and sealed automotive style harness kit and electrical system with easy access power distribution panel, FMVSS 108 LED light and reflector kit, mud flap brackets, entire body electro coat (E-Coat) primer, interior of compartments lined with Zolatone AIM White white interior coating, understructure and bottom of compartments undercoated, Palfinger model PSC 10829 telescopic mechanic field service crane; 62,000 ft./lbs. rating, 400 degree rotation, 29' hydraulic reach capability, 10,800 Lb. vertical lift capacity, -10 to +80 degree boom elevation, double acting cylinders with integrated load holding valves on all cylinders, four-spool remote control valve, overload shutdown system, hydraulic planetary drive winch with spring loaded roller, end layering limit switch and integral two-block damage prevention system, radio remote control, decals, crane hook, line block, white and black finish paint Adjustable Aluminum divider trays in compartments, master locking system, roll out drawer combination - aluminum (streetside V1), PRC45V rotary screw hydraulic 45 cfm air compressor, finish topcoat single stage common white. (Includes 2nd Stage MSO, Weight Slip, & Completed Vehicle Certification.) Requires 84" CA, PTO provision, and 25,999 lb GVWR.</p>	\$137,300.00
PP FLOOD	LED flood light kit (two lights) - includes harnesses for up to 6 lights.	\$2,155.00



ALL PRICES INCLUDE FREIGHT AND INSTALLATION

PP ADD LED-2	(2) ADDITIONAL LED LIGHTS, MOUNTED ON FRONT OF BODY FACING OUTWARD.	\$260.00
PP ADD LED-4	(4) ADDITIONAL LED WORK LIGHTS, (2) MOUNTED ON FRONT OF BODY TO ILLUMINATE CARGO AREA AND (2) MOUNTED AT FRONT OF BODY FACING OUT TO ILLUMINATE WORKING AREA.	\$525.00
PP CAB SHIELD	Cab shield with 52" rack height (measured top of headache rack to top of frame rail).	\$1,215.00
PP PP20 BUMPER	UPGRADE 17" TREAD PLATE BUMPER TO 21" WORK BENCH BUMPER WITH THROUGH STORAGE AND VICE MOUNT PLATE.	\$5,530.00
PP BOOM-TIP	LED WORK LIGHTS MOUNTED ON HORSE HEAD OF BOOM TO ILLUMINATE HANGING WORKING AREA.	\$1,590.00
PP WILTON-6.5	WILTON 6.5" VICE MOUNTED TO VICE MOUNT PLATE (REQUIRES 21" WORK BENCH BUMPER).	\$1,210.00
PP WILTON-8	WILTON 8" VICE MOUNTED TO VICE MOUNT PLATE (REQUIRES 21" WORK BENCH BUMPER).	\$1,560.00

IMT

QT DOM DSC20	<p>Dominator DSC20: 11' medium duty galvanized steel crane body with standard right rear crane mount, 21" workbench bumper (Dominator style) with through compartment, 14" deep, 1/8" thick deck plate step bumper with 2" hitch receiver tube rated at 2000 lb vertical tongue weight and 16,000 lb gross trailer weight. 7 blade trailer light plug receptacle. 44" H x 22" D compartments, 24" above cargo bed constructed of 10 and 14 ga. material. Body offers 120.5 cubic feet of storage. Inverted A frame torsion box understructure. 14 ga. galvanized, hemmed, seamless single panel steel doors, stainless steel hinges, pneumatic gas spring door retainers and cast steel black powder coated 3-point latches. Cargo bed is 50"W constructed of 1/8" deck plate and has six (6) recessed tie downs. Three point access package. Fully integrated and sealed electrical system incorporating an automotive style harness system with switch panel RR. Includes LED DOT stop, tail, turn, marker and backup body lights and backup alarm. Exterior primed, interior of compartments painted with IMT compartment coat and understructure undercoated. Molded rubber fender extensions and mudflaps. Crane body rating of 20,000 ft-lb for installation on 84" CA, 13,700 lb GVW – 19,500 lb GVW Chassis. Includes: - Installation Kit for 11' body - 10" fold down tailgate with single hand latch - Light kit - LED High Intensity -compartment Lights / (2) LED work lights - Install electrical harness on body - Additional Chassis Leaf Spring Kit - ICC Safety kit - Hydraulic installation kit for crane and compressor Crane Model 3203i telescopic mechanic field service crane: 12,000 ft/lb rating, 360 degree continuous power rotation, double-acting cylinders with integral holding and/or counterbalance valves, 12V DC electric control, decals, crane hook, snatch block, decals, and installation kit. One Hydraulic / One Manual Extension to 15'. Crane weight 635 lbs. Includes: - Single Proportional Radio Remove (Toggle Switches) Control - Boom Support. Level Spring Suspension, Crane Side. Will level within 2" on empty truck. LV1: (2) standard 33.62" Shelf Kit LV2: (2) Standard 17.5" Shelf Kit LH: (1) Standard 49.75" Shelf Kit LR: (2) Standard 25.75" Shelf Kit RV1: (2) Divider Package. Oxy/Acet Bracket. Full Height Compartment Divider. (3) 17.5" Shelves. RV2: (2) Standard 17.5" Shelf Kit RH: (1) Standard 49.75" Shelf Kit. Manual out (crane side), crank down (both sides) outriggers for DSC20 package. Paint Class: All Single Stage Shades of White Color: Paint Code: Body painted in house with Sherwin Williams products. Bedliner Standard Black Bedliner. Top of Sidepacks, inside of load space, top of work bench bumper. Warranty All new equipment comes with a one year parts and labor warranty. Mileage charges for on-site service are not covered. OEM warranties may extend longer than one year. All warranty repairs must be performed by QT Equipment unless written approval is obtained in advance. (Includes 2nd Stage MSO, Completed Vehicle Certificate, & Weight Slip). Requires 16k GVWR</p>	\$59,620.00
--------------	--	-------------



ALL PRICES INCLUDE FREIGHT AND INSTALLATION

QT DOM 1	<p>DOMINATOR 1: IMT Series 3 Crane Body. Heavy duty galvanized steel construction with standard right rear crane mount. 21" workbench bumper with through compartment, 1/4 inch plate work surface and recess for pintle hitch and hitch receiver tube. Electrical system is fully integrated and sealed incorporating an automotive style harness system with power and function distribution box. Body Primed and Painted. Standard Paint unless otherwise stated is Sherwin Williams Genesis. Inside of compartments are painted with IMT compartment coating and understructure is undercoated. Crane body rating of 52,000 ft-lbs. CONFIGURATION: 11' Body with 44" high compartments with raised right front first and second compartments to 60". INCLUDED: - Body Installation Kit for 19,500 GVW Chassis - 10" Fold Down Tailgate with single hand latch - Light Kit. LED High Intensity - Compartment Lights and (2) LED work lights - Install electrical harness - ICC Safety Kit IMT Model 7500 Series 3 Telescopic mechanic field service crane. 5 Sided Penta Boom design. Double acting cylinders with integral holding and/or counterbalance valves. Four section remote control valve. Proportional radio remote control. Planetary Winch boom mounted 60 ft/min. Flip sheave boom tip. Return filters, snatch block, anti-two-block device. Hydraulic overload shutdown system, decals and mounting kit. Crane is factory painted white with Axalta Imron Elite paint. Max Lift: 7,500 lbs. Max Reach: 22' Rotation: 400 Degrees INCLUDED: - Boom Support - Single Proportional Radio Remote (Toggle Switches) - LED Overload Indicator Lights - (1) Short and (1) Long Radio Elimination Cable. - LED Boom Tip Lights Compressor Boss BA440 Reciprocating Air Compressor. 40 CFM @ 100 PSI. 20 Gallon hotdog air tank kit. Reelcraft hose reel, 50' x 1/2". 1/2" Moisture Separator/Pressure Regulator/Oiler Hydraulics PTO, single stage pump, selector valve, 40 gallon hydraulic reservoir and return filter. (1) High pressure filter off the pump. Engine function module. Suspension Level Spring Suspension, Crane Side. Will level within 2" on empty truck. Compartments LV1: (3) 3"H Divided Adj. shelf 19"x33.50" (Includes 6 Dividers) LV2: (3) Standard Vertical 17.5" Shelf LH: (1) Standard Horizontal 49.5" Shelf LR: (3) Standard Vertical 25.5" Shelf RV1: (1) Divider Package. Oxy/Acet Bracket. Full Height Compartment Divider. (3) 17.5" Shelves. RV2: (3) Standard Vertical 17.5" Shelf RH: (1) Standard Horizontal 49.5" Shelf Outriggers Hydraulic down (both sides) and hydraulic out (crane side) rear outriggers for Dominator 1 package. Front outriggers. Paint Class: Single stage whites. Color: Paint Code: Body painted in house with Sherwin Williams products. Bedliner Standard: Black, Sherwin Williams polyurea applied to top of sidepacks, inside of load space and top of workbench bumper. Warranty All new equipment comes with a one year parts and labor warranty. Mileage charges for on-site service are not covered. OEM warranties may extend longer than one year. All warranty repairs must be performed by QT Equipment unless Written approval is obtained in advance. (Includes 2nd Stage MSO, Completed Vehicle Certificate, & Weight Slip).</p>	\$112,580.00
----------	---	--------------

VENTURO

PTC VENTURO HT25 VLC	<p>Venturo HT25VLC 9' crane body with Integral reinforcement up to 25,000 ft. lbs. 44" compartment height, 50" flat cargo floor, 22" compartment depth, unistrut shelf strips, six HD tie down three point keyed alike "T" handle door locks, automotive weather-tight door seals, 1/8" treadplate floor 14ga. Tread-plate on all sides of cargo area and top of compartments, full undercoating, epoxy primer painted white, D.O.T lights and reflectors, standard bumper, standard shelf pkg, manual outriggers Venturo HT25KX-P 5,000 lbs. capacity 25,000 ft. Lbs. proportional crane with 20' hydraulic boom, 25' corded remote, overload shut off, power rotation, PTO, tank, hoses, & oil. Furnished and installed by Premier Truck Center (Includes 2nd stage MSO, weight slip, & final-stage manufacturers completed vehicle certification.)</p>	\$76,215.00
----------------------	---	-------------

PTC 24962-PH	Add for Manual out/hydraulic down outriggers	\$6,525.00
--------------	--	------------

PTC VENTURO HT45 VLC	<p>Venturo HT45VLC 11' crane body (84" C/A) with Integral reinforcement up to 45,600 FT. LBS., 62" Tall-Extended Front CS Compartment, 50" SS/44" CS compartment heights, 50" flat cargo floor, 22" compartment depth, unistrut shelf strips, six HD tie down three point keyed alike "T" handle door locks, automotive weather-tight door seals, 1/8" treadplate floor 1/8" Tread-plate on all sides of cargo area and top of compartments, full undercoating, epoxy primer painted white, D.O.T lights and reflectors, 23" bumper, standard shelf pkg, manual outriggers Venturo HT40KX-P 6,000 lbs. capacity 40,000 ft. Lbs. proportional crane with 20' hydraulic boom, 25' corded remote, overload shut off, power rotation, PTO, tank, hoses, oil. Furnished and installed by Premier Truck Center (Includes 2nd stage MSO, weight slip, & final-stage manufacturers completed vehicle certification.)</p>	\$98,760.00
----------------------	--	-------------

PTC 25100-PHX-SL	Add for full hydraulic outriggers	\$8,105.00
------------------	-----------------------------------	------------

PTC-19WRKBMP	Add for 19" Work bench bumper with lockable storage	\$4,935.00
--------------	---	------------

PTC-OXY-BGH	Add for OXYGEN & ACETYLENE BOTTLE GAS HOLDERS.	\$700.00
-------------	--	----------

Warner

PTC WS2108 M DW CR	<p>Warner 9' Powder Coated Crane Reinforced Utility Body for up to 18,500 ft. lb. crane with standard shelving, crane reinforcement, manual outriggers, and 12" work bench bumper. Furnished and installed by Premier Truck Center (Includes 2nd stage MSO, weight slip, & final-stage manufacturers completed vehicle certification.)</p>	\$20,855.00
--------------------	--	-------------

PTC WS2132 M DW CR	<p>Warner 11' Powder Coated Crane Reinforced Utility Body for up to 25,000 ft. lb. crane with standard shelving, crane reinforcement, manual outriggers, and 12" work bench bumper. Furnished and installed by Premier Truck Center (Includes 2nd stage MSO, weight slip, & final-stage manufacturers completed vehicle certification.)</p>	\$23,420.00
--------------------	---	-------------

PTC GM-SGL	*GM Diesel Only - Relocate DEF Tank for Diesel Chevy/GMC 3500 Cab Chassis ordered with factory single rear fuel tank.	\$750.00
------------	---	----------

CHASSIS



ALL PRICES INCLUDE FREIGHT AND INSTALLATION

PTC NOTCH-DUAL	* Diesel Only notch utility body to accommodate DEF Tank on Dual Fuel Tank applications (Will affect Interior Compartment Size)	\$1,250.00
PTC-ML	Add for master lock system	\$1,695.00
PTC-OXY-BGH	Add for OXYGEN & ACETYLENE BOTTLE GAS HOLDERS.	\$700.00
PTC-19WRKBMP	Add for 19" Work bench bumper with lockable storage	\$4,935.00

3,000LB CLASS

PTC CE6K-3-BUMP	2000lb Electric Mast Folding Crane 6,000 ft - lbs crane with 2,000lb lifting capacity. Includes, Crane Side Spring Buildup, Jack leg, 50 amp circuit breaker, includes reinforced rear bumper for installation on service body bumper.	\$10,235.00
PTC CE6K-3-BED	2000lb Electric mast folding crane 6,000 ft-lb rated crane with 2,000lb lifting capacity. Includes, crane side spring buildup, jack leg, 50 amp circuit breaker includes bed reinforcing for installation in pickup bed.	\$10,235.00
PTC ET6K	VENTURO E/H 2000lb Crane 6,000 ft-lb rated crane with 2,000lb lifting capacity. Hydraulic elevation/manual extension. Includes Adj 13 - 19" boom rest, crane side spring buildup, jack leg, 150 amp circuit breaker (Requires SRW/DRW body with crane reinforcement or crane body).	\$18,975.00
PTC ET8KX	3200lb VENTURO E/H 8,000ft-lb rated crane with hydraulic boom extension 6 - 10 ft, manual boom extension 10 - 14 ft, adjustable boom rest 13 - 19", crane side spring buildup, additional battery, and wired pendant remote (Requires Crane Body).	\$22,360.00
PTC ET12KX	3500lb VENTURO E/H 12,000 ft/lb rated crane with hydraulic boom extension 7 - 11 ft, manual boom extension 11 - 15 ft, adjustable boom rest 13 - 19", crane side spring Buildup, 150 Amp circuit breaker, and wired pendant remote (Requires Crane Body).	\$22,995.00
PTC-EH-OUTRIGGER	ADD FOR MANUAL OUT/HYDRAULIC DOWN OUTRIGGERS	\$7,905.00

4,000LB CLASS

PTC ET16KX	4000lb VENTURO E/H 16,000 ft/lb rated crane with hydraulic boom extension 8 - 12 ft, manual boom extension 12 - 16 ft, adjustable boom rest 13 - 19", crane side spring buildup, 150 amp circuit breaker, and wired pendant remote (Requires Crane Body).	\$25,470.00
PTC-EH-OUTRIGGER	ADD FOR MANUAL OUT/HYDRAULIC DOWN OUTRIGGERS	\$7,905.00

5,000LB CLASS

PTC ET25KX	5000lb VENTURO E/H 25,000 ft/lb rated crane with hydraulic boom extension 10 - 16 ft, manual boom extension 16 - 20 ft, adjustable boom rest 13 - 19", crane side spring buildup, 150 amp circuit breaker, and wired pendant remote (Requires Crane Body).	\$31,340.00
PTC-EH-OUTRIGGER	ADD FOR MANUAL OUT/HYDRAULIC DOWN OUTRIGGERS	\$7,905.00

Knapheide

K 6108D54J-R	Knapheide 9' DRW crane body for 16,000 ft. lb. cranes. Includes standard shelving, crane bumper with outriggers, integrated receiver hitch, and standard shelving. (Includes 2nd Stage MSO, Weight Slip, & Completed Vehicle Certification.) req's 60" CA	\$19,535.00
K 6108DL-30J	Knapheide 9' DRW crane body for 30,000 ft. lb. cranes. Includes standard shelving, crane bumper with outriggers, integrated receiver hitch, and standard shelving. (Includes 2nd Stage MSO, Weight Slip, & Completed Vehicle Certification.) req's 60" CA	\$31,660.00
K 6108DLR-30J	Knapheide 9' DRW crane body for 30,000 ft. lb. cranes with raised curbside front compartment. Includes standard shelving, crane bumper with outriggers, integrated receiver hitch, and standard shelving. (Includes 2nd Stage MSO, Weight Slip, & Completed Vehicle Certification.) req's 60" CA	\$32,750.00
K 6132D54J-R	Knapheide 11' DRW crane body for 16,000 ft. lb. cranes. Includes standard shelving, crane bumper with outriggers, integrated receiver hitch, and standard shelving. (Includes 2nd Stage MSO, Weight Slip, & Completed Vehicle Certification.) req's 84" CA	\$22,545.00
K 6132DL-30J	Knapheide 11' DRW crane body for 30,000 ft. lb. cranes. Includes standard shelving, crane bumper with outriggers, integrated receiver hitch, and standard shelving. (Includes 2nd Stage MSO, Weight Slip, & Completed Vehicle Certification.) req's 84" CA	\$32,415.00
K 6132DLR-30J	Knapheide 11' DRW crane body for 30,000 ft. lb. cranes with raised curbside front compartment. Includes standard shelving, crane bumper with outriggers, integrated receiver hitch, and standard shelving. (Includes 2nd Stage MSO, Weight Slip, & Completed Vehicle Certification.) req's 84" CA	\$33,245.00

CHASSIS



ALL PRICES INCLUDE FREIGHT AND INSTALLATION

K 6132DLR-44J	Knapheide 11' DRW crane body for 44,000 ft lb rated cranes. Includes standard shelving, crane bumper with outriggers, integrated receiver hitch, raised front curbside compartment, and standard shelving. (Includes 2nd Stage MSO, Weight Slip, & Completed Vehicle Certification.) req's 84" CA	\$42,390.00
K ADD BATT	Additional battery with battery box, installed in crane compartment.	\$780.00
K BED REIN	Bed reinforcement for mast crane.	\$1,140.00
K BUMP REIN	Bumper reinforcement for mast crane.	\$1,140.00
<u>3,000LB CLASS</u>		
K EC3200-CC	Stellar 3200lb EH 11,500 ft. lb. crane with hydraulic extension 7 - 11ft, manual extension 11 - 15 ft, adj boom rest 18 - 26" 150 amp circuit breaker, single side spring build up, and additional battery in crane compartment (Requires DRW Crane Body).	\$19,180.00
K ET12KX-CC	Venturo 3,500lb EH 12,000 ft. lb. crane with hydraulic boom extension 7 - 11 ft, manual boom extension 11 - 15 Ft, adj boom rest 13 - 19", 150 Amp Circuit Breaker, single side spring build up, and additional battery in crane compartment. (Requires DRW Crane Body).	\$22,320.00
K EHC3-CC	Auto Crane 3200lb EH 10,000 ft. lb. crane with hydraulic extension 7 - 11ft, manual extension 11 - 15 ft, adj boom rest 18 - 26" 150 amp circuit breaker, single side spring build up, and additional battery in crane compartment (Requires DRW Crane Body).	\$25,095.00
<u>4,000LB CLASS</u>		
K ET16KX-CC	Venturo 4000lb EH 16,000 ft. lb. crane with hydraulic extension 8 - 12ft, manual extension 12 - 16 ft, adj boom rest 18 - 26" 150 amp circuit breaker, single side spring build up, and additional battery in crane compartment (Requires DRW Crane Body).	\$24,755.00
K EC4000-CC	Stellar 4000lb EH 16,000 ft. lb. crane with hydraulic extension 8 - 12ft, manual extension 12 - 16 ft, adj boom rest 18 - 26" 150 amp circuit breaker, single side spring build up, and additional battery in crane compartment (Requires DRW Crane Body).	\$24,360.00
K ET18KX-CC	Venturo 4500lb EH 18,000 ft. lb. crane with hydraulic extension 8 - 12ft, manual extension 12 - 16 ft, adj boom rest 18 - 26" 150 Amp circuit breaker, single side spring build up, and additional battery in crane compartment (Requires Knapheide 30J Crane Body).	\$25,420.00
K 4004 EH-CC	Auto Crane 4000lb EH 16,000 ft. lb. crane with hydraulic extension 8 - 12ft, manual extension 12 - 16 ft, adj boom rest 18 - 26" 150 amp circuit breaker, single side spring build up, and additional battery in crane compartment (Requires DRW Crane Body).	\$26,165.00
<u>5,000LB CLASS</u>		
K ET25KX-CC	Venturo 5000lb EH 25,000 ft. lb. crane with hydraulic extension 10 - 16 ft, manual extension 16 - 20 ft, adj boom rest 18-26" single side spring build up on crane side, and 2 additional batteries in crane compartment (Requires Knapheide 30J Crane Body).	\$32,535.00
K EC5000-CC	Stellar 5000lb EH 25,000 ft. lb. crane with hydraulic extension 10 - 15 ft, manual extension 15 - 20 ft, adj boom rest 18-26" single side spring build up on crane side, and 2 additional batteries in crane compartment (Requires Knapheide 30J Crane Body).	\$26,915.00
K 5005EH-CC	Auto Crane 5000lb EH 25,000 ft. lb. crane with hydraulic extension 10 - 15 ft, manual extension 15 - 20 ft, adj boom rest 18-26" single side spring build up on crane side, and 2 additional batteries in crane compartment (Requires Knapheide 30J Crane Body).	\$33,075.00
<u>6,000LB CLASS</u>		
K EC6000-CC	Stellar 6000lb EH 36,000 ft. lb. crane with hydraulic extension 11 - 16 ft, manual extension 16 - 21 ft, adj boom rest 18-26" single side spring build up on crane side, and 2 additional batteries in crane compartment (Requires Knapheide 44K Crane Body).	\$29,775.00
K ET36KX-CC	Venturo 6000lb EH 36,000 ft. lb. crane with hydraulic extension 10 - 20 ft, adj boom rest 18-26" single side spring build up on crane side, and 2 additional batteries in crane compartment (Requires Knapheide 44K Crane Body).	\$33,885.00
K 6006EH-CC	Auto Crane 6000lb EH 36,000 ft. lb. crane with hydraulic extension 10 - 20 ft, adj boom rest 18-26" single side spring build up on crane side, and 2 additional batteries in crane compartment (Requires Knapheide 44K Crane Body).	\$35,750.00



ALL PRICES INCLUDE FREIGHT AND INSTALLATION

KMT-1

K KMT-1	KMT-1 Mechanics truck 11' crane body with torq-isolator crane support system. Exclusive 12 stage K-coat protection, (6) recessed cargo tie-downs in floor - 6,000# capacity, LED stop/tail/turn lights and backuplights. 21" work surface bumper with thru compartment, (2) rear steps, vise plate & 2" receiver tube. Welder mounting plate street side rear top compartment. Hydraulics: PTO, hydraulic pump for crane, hydraulic reservoir with guard. Master Locking System, Cab Protector, (4) halogenwork lights installed, hydraulic out/hydraulic outriggers and 97db audiblealarm included. 44" high side packs and 60" high right front vertical comp with 3-pt t-handles. 7 drawer unit 1st verticle compartment, Gas bottle retainer, vented top & bottom. (Ship To Quincey IL)	\$59,370.00
K 7621	STELLAR 7621 crane with 7,500lb capacity @ 44,840 ft.lb. rating, double-acting cyclinders w/integral holding valves, boom support, wireless remote with back up pendant control	\$34,965.00
K SOB KMT	Commercial grade spray-on bed liner applied to cargo floor, sides, compartment tops, bulkhead, tailgate & rear bumper.	\$1,710.00
K BOSS36 COMP	Boss 36 CFM hydraulic compressor with Reelcraft 50'x1/2" hose reel and roller fairlead through the righ rear compartment FLR system and underbody air tank included with compressor.	\$11,145.00
K BOSS-PTO	Underdeck PTO driven Air compressor: Boss 10221, Reelcraft 50' by 1/2" hose reel and roller fairlead thru right rear compartment with roller fair lead system.	\$22,940.00

KMT-2

K KMT-2	KMT-2 Mechanics truck 11' crane body with torq-isolator cranesupport system. Exclusive 12 stage K-coat protection, (6) recessed cargotie-downs in floor - 6,000# capacity, LED stop/tail/turn lights and backuplights. 24" work surface bumper with thru compartment, vise plate & pintle mount plate (pintle not included). PTO, hydraulic pump for crane, hydraulic reservoir with guard. Master Locking System, Cab Protector, (4) halogenwork lights installed, hydraulic out/hydraulic outriggers and 97db audiblealarm included. 60" high side packs with 3-pt T-handles. 7 drawerunit gas bottle retainer vented top & bottom. (Ship To Quincey IL) (MIN 26k GVWR).	\$66,290.00
K STELL 10621	STELLAR 10621 crane with 10,000lb capacity @ 70,000 ft.lb. rating, double-acting cyclinders w/integral holding valves, boom support, wireless remote with back up pendant control	\$39,670.00
K SOB KMT	Commercial grade spray-on bed liner applied to cargo floor, sides, compartment tops, bulkhead, tailgate & rear bumper.	\$1,710.00
K BOSS36 COMP	Boss 36 CFM hydraulic compressor with Reelcraft 50'x1/2" hose reel and roller fairlead through the righ rear compartment FLR system and underbody air tank included with compressor.	\$11,145.00
K BOSS-PTO	Underdeck PTO driven Air compressor: Boss 10221, Reelcraft 50' by 1/2" hose reel and roller fairlead thru right rear compartment with roller fair lead system.	\$22,940.00

GOOSENECK PLATFORM BODIES

Premier

PTC 9GN	Norstar SR 9' Gooseneck w/rear tail skirt hitch including two plugs and duplicate tail lights in cab shield. (Includes 2nd stage MSO, weight slip, & final-stage manufacturers completed vehicle certification.)	\$9,825.00
PTC 11GN	Norstar SR 11' Gooseneck w/rear tail skirt hitch including two plugs and duplicate tail lights in cab shield. (Includes 2nd stage MSO, weight slip, & final-stage manufacturers completed vehicle certification.)	\$9,880.00

DEALER VEHICLE ACCESSORIES PU LIFT GATES

DVA 9GOOSE	CM Truck Beds 9' dual rear wheel goosneck flatbed body, painted black. (Includes 2nd stage MSO, weight slip, & final-stage manufacturers completed vehicle certification.) Requires 60 CA.	\$8,400.00
DVA 11GOOSE	CM Truck Beds 11' dual rear wheel goosneck flatbed body, painted black. (Includes 2nd stage MSO, weight slip, & final-stage manufacturers completed vehicle certification.) Requires 84 CA.	\$9,000.00

Knapheide

K PGTB-96	Knapheide 9' gooseneck body wih rear hitch, two plugs, and cab shield tail lights (Includes 2nd Stage MSO, Weight Slip, & Completed Vehicle Certification.)	\$9,615.00
K PGTC-96	Knapheide 9' goseneck body with rear hitch, two plugs, under body boxes and cab shield tail lights (Includes 2nd Stage MSO, Weight Slip, & Completed Vehicle Certification.)	\$14,890.00

CHASSIS



ALL PRICES INCLUDE FREIGHT AND INSTALLATION

K PGTD-94	Knapheide 9' goseneck body with rear hitch, two plugs, under body boxes and tall front compartments and cab shield tail lights (Includes 2nd Stage MSO, Weight Slip, & Completed Vehicle Certification.)	\$19,065.00
K PGTB-116	Knapheide 11' gooseneck body with rear hitch, two plugs, and cab shield tail lights (Includes 2nd Stage MSO, Weight Slip, & Completed Vehicle Certification.)	\$10,310.00
K PGTC-116	Knapheide 11' gooseneck body with rear hitch, two plugs, under body boxes and cab shield tail lights (Includes 2nd Stage MSO, Weight Slip, & Completed Vehicle Certification.)	\$14,640.00
K PGTD-114	Knapheide 11' goseneck body with rear hitch, two plugs, under body boxes and tall front compartments and cab shield tail lights (Includes 2nd Stage MSO, Weight Slip, & Completed Vehicle Certification.)	\$20,080.00

LANDSCAPE BODIES

Premier

PTC 12+4 DOVE	12' + 4' Steel Landscape dovetail body mesh headboard with 24" x 24" x 96" lockable box 16" mesh sides, drivers side fixed, pass. side folds down, spring assist ramps. Includes weed eater rack, under coated, primed and painted black (Includes 2nd stage MSO, weight slip, & final-stage manufacturers completed vehicle certification.)	\$14,850.00
PTC 14+4 DOVE	14' + 4' Steel Landscape dovetail body mesh headboard with 24" x 24" x 96" lockable box 16" mesh sides, drivers side fixed, pass. side folds down, spring assist ramps. Includes weed eater rack, under coated, primed and painted black (Includes 2nd stage MSO, weight slip, & final-stage manufacturers completed vehicle certification.)	\$15,410.00
PTC 16+4 DOVE	16' + 4' Steel Landscape dovetail body mesh headboard with 24" x 24" x 96" lockable box 16" mesh sides, drivers side fixed, pass. side folds down, spring assist ramps. Includes weed eater rack, under coated, primed and painted black (Includes 2nd stage MSO, weight slip, & final-stage manufacturers completed vehicle certification.)	\$15,865.00
PTC 6-DRING	D-Rings (6)	\$275.00
PTC BLOW	Blower rack holds one blower	\$165.00
PTC CHILL	Water cooler holder for single 5gal cask	\$115.00
PTC DIG	Shovel rack holds 5 shovels	\$280.00
PTC GOT-GAS	Gas can rack holds single 5gal	\$135.00
PTC WEED	Weedeater rack holds 3 trimmers	\$340.00

CONTRACTOR DUMP BODIES

Premier

PTC 1296SCB	Premier 12' E/H contractor dump with ground level tarp including arm bars, 14" solid sides, and rear gate. (Includes 2nd stage MSO, weight slip, & final-stage manufacturers completed vehicle certification.)	\$15,190.00
PTC 1496SCB	Premier 14' E/H contractor dump with ground level tarp including arm bars, 14" solid sides, and rear gate. (Includes 2nd stage MSO, weight slip, & final-stage manufacturers completed vehicle certification.)	\$17,085.00
PTC 1696SCB	Premier 16' E/H contractor dump with ground level tarp including arm bars, 14" solid sides, and rear gate. (Includes 2nd stage MSO, weight slip, & final-stage manufacturers completed vehicle certification.)	\$19,330.00

Knapheide

K CONT-DUMP12	Knapheide 12' contractors dump with 14" solid sides and rear barn doors with electric hoist, includes manual tarp (Includes 2nd Stage MSO, Weight Slip, & Completed Vehicle Certification.) req's 84" CA	\$17,935.00
K CONT-DUMP14	Knapheide 14' contractors dump with 14" solid sides and rear barn doors with electric hoist, includes manual tarp (Includes 2nd Stage MSO, Weight Slip, & Completed Vehicle Certification.) req's 108" CA	\$19,510.00
K CONT-DUMP16	Knapheide 16' contractors dump with 14" solid sides and rear barn doors with electric hoist, includes manual tarp (Includes 2nd Stage MSO, Weight Slip, & Completed Vehicle Certification.) req's 120" CA	\$20,855.00

CHASSIS



ALL PRICES INCLUDE FREIGHT AND INSTALLATION

DUMP BODIES

Premier

PTC DU913	9' Godwin 13" fixed side E/H dump body with ground control tarp including arm bars, 6" cheater boards, and rear gate. (Includes 2nd stage MSO, weight slip, & final-stage manufacturers completed vehicle certification.)	\$16,065.00
PTC DU918	9' Godwin 18" fixed side E/H dump body with ground control tarp including arm bars, 6" cheater boards, and rear gate. (Includes 2nd stage MSO, weight slip, & final-stage manufacturers completed vehicle certification.)	\$16,340.00
PTC DU10-5	10' Godwin 23" Fixed sides, hydraulic hoist, includes ground control tarp including arm bars, 6" cheater boards, rear gate, muncie PTO, pump, reservoir, plumbing, and fluid. (Includes 2nd stage MSO, weight slip, & final-stage manufacturers completed vehicle certification.)	\$26,350.00
PTC DU1113	11' Godwin 13" fixed side E/H dump body with ground control tarp including arm bars, 6" cheater boards, and rear gate. (Includes 2nd stage MSO, weight slip, & final-stage manufacturers completed vehicle certification.)	\$16,800.00
PTC DU1118	11' Godwin 18" fixed side E/H dump body with ground control tarp including arm bars, 6" cheater boards, and rear gate. (Includes 2nd stage MSO, weight slip, & final-stage manufacturers completed vehicle certification.)	\$17,480.00
PTC-ETS	Electric Tarp System	\$2,765.00
PTC-MTR	Manual Tarp Roller	\$1,000.00
PTC-SATR	Semi automatic Manual Tarp Roller, includes arm and ground level crank	\$2,020.00

Knapheide

K KDBF912B	Knapheide 9' 2-3 YD 12" side dump with 6" cheater boards. Includes ground tarp control with spring loaded arm bars and ICC bumper. (Includes 2nd Stage MSO, Weight Slip, & Completed Vehicle Certification.) req's 60" CA	\$17,275.00
K KDBF916B	Knapheide 9' 3-4 YD 16" side dump with 6" cheater boards. Includes ground tarp control with spring loaded arm bars and ICC bumper. (Includes 2nd Stage MSO, Weight Slip, & Completed Vehicle Certification.) req's 60" CA	\$17,700.00
K KDBF1112B	Knapheide 11' 2-3 YD 12" side dump with 6" cheater boards. Includes ground tarp control with spring loaded arm bars and ICC bumper. (Includes 2nd Stage MSO, Weight Slip, & Completed Vehicle Certification.) req's 84" CA	\$17,915.00
K KDBF1116B	Knapheide 11' 3-4 YD 16" side dump with 6" cheater boards. Includes ground tarp control with spring loaded arm bars and ICC bumper.	\$18,480.00
K U S E-TARP	Upgrade to Electric Tarp System.	\$1,320.00

9' Flat Beds

Premier

PTC 980SFB	PREMIER 9' SRW FLAT BED FOR 60" CA includes 44" Headboard W/ Punched Window, 12" O/C Crossmembers 3/16" smooth floor, one piece construction, and ICC Bumper. (Includes 2nd stage MSO, weight slip, & final-stage manufacturers completed vehicle certification.)	\$6,125.00
PTC 996SFB	PREMIER 9' DRW FLAT BED FOR 60" CA includes 44" Headboard W/ Punched Window, 12" O/C Crossmembers 3/16" smooth floor, one piece construction, and ICC Bumper. (Includes 2nd stage MSO, weight slip, & final-stage manufacturers completed vehicle certification.)	\$6,125.00
PTC AMUM9-STAKE	44" Aluminum stake sides for 9' flatbed.	\$2,435.00

CM Truck

DVA 9FLAT	CM Truck Beds 9' dual rear wheel wheel flatbed body includes ICC bumper with class IV hitch and 7/4 way trailer wiring, painted black. (Includes 2nd stage MSO, weight slip, & final-stage manufacturers completed vehicle certification.) Requires 60 CA.	\$7,850.00
-----------	--	------------

Knapheide

K PVMXS-938C	Knapheide 9' SRW flat bed with 40" bulkhead, screened window and ICC bumper req's 60" CA (Includes 2nd Stage MSO, Weight Slip, & Completed Vehicle Certification.)	\$6,750.00
--------------	--	------------

CHASSIS



ALL PRICES INCLUDE FREIGHT AND INSTALLATION

K PVMXS-93C	Knapheide 9' DRW flat bed with 40" bulkhead, screened window and ICC bumper req's 60" CA (Includes 2nd Stage MSO, Weight Slip, & Completed Vehicle Certification.)	\$6,875.00
K R4096-09	ADD stake sides to 9' flatbed	\$3,170.00
K VENTURO VC416SF-ES	ADD electric hoist to 9' - 10' flatbed.	\$4,855.00

10' Flat Beds

Premier

PTC 1096SFB	PREMIER 10' DRW FLAT BED FOR 60" CA includes 44" Headboard W/ Punched Window, 12" O/C Crossmembers 3/16" smooth floor, one piece construction, and ICC Bumper. (Includes 2nd stage MSO, weight slip, & final-stage manufacturers completed vehicle certification.)	\$6,515.00
PTC AMUM10-STAKE	44" Aluminum stake sides for 10' flatbed	\$2,625.00

CM Truck

DVA 10STAKE	CM Truck Beds 10' stake body with 40" stake sides, lazer cut window, and IIC bumper with class IV hitch and 7/4 wire trailer wiring, painted black. (Includes 2nd stage MSO, weight slip, & final-stage manufacturers completed vehicle certification.)	\$9,810.00
-------------	---	------------

Knapheide

K PVMXS-103C	Knapheide 10' DRW flat bed with 40" bulkhead, screened window and ICC bumper req's 60" CA (Includes 2nd Stage MSO, Weight Slip, & Completed Vehicle Certification.)	\$7,100.00
K R4096-10	ADD stake sides to 10' flatbed	\$3,340.00
K VENTURO VC416SF-ES	ADD electric hoist to 9' - 10' flatbed.	\$4,855.00

11' Flat Beds

CM Truck

DVA 11FLAT	CM Truck Beds 11' dual rear wheel flatbed body includes ICC bumper with class IV hitch and 7/4 way trailer wiring, painted black. (Includes 2nd stage MSO, weight slip, & final-stage manufacturers completed vehicle certification.) Requires 84 CA.	\$7,850.00
------------	---	------------

12' Flat Beds

Premier

PTC 1296SFB	PREMIER 12' DRW FLAT BED FOR 84" CA includes 44" Headboard W/ Punched Window, 12" O/C Crossmembers 3/16" smooth floor, one piece construction, and ICC Bumper. (Includes 2nd stage MSO, weight slip, & final-stage manufacturers completed vehicle certification.)	\$7,790.00
PTC ALUM12-STAKE	44" Aluminum stake sides for 12' flatbed	\$3,000.00
PTC VC516ES	Venco Electric Hoist for 12' flatbed	\$4,250.00

CM Truck

DVA 12STAKE	CM Truck Beds 12' stake body with 40" stake sides, lazer cut window, and IIC bumper with class IV hitch and 7/4 wire trailer wiring, painted black. (Includes 2nd stage MSO, weight slip, & final-stage manufacturers completed vehicle certification.)	\$9,810.00
-------------	---	------------

Knapheide

K FLAT12	Knapheide 12' DRW flat bed with 40" bulkhead, screened window and ICC bumper req's 84" CA (Includes 2nd Stage MSO, Weight Slip, & Completed Vehicle Certification.)	\$7,580.00
K R4096-12	ADD stake sides to 12' flatbed	\$3,835.00
K VENTURO VC516SF-ES	ADD electric hoist to 12' flatbed	\$5,340.00

CHASSIS



ALL PRICES INCLUDE FREIGHT AND INSTALLATION

14' Flat Beds

Premier

PTC 1496SFB	PREMIER 14' DRW FLAT BED FOR 108" CA includes 44" Headboard W/ Punched Window, 12" O/C Crossmembers 3/16" smooth floor, one piece construction, and ICC Bumper. (Includes 2nd stage MSO, weight slip, & final-stage manufacturers completed vehicle certification.)	\$9,035.00
-------------	---	------------

PTC ALUM14-STAKE	44" Aluminum stake sides for 14' flatbed	\$3,375.00
------------------	--	------------

PTC VC520ES	Venco Electric Hoist for 14' flatbed	\$4,615.00
-------------	--------------------------------------	------------

CM Truck

DVA 14STAKE	CM Truck Beds 14' stake body with 40" stake sides, lazer cut window, and IIC bumper with class IV hitch and 7/4 wire trailer wiring, painted black. (Includes 2nd stage MSO, weight slip, & final-stage manufacturers completed vehicle certification.)	\$11,210.00
-------------	---	-------------

Knapheide

K FLAT14	Knapheide 14' DRW flat bed with 40" bulkhead, screened window and ICC bumper req's 108" CA (Includes 2nd Stage MSO, Weight Slip, & Completed Vehicle Certification.)	\$8,920.00
----------	--	------------

K R4096-14	ADD stake sides to 14' flatbed	\$3,950.00
------------	--------------------------------	------------

K VENTURO VC520SF-ES	ADD electric hoist to 14' flatbed	\$5,600.00
----------------------	-----------------------------------	------------

16' Flat Beds

Premier

PTC 1696SFB	PREMIER 16' DRW FLAT BED FOR 120" CA includes 44" Headboard W/ Punched Window, 12" O/C Crossmembers 3/16" smooth floor, one piece construction, and ICC Bumper. (Includes 2nd stage MSO, weight slip, & final-stage manufacturers completed vehicle certification.)	\$10,335.00
-------------	---	-------------

PTC ALUM16-STAKE	44" Aluminum stake sides for 16' flatbed	\$3,750.00
------------------	--	------------

PTC VC620ES	Venco Electric Hoist for 16' flatbed	\$5,655.00
-------------	--------------------------------------	------------

CM Truck

DVA 16STAKE	CM Truck Beds 16' stake body with 40" stake sides, lazer cut window, and IIC bumper with class IV hitch and 7/4 wire trailer wiring, painted black. (Includes 2nd stage MSO, weight slip, & final-stage manufacturers completed vehicle certification.)	\$12,050.00
-------------	---	-------------

Knapheide

K FLAT16	Knapheide 16' DRW flat bed with 40" bulkhead, screened window and ICC bumper req's 120" CA (Includes 2nd Stage MSO, Weight Slip, & Completed Vehicle Certification.)	\$9,720.00
----------	--	------------

K R4096-16	ADD stake sides to 16' flatbed	\$4,070.00
------------	--------------------------------	------------

K VENTURO VC620SF-ES	ADD electric hoist to 16' flatbed	\$6,405.00
----------------------	-----------------------------------	------------

18' Flat Beds

Premier

PTC 1896SFB	PREMIER 18' DRW FLAT BED FOR 132" CA includes 53" Headboard W/ Punched Window, 12" O/C Crossmembers 3/16" smooth floor, one piece construction, and ICC Bumper. (Includes 2nd stage MSO, weight slip, & final-stage manufacturers completed vehicle certification.)	\$11,600.00
-------------	---	-------------

PTC ALUM18-STAKE	44" Aluminum stake sides for 18' flatbed	\$4,125.00
------------------	--	------------

CHASSIS



863-402-4234

chris.wilson@alanjay.com



CITY OF TALLAHASSEE

ALL PRICES INCLUDE FREIGHT AND INSTALLATION

CM Truck

DVA 18STAKE	CM Truck Beds 18' stake body with 40" stake sides, lazer cut window, and IIC bumper with class IV hitch and 7/4 wire trailer wiring, painted black. (Includes 2nd stage MSO, weight slip, & final-stage manufacturers completed vehicle certification.)	\$12,610.00
-------------	---	-------------

20' Flat Beds

Premier

PTC 2096SFB	PREMIER 20' DRW FLAT BED FOR 144" CA includes 53" Headboard W/ Punched Window, 12" O/C Crossmembers 3/16" smooth floor, one piece construction, and ICC Bumper. (Includes 2nd stage MSO, weight slip, & final-stage manufacturers completed vehicle certification.)	\$12,890.00
-------------	---	-------------

PTC ALUM20-STAKE	44" Aluiminum stake sides for 20' flatbed	\$4,500.00
------------------	---	------------

22' Flat Beds

Premier

PTC 2296SFB	PREMIER 22' DRW FLAT BED FOR 156" CA includes 53" Headboard W/ Punched Window, 12" O/C Crossmembers 3/16" smooth floor, TWO piece construction, and ICC Bumper. (Includes 2nd stage MSO, weight slip, & final-stage manufacturers completed vehicle certification.)	\$14,400.00
-------------	---	-------------

PTC ALUM22-STAKE	44" Aluiminum stake sides for 22' flatbed	\$4,875.00
------------------	---	------------

24' Flat Beds

Premier

PTC 2496SFB	PREMIER 24' DRW FLAT BED FOR 168" CA includes 53" Headboard W/ Punched Window, 12" O/C Crossmembers 3/16" smooth floor, TWO piece construction, and ICC Bumper. (Includes 2nd stage MSO, weight slip, & final-stage manufacturers completed vehicle certification.)	\$15,975.00
-------------	---	-------------

PTC ALUM24-STAKE	44" Aluiminum stake sides for 24' flatbed	\$5,250.00
------------------	---	------------

CNG CONVERSION

AE 2024	EPA approvals pending for all 2024 models.	\$0.00
---------	--	--------

CHASSIS



ALL PRICES INCLUDE FREIGHT AND INSTALLATION

CHEVY TAHOE / SUBURBAN

KERR IND

KERR TAH-3PLUS-D	KERR NIJ Level 3+ ballistic door panels for front driver sider only. Kerr Industries offers a full 3-year/36,000 mile warranty on all parts supplied and installed.	\$2,260.00
KERR TAH-3PLUS-P	KERR NIJ Level 3+ ballistic door panels for front passenger sider only. Kerr Industries offers a full 3-year/36,000 mile warranty on all parts supplied and installed.	\$2,260.00

CONSOLES

TP TAH-CON-OH	TROY PRODUCTS overhead 7" console to replace OEM dome light module for remote head controller only.	\$410.00
TP TAH-WBCON16	TROY PRODUCTS 16" wide-body console with 8" slope / 8" level and open storage on side of console. Includes floorplate and faceplates, 4" dual cup internal beverage holder, 4" shallow console tray, (2) DC outlets & (1) dual-port USB module, height adjustable swivel arm rest with 5"x8" foam pad that bolts to the rear of console.	\$1,085.00
TP TAH-WBCON16-FB	TROY PRODUCTS 16" wide-body console with 7" slope / 9" level and open storage on side of console. Includes floorplate and faceplates, 4" dual cup internal beverage holder, 4" shallow console tray, (2) DC outlets & (1) dual-port USB module, and locking lidded file box with large leather pad that bolts to rear of wide-body console.	\$1,265.00
TP TAH-CON18	TROY PRODUCTS 18" L-shaped sloped console with 7" slope / 11" level. Includes faceplates, 4" dual cup internal beverage holder, 4" shallow console tray, (2) DC outlets & (1) dual-port USB module, & height adjustable swivel arm rest with 5"x8" foam pad that bolts to the rear of console. No floorplate needed.	\$1,035.00
TP TAH-WBCON18	TROY PRODUCTS 18" wide-body console with 7" slope / 11" level and open storage on side of console. Includes faceplates, 4" dual cup internal beverage holder, 4" shallow console tray, (2) DC outlets & (1) dual-port USB module, height adjustable swivel arm rest with 5"x8" foam pad that bolts to the rear of console. No floorplate needed.	\$1,135.00
TP TAH-WBCON18-PRT	TROY PRODUCTS 18" wide-body console with 7" slope / 11" level w/printer module in open storage area on side of console. Includes faceplates, 4" dual cup internal beverage holder, 4" shallow console tray, (2) DC outlets & (1) dual-port USB module, and locking lidded file box with large leather pad that bolts to rear of wide-body console.	\$1,340.00
TP TAH-WBCON18-FB	TROY PRODUCTS 18" wide-body console with 7" slope / 11" level and open storage on side of console. Includes faceplates, 4" dual cup internal beverage holder, 4" shallow console tray, (2) DC outlets & (1) dual-port USB module, and locking lidded file box with large leather pad that bolts to rear of wide-body console. No floorplate needed.	\$1,330.00
HAV TAH-CON20	Havis vehicle specific 20"L x 12.5"H console includes wing kit, track mount, side mount arm rest, (3) DC power outlets, (2) cup holders, and necessary blanks.	\$1,390.00
HAV TAH-CON23	Havis vehicle specific 23"L x 12.5"H console includes wing kit, track mount, side mount arm rest, (3) DC power outlets, (2) cup holders, and necessary blanks.	\$1,055.00
TP PRINTER-ARM-REST	Furnish and Install Height-adjustable printer arm rest w/5x8 pad, bolts to rear of console rear.	\$465.00

PARTITIONS

TP TAH-PART-FIX	TROY PRODUCTS fixed window all polycarbonate partition with pre-punched holes and weapon recess panel. Includes mounting kit & partition kick panels with big foot pockets for Tahoe / Suburban models.	\$1,530.00
TP TAH-PART-SLIDE	TROY PRODUCTS large window partition with sliding window, crawl-through barrier and weapon recess panel. Includes mounting kit & partition kick panels with big foot pockets for Tahoe / Suburban models.	\$1,500.00
TP TAH-CARGO-WIRE	TROY PRODUCTS rear partition with square-hole pattern. Includes cargo side window panels.	\$970.00
TP TAH-CARGO-POLY	TROY PRODUCTS rear partition with polycarbonate window. Includes cargo side window panels.	\$1,125.00
PG TAH-1/2CAGE	Pro-Gard single compartment prisoner cage, Pro-Cel ½ Partition for passenger side.	\$3,640.00
PG TAH-1/2CAGE-OSB	Pro-Gard single compartment prisoner cage, Pro-Cel ½ Partition for passenger side with officer safe seat belt.	\$4,040.00
PG TAH-PART	Pro-Gard standard prisoner transport partition with lower extension panel.	\$1,420.00
SET TAH-12VS-WIRE	Setina 12-VS rear partition - WIRE	\$980.00

EMERGENCY EQUIPMENT



ALL PRICES INCLUDE FREIGHT AND INSTALLATION

SET TAH-12VS-POLY	Setina 12-VS rear partition - POLY	\$995.00
PG TAH-R-PART	Pro-Gard space saver plus RESESSED panel prisoner transport partition with lower extension panels	\$1,560.00
PG TAH-CARGO-POLY	Pro-Gard ¼" poly rear cargo barrier with filler panels.	\$890.00
PG TAH-CARGO-WIRE	Pro-Gard steel wire cargo barrier with filler panels.	\$890.00
SET TAH-1/2CAGE	Setina 6VS single prisoner transport cage, coated polycarbonate installs utilizing STOCK SEAT.	\$1,920.00
SET TAH-R-PART-8VS	Setina 8VS RESESSED panel prisoner cage with 1/2 uncoated polycarbonate, 1/2 vinyl coated expanded metal and lower extension panels.	\$1,440.00
SET TAH-PART-10VS	Setina 10VS C prisoner cage with uncoated polycarbonate, vinyl coated expanded metal window security screen, and lower extension panels.	\$1,440.00
SET TAH-R-PART-10VS	Setina 10VS C RESESSED panel prisoner cage with uncoated polycarbonate, vinyl coated expanded metal window security screen, and lower extension panels.	\$1,610.00

SEATS & CAGES

TP TAH-SEAT-WIRE	TROY PRODUCTS plastic seat with Officer-Safe seatbelt system. Includes rear partition with square-hole pattern and cargo window side panels.	\$2,390.00
TP TAH-SEAT-POLY	TROY PRODUCTS plastic seat with Officer-Safe seatbelt system. Includes rear poly partition with square-hole pattern cargo window side panels.	\$2,440.00
TP TAH-1/2CAGE	TROY PRODUCTS Tahoe single-cell with poly front window, kick panel w/ foot pocket, poly divider with removable panel, plastic seat with OS seatbelts, rear partition square-hole pattern with side panels.	\$3,225.00
TP TAH-CGP	TROY PRODUCTS Chevy Tahoe rear partition airbag corridor gap panels, driver and passenger sides.	\$250.00
TP TAH-HATCH	TROY PRODUCTS rear cargo door square-hole window guard.	\$295.00
TP TAH-SWB	TROY PRODUCTS driver & passenger side vertical, welded-bar window guards.	\$460.00
TP TAH-DP	TROY PRODUCTS driver and passenger side door panel set, 2021 Tahoe.	\$420.00
PG TAH-SEAT-POLY	Pro-Gard standard transport seat with ¼" Polycarbonate window cargo barrier.	\$2,035.00
PG TAH-SEAT-OSB-POLY	Pro-Gard standard transport seat with ¼" Polycarbonate window cargo barrier including officer safe seat belts.	\$2,630.00
SET TAH-SEAT	Setina full replacement transport seat TPO plastic with center pull belts (rear cargo screen NOT included)	\$1,640.00
SET TAH-SEAT-wDEL	Setina full replacement transport seat TPO plastic with center pull belts (rear cargo screen NOT included) for vehicles ordered with factory rear seat delete.	\$1,840.00
SET TAH-DOOR	Setina TPO door panel.	\$535.00
SET TAH-DOOR-AL	Setina replacement door panel VS-Aluminum.	\$420.00
PG TAH-DOOR-ABS	Pro-Gard ABS door panels.	\$345.00
PG TAH-SWB-OEM	Pro-Gard steel window bars for use with O.E.M. door panels only.	\$475.00
SET TAH-SWB	Setina VERTICAL window armor bars.	\$545.00

COMPUTER STANDS AND CRADLES

TP COMP-UNIV-SA	TROY PRODUCTS computer mount with easy one-handed operation and swing arm, bolts to troy console. (DOCKING STATION NOT INCLUDED).	\$450.00
TP COMP-UNIV-SL	TROY PRODUCTS computer mount with easy one-handed operation and slide arm, bolts to troy console. (DOCKING STATION NOT INCLUDED).	\$590.00
TP TAH-COMP-SL	TROY PRODUCTS passenger seat mount computer stand with slide arm for docking station, 2021 Tahoe (CRADLE SOLD SEPARATELY).	\$895.00

EMERGENCY EQUIPMENT



ALL PRICES INCLUDE FREIGHT AND INSTALLATION

TP CM-LT-1600	TROY PRODUCTS Deluxe laptop tray for computer up to 15"W x 11.5H (3 lbs lighter than CM-LT-1500) for use w/computer mount assemblies ending in -LED.	\$310.00
HAV TAH-CM-PREM	Havis passenger seat mount computer mount stand, premium with slide feature. (cradle sold separately)	\$1,090.00
HAV TAH-CM-STD	Havis passenger seat mount computer mount stand, standard. (cradle sold separately)	\$825.00
SET UT-1001	Havis universal laptop tray.	\$335.00

PUSH BUMPERS

WEST TAH-PB	Westin Elite XD push bumper for Tahoe/Suburban 2021+.	\$1,040.00
WEST TAH-PB2L	Westin Elite XD push bumper for Tahoe/Suburban 2021+ with two light channel (Lights purchased separately).	\$1,095.00
WEST TAH-PB2L-PIT	Westin Elite XD push bumper for Tahoe/Suburban 2021+ with two light channel & pit bars(Lights purchased separately).	\$1,825.00
SET TAH-PB400	Setina PB400 push bumper, Tahoe.	\$930.00
SET TAH-PB450L2	Setina lighted push bumper with (2) forward facing ION LED lights, installed.	\$1,515.00
SET TAH-PB450L4	Setina lighted push bumper with (2) forward facing LED lights & (2) side facing LED lights, installed.	\$1,795.00
PG TAH-PB	Pro-Gard HD Tahoe push bumper.	\$815.00

GUN BOXES

TP TAH-VAULT	TROY PRODUCTS TAHOE storage vault, 44"Wx32"Lx12H". Includes two (2) lockable draw-tight handles, carpet on top, foam on floor.	\$1,945.00
TP TAH-COMMAND	TROY PRODUCTS TAHOE command post 44"Wx22"Lx17"H, includes storage drawers, full size map drawer & radio mounting area with cargo mounting platform.	\$6,950.00
TP TAH-RDECK	TROY PRODUCTS Tahoe horizontal cargo deck with adjustable divider, bolts to Tahoe rear cages.	\$740.00
TP TAH-CARGODECK-SS	TROY PRODUCTS Tahoe rear cargo deck storage system with easy-deploy Stop-Stick compartment, slide-out storage drawer, slide-out electronics tray, storage tray and side cubbies.	\$2,935.00
AA SUVAULT-1	American Aluminum single drawer weapon storage vault with secure lock T-handle locking system, powder coated black with mesh basket on top.	\$1,905.00
AA SUVAULT-2	American Aluminum TWO drawer weapon storage vault with secure lock T-handle locking system, powder coated black with mesh basket on top.	\$3,400.00
AA SIMPLEX	Upgrade vault to include Simplex lock (per drawer).	\$400.00
AA SUVAULT-K9-COMBO	American Aluminum 2 drawer + K9 for full size SUV includes (2) drawers and 30"W x 28" D x 29"H kennel. Unit powder coated black.	\$5,290.00
AA UP VAULT	American Aluminum UP vault leg kit, installed.	\$320.00
SET TAH-VAULT1	Setina single drawer vault with ley lock & top basket, powder coated black.	\$2,085.00
SET TAH-VAULT2	Setina two drawer vault with combo lock on top drawer & no lock on bottom drawer, powder coated black.	\$2,300.00
SET TAH-VAULT-FREE	Setina free standing kit, required with vault when not installing with Setina cargo barrier.	\$385.00

FREE STANDING GUN MOUNT

SET TAH-FREE	Setina free standing gunlock kit, requires gun lock (purchased separately).	\$465.00
--------------	---	----------



ALL PRICES INCLUDE FREIGHT AND INSTALLATION

CHEVY SILVERADO

CONSOLES

TP SILV-CON16	TROY PRODUCTS 16" L-Shaped console with 7" slope / 11" level faceplate area for non-floor shift models. Includes floorplate and standard faceplates. Includes 4" dual cup internal beverage holder. 3" shallow console tray, (2) DC outlets & (1) dual-port USB module, & height adjustable swivel arm rest with 5"x8" foam pad that bolts to the rear of console.	\$995.00
TP SILV-WBCON16-FB	TROY PRODUCTS 16" wide-body console with 8" slope / 8" level faceplate area and open storage on side of console. For non-floor shift models. Includes floorplate and standard faceplates, 4" dual cup internal beverage holder, 4" shallow console tray, (2) DC outlets & (1) dual-port USB module, & long external map book locking lidded storage box; 13.25" W x 13.8" L x 11" H (Includes leather pad).	\$1,390.00
TP SILV-WBCON16	TROY PRODUCTS 16" wide-body console with 8" slope / 8" level faceplate area and open storage on side of console. For non-floor shift models. Includes floorplate and standard faceplates, 4" dual cup internal beverage holder, 4" shallow console tray, (2) DC outlets & (1) dual-port USB module, & height adjustable swivel arm rest with 5"x8" foam pad that bolts to the rear of console.	\$1,155.00
TP SILV-WBCON20	TROY PRODUCTS 20" wide-body console with 8" slope / 12" level faceplate area and open storage on side of console. For non-floor shift models. Includes floorplate and standard faceplates, 4" dual cup internal beverage holder, 4" shallow console tray, (2) DC outlets & (1) dual-port USB module, & height adjustable swivel arm rest with 5"x8" foam pad that bolts to the rear of console.	\$1,170.00
TP SILV-CON-OH	TROY PRODUCTS overhead 4" console to replace OEM dome light module for remote head controller only.	\$415.00
HAV SILV-CON18	Havis 18"L x 10"H console includes track mount, side mount arm rest, (3) DC power outlets, (2) cup holders, and necessary blanks.	\$1,095.00
HAV SILV-CON30	Havis 30"L x 10"H console includes track mount, side mount arm rest, (3) DC power outlets, (2) cup holders, and necessary blanks.	\$1,210.00
TP PRINTER-ARM-REST	Furnish and Install Height-adjustable printer arm rest w/5x8 pad, bolts to rear of console rear.	\$465.00

PARTITIONS

TP SILV-PART-FIX	TROY PRODUCTS fixed window all polycarbonate partition with pre-punched holes and weapon recess panel. Includes mounting kit & partition kick panels for Silverado 1500 models.	\$1,450.00
TP SILV-PART-SLIDE	TROY PRODUCTS large window partition with sliding window, crawl-through barrier and weapon recess panel. Includes mounting kit & partition kick panels for Silverado 1500 models.	\$1,420.00
SET SILV-1/2CAGE	Setina 6VS single prisoner transport with coated polycarbonate partition	\$1,975.00
SET SILV-PART-10VS	Setina 10VS Prisoner cage C uncoated polycarbonate with vinyl coated expanded metal window security screen and lower extension panels.	\$1,440.00
SET SILV-R-PART-10VS	Setina 10VS prisoner cage C RECESSED panel uncoated polycarbonate with expanded metal window cover and lower extension panels.	\$1,610.00
PG SILV-R-PART	Pro-Gard RESESSED panel prisoner partition with poly center slider window and expanded metal insert.	\$1,560.00
PG SILV-1/2CAGE	Pro-Gard single compartment prisoner cage Pro-cell, 1/2 Partition with OEM rear seat.	\$2,515.00

SEATS & CAGES

TP SILV-SWB	TROY PRODUCTS driver & passenger side diamond-punched window guards WITH Rear window screen, diamond-punched.	\$585.00
SET SILV-DOOR	Setina replacement door panels.	\$420.00
PG SILV-DOOR	Pro-Gard door panels	\$320.00
PG SILV-SWB	Pro-Gard window armor bars.	\$475.00
SET SILV-SWB	Setina vertical window armor bars for use with setina door panels.	\$545.00

EMERGENCY EQUIPMENT



ALL PRICES INCLUDE FREIGHT AND INSTALLATION

COMPUTER STANDS AND CRADLES

TP CM-LT-1600	TROY PRODUCTS Deluxe laptop tray for computer up to 15"W x 11.5H (3 lbs lighter than CM-LT-1500) for use w/computer mount assemblies ending in -LED.	\$310.00
TP COMP-UNIV-SA	TROY PRODUCTS computer mount with easy one-handed operation and swing arm, bolts to troy console. (DOCKING STATION NOT INCLUDED).	\$450.00
TP COMP-UNIV-SL	TROY PRODUCTS computer mount with easy one-handed operation and slide arm, bolts to troy console. (DOCKING STATION NOT INCLUDED).	\$590.00
TP SILV-COMP-SA	TROY PRODUCTS 2019+ Silverado stand alone passenger seat mount computer stand with swing arm (DOCKING STATION NOT INCLUDED).	\$665.00
TP SILV-COMP-SL	TROY PRODUCTS 2019+ Silverado stand alone passenger seat mount computer stand with SLIDING arm (DOCKING STATION NOT INCLUDED).	\$820.00
HAV SILV-CM-PREM	Havis passenger seat mount computer mount stand, premium with slide feature. (cradle sold separately)	\$990.00
SET UT-1001	Havis universal laptop tray.	\$335.00

PUSH BUMPERS

SET SILV-PB	Setina - Push Bumper	\$930.00
SET SILV-PB450L2	Setina lighted push bumper with (2) forward facing ION LED lights, installed.	\$1,095.00
SET SILV-PB450L4	Setina lighted push bumper with (2) forward facing LED lights & (2) side facing LED lights, installed.	\$1,795.00
PG SILV-PB	Pro-gard - Push Bumper	\$815.00

GUN BOXES

TP SILV-USGB	TROY PRODUCTS SILVERADO 1500 under seat flip up lid gun box with mounting brackets (fits under rear fold up seat).	\$1,165.00
--------------	--	------------

FREE STANDING GUN MOUNT

SET SILV-FREE	Setina free standing gunlock kit, requires gun lock (purchased separately).	\$570.00
---------------	---	----------

DODGE DURANGO

CONSOLES

TP DUR-CON18	TROY PRODUCTS 18" non-floor-shift console, Includes floorplate and faceplates, 4" dual cup internal beverage holder, 4" shallow console tray, 2" faceplate with (2) DC outlets & (1) dual-port USB module, & height adjustable swivel arm rest with 5"x8" foam pad that bolts to rear of console.	\$1,120.00
TP DUR-AWD-RELOCATE	2" faceplate to relocate the OEM AWD module (For AWD models only).	\$0.00
TP COMP-UNIV-SA	TROY PRODUCTS computer mount with easy one-handed operation and swing arm, bolts to troy console. (DOCKING STATION NOT INCLUDED).	\$450.00
TP COMP-UNIV-SL	TROY PRODUCTS computer mount with easy one-handed operation and slide arm, bolts to troy console. (DOCKING STATION NOT INCLUDED).	\$590.00
TP CM-LT-1600	TROY PRODUCTS Deluxe laptop tray for computer up to 15"W x 11.5H (3 lbs lighter than CM-LT-1500) for use w/computer mount assemblies ending in -LED.	\$310.00
HAV DUR-CON20	Havis 20"L x 10"H vehicle specific console includes mounting, side mount arm rest, (2) DC power outlets, (2) cup holders, and necessary blanks.	\$1,505.00
TP PRINTER-ARM-REST	Furnish and Install Height-adjustable printer arm rest w/5x8 pad, bolts to rear of console rear.	\$465.00

PARTITIONS

TP DUR-PART-SLIDE-WIRE	TROY PRODUCTS spacemaker partition with sliding window & square hole punched bracket. Includes mounting kit & Partition kick panels with big-foot pockets.	\$1,615.00
------------------------	--	------------

EMERGENCY EQUIPMENT



ALL PRICES INCLUDE FREIGHT AND INSTALLATION

TP DUR-CARGO-WIRE	TROY PRODUCTS Durango rear partition w/square-hole main window & cargo window side panels.	\$740.00
SET DUR-12VS-WIRE	Setina 12VS 2nd row partition - WIRE	\$950.00
SET DUR-12VS-POLY	Setina 12VS 2nd row partition - POLY	\$950.00
SET DUR-PART-10VS	Setina 10VS C prisoner cage uncoated polycarbonate with expanded metal window security screen.	\$1,440.00
SET DUR-R-PART-10VS	Setina 10VS C RESESSED panel prisoner cage with uncoated polycarbonate, vinyl coated expanded metal window security screen, and lower extension panels.	\$1,610.00
PG DUR-R-PART	Pro-gard RESESSED panel partition includes poly center slider window with expanded metal insert and lower extension panel.	\$1,560.00
PG DUR-CARGO-POLY	Pro-gard - 1/4" poly cargo barrier with filler panels.	\$890.00
PG DUR-CARGO-WIRE	Pro-Gard 7 gauge steel wire cargo barrier with filler panels.	\$890.00

SEATS & CAGES

SET DUR-SEAT	Setina full replacement with stock seat belts (This is a seat cover, not a replacement)	\$1,255.00
TP DUR-SEAT-WIRE	TROY PRODUCTS plastic seat with Officer-Safe seatbelt system. Includes rear partition with square-hole main window and cargo window side panels.	\$2,365.00
TP DUR-SEAT-POLY	TROY PRODUCTS plastic seat with Officer-Safe seatbelt system. Includes rear poly partition with square-hole cargo window side panels.	\$2,465.00
TP DUR-HATCH	TROY PRODUCTS rear cargo door square-hole window guard.	\$285.00
TP DUR-SWB	TROY PRODUCTS Durango driver/passenger side vertical bar window guards.	\$410.00
SET DUR-1/2CAGE	Setina 6VS single prisoner transport cage, coated polycarbonate installs utilizing STOCK SEAT.	\$1,920.00
PG DUR-SEAT-POLY	Pro-Gard charcoal grey ABS standard prisoner transport seat w/ 1/4" poly window cargo barrier and outboard seat belts.	\$2,630.00
PG DUR-SEAT-WIRE	Pro-Gard charcoal grey ABS standard prisoner transport seat w/ 1/4" steel screen window cargo barrier and outboard seat belts.	\$2,450.00
SET DUR-DOOR-COVER	Setina S TPO black plastic door panels, installs over OEM door panels.	\$525.00
PG DUR- FLOOR-PAN	Pro-gard charcoal grey ABS floor pan	\$455.00
PG DUR-PWB	Pro-Gard poly window bars (for use with O.E.M. door panels only)	\$475.00
SET DUR-SWB	Setina VS steel vertical window barriers. Compatible with stock & TPO door panels.	\$535.00

COMPUTER STANDS AND CRADLES

HAV DUR-CM-PREM	Havis passenger seat mount computer mount stand, premium with slide feature. (cradle sold separately)	\$855.00
HAV DUR-CM-STD	Havis passenger seat mount computer mount stand, standard. (cradle sold separately)	\$515.00
SET UT-1001	Havis universal laptop tray.	\$335.00

PUSH BUMPERS

SET DUR-PB450L2	Setina lighted push bumper with (2) forward facing ION LED lights, installed.	\$1,515.00
SET DUR-PB450L4	Setina lighted push bumper with (2) forward facing LED lights & (2) side facing LED lights, installed.	\$1,795.00
PG DUR-PB	Pro-Gard push bumper.	\$815.00

GUN BOXES

TP DUR-VAULT	TROY PRODUCTS DURANGO storage vault, 40"Wx32"Lx12H". Includes two (2) lockable draw-tight handles, carpet on top, foam on floor.	\$1,875.00
--------------	--	------------

EMERGENCY EQUIPMENT



ALL PRICES INCLUDE FREIGHT AND INSTALLATION

TP DUR-VAULT-TILT	TROY PRODUCTS DURANGO storage vault, 40"Wx32"Lx12H". Includes two (2) lockable draw-tight handles, carpet on top, foam on floor, & tilt-up cargo mount system.	\$2,560.00
AA SUVAULT-1	American Aluminum single drawer weapon storage vault with secure lock T-handle locking system, powder coated black with mesh basket on top.	\$1,905.00
AA SUVAULT-2	American Aluminum TWO drawer weapon storage vault with secure lock T-handle locking system, powder coated black with mesh basket on top.	\$3,400.00
AA SIMPLEX	Upgrade vault to include Simplex lock (per drawer).	\$400.00
AA UP VAULT	American Aluminum UP vault leg kit, installed.	\$320.00
SET DUR-VAULT1	Setina single drawer vault with ley lock & top basket, powder coated black.	\$2,085.00
SET DUR-VAULT2	Setina two drawer vault with combo lock on top drawer & no lock on bottom drawer, powder coated black.	\$2,300.00
SET DUR-VAULT-FREE	Setina free standing kit, required with vault when not installing with Setina cargo barrier.	\$240.00

FREE STANDING GUN MOUNT

SET DUR-FREE	Setina free standing gunlock kit, requires gun lock (purchased separately).	\$465.00
--------------	---	----------

DODGE CHARGER

CONSOLES

TP CHA-CON18	TROY PRODUCTS 18" vehicle specific console with 7" angled slope & 11" level surface. Includes faceplates, 4" dual cup internal beverage holder, 4" shallow console tray, 2" faceplate with (2) DC outlets & (1) dual-port USB module & height adjustable swivel arm rest with 5"x8" foam pad that bolts to rear of console.	\$1,060.00
TP CHA-CON22	TROY PRODUCTS 22" level console. Includes faceplates, 4" dual cup internal beverage holder 4" shallow console tray, 2" face plate pre-punched w/ holes for (2) DC outlets & (1) dual-port USB module & height adjustable swivel arm rest with 5"x8" foam pad that bolts to rear of console.	\$935.00
HAV CHA-CON17	Havis 17"L x 10"H console includes mounting, side mount arm rest, (3) DC power outlets, (2) cup holders, and necessary blanks.	\$935.00
HAV CHA-CON24	Havis 24"L x 10"H console includes mounting, side mount arm rest, (3) DC power outlets, (2) cup holders, and necessary blanks.	\$935.00
TP PRINTER-ARM-REST	Furnish and Install Height-adjustable printer arm rest w/5x8 pad, bolts to rear of console rear.	\$465.00

PARTITIONS

TP CHA-PART-FIX	TROY PRODUCTS fixed window all polycarbonate partition with pre-punched holes and weapon recess panel. Includes mounting kit & partition kick panels with big foot pockets for Charger.	\$1,520.00
TP CHA-PART-SLIDE	TROY PRODUCTS large window partition with sliding window, crawl-through barrier and weapon recess panel, Includes mounting kit & partition kick panels with big foot pockets for Charger.	\$1,490.00
PG CHA-1/2CAGE	Pro-Gard single compartment prisoner cage, Pro-Cel 1/2 Partition for passenger side.	\$3,180.00
PG CHA-1/2CAGE-OSB	Pro-Gard single compartment prisoner cage, Pro-Cel 1/2 Partition for passenger side with officer safe seat belt.	\$3,380.00
PG CHA-PART	Pro-gard partition includes poly center slider window with expanded metal insert and lower extension panel.	\$1,420.00
PG CHA-PART-RECESS	Pro-gard space saver plus RECESSED panel prisoner transport partition with lower extension panels	\$1,560.00
SET CHA 1/2CAGE	Setina 6VS single prisoner transport cage, coated polycarbonate window with OEM seat.	\$1,890.00

SEATS & CAGES

TP CHA-SEAT	TROY PRODUCTS rear plastic seat with Officer-Safe seat belt system.	\$1,100.00
TP CHA-SWB	TROY PRODUCTS driver & passenger welded vertical bar window guards.	\$400.00
SET CHA-SEAT-FULL	Setina full replacement transport seat TPO plastic with center pull belts.	\$1,470.00

EMERGENCY EQUIPMENT



ALL PRICES INCLUDE FREIGHT AND INSTALLATION

PG CHA-SEAT-STR	Pro-gard charcoal grey ABS standard prisoner seat (features straight back) and outboard seat belts.	\$1,290.00
PG CHA-SEAT-CONT	Pro-gard charcoal grey ABS contoured prisoner seat (features contoured, padded back) and outboard seat belts.	\$1,290.00
SET CHA-DP	Setina door panels.	\$535.00
PG CHA-DOOR-ABS	Pro-gard ABS door panels.	\$345.00
PG CHA-FLOOR-PAN	Pro-gard charcoal grey ABS floor pan.	\$510.00
SET CHA-PART-8VS	Setina 8VS prisoner cage with 1/2 uncoated polycarbonate, 1/2 vinyl coated expanded metal and lower extension panels.	\$1,190.00
SET CHA-PART-10VS	Setina 10VS C prisoner cage with uncoated polycarbonate, vinyl coated expanded metal window security screen, and lower extension panels.	\$1,390.00
SET CHA-PART-RECESS-8VS	Setina 8VS RESESSED panel prisoner cage with 1/2 uncoated polycarbonate, 1/2 vinyl coated expanded metal and lower extension panels.	\$1,440.00
SET CHA-PART-RECESS-10VS	Setina 10VS C RESESSED panel prisoner cage with uncoated polycarbonate, vinyl coated expanded metal window security screen, and lower extension panels.	\$1,600.00
SET CHA-FLOOR-PAN	Setina TPO plastic floor pan	\$550.00
PG CHA-SWB	Pro-gard steel window bars (for use with O.E.M. door panels only)	\$475.00
SET CHA-SWB	Setina window armor bars.	\$490.00

COMPUTER STANDS AND CRADLES

TP CM-LT-1600	TROY PRODUCTS Deluxe laptop tray for computer up to 15"W x 11.5H (3 lbs lighter than CM-LT-1500) for use w/computer mount assemblies ending in -LED.	\$310.00
TP COMP-UNIV-SA	TROY PRODUCTS computer mount with easy one-handed operation and swing arm, bolts to troy console. (DOCKING STATION NOT INCLUDED).	\$450.00
TP COMP-UNIV-SL	TROY PRODUCTS computer mount with easy one-handed operation and slide arm, bolts to troy console. (DOCKING STATION NOT INCLUDED).	\$590.00
TP CHA-COMP-SL	TROY PRODUCTS 2011+ Charger stand alone passenger seat mount computer stand with SLIDING arm (DOCKING STATION NOT INCLUDED).	\$755.00
TP CHA-COMP-SA	TROY PRODUCTS 2011+ Charger stand alone passenger seat mount computer stand with swing arm (DOCKING STATION NOT INCLUDED).	\$615.00
TP CHA-ELEC-TRAY	TROY PRODUCTS flip-down wheel well electronics tray.	\$345.00
HAV CHA-CM-PREM	Havis passenger seat mount computer mount stand, premium with slide feature. (cradle sold separately)	\$960.00
HAV CHA-CM-STD	Havis passenger seat mount computer mount stand, standard. (cradle sold separately)	\$695.00
SET UT-1001	Havis universal laptop tray.	\$335.00
SET CHA-TRAY	Setina aluminum electronics trunk tray.	\$810.00

PUSH BUMPERS

WEST DUR-PB	Westin Elite push bumper for Charger Police 2015+.	\$680.00
WEST DUR-PB2L	Westin Elite push bumper for Charger Police 2015+ with two light channel (lights purchased separately).	\$735.00
WEST DUR-PB2L-PIT	Westin Elite push bumper for Charger Police 2015+ with two light channel & pit bars (lights purchased separately).	\$1,625.00
SET CHA-PB	Setina push bumper.	\$880.00
SET CHA-PB450L2	Setina lighted push bumper with (2) forward facing ION LED lights, installed.	\$1,420.00

EMERGENCY EQUIPMENT



ALL PRICES INCLUDE FREIGHT AND INSTALLATION

SET CHA-PB450L4 Setina lighted push bumper with (2) forward facing LED lights & (2) side facing LED lights, installed. \$1,615.00

PG CHA-PUSH Pro-gard HD Charger push bumper. \$780.00

FREE STANDING GUN MOUNT

SET CHA-FREE Setina free standing gunlock kit, requires gun lock (purchased separately). \$465.00

DODGE RAM

CONSOLES

TP RAM-CON14 TROY PRODUCTS 14" console with 7" slope / 7" level faceplate area. Includes floorplate and faceplates, 4" dual cup internal beverage holder, 3" shallow console tray, (2) DC outlets & (1) dual-port USB module, & height adjustable swivel arm rest with 5"x8" foam pad that bolts to the rear of console. \$965.00

TP RAM-WBCON16 TROY PRODUCTS 16" wide-body console with 8" slope/8" level faceplate area and open storage on side of console. Includes floorplate and faceplates, 4" dual cup internal beverage holder, 4" shallow console tray, (2) DC outlets & (1) dual-port USB module, & height adjustable swivel arm rest with 5"x8" foam pad that bolts to the rear of console. \$1,155.00

TP RAM-WBCON16-FB TROY PRODUCTS 16" wide-body console with 8" slope / 8" level and open storage on side of console. Includes floorplate and faceplates, 4" shallow console tray, (2) DC outlets & (1) dual-port USB module, & Locking Lidded file box that bolts to the rear of wide-body console with large leather pad. \$1,345.00

HAV RAM-CON22 Havis vehicle specific 22"L x 10"H console includes (2) 12V outlets, USB/AUX relocation plate, (1) built in accessory pocket, (2) cupholders, side mount arm rest, and necessary blanks. \$1,205.00

TP PRINTER-ARM-REST Furnish and Install Height-adjustable printer arm rest w/5x8 pad, bolts to rear of console rear. \$465.00

PARTITIONS

TP RAM-PART-FIX TROY PRODUCTS fixed window all polycarbonate partition with pre-punched holes and weapon recess panel. Includes mounting kit & partition kick panels for RAM pickups. \$1,485.00

TP RAM-PART-SLIDE TROY PRODUCTS large window partition with sliding window, crawl-through barrier and weapon recess panel. Includes mounting kit & partition kick panels for RAM pickups. \$1,455.00

SET RAM-1/2CAGE-CREW Setina 6VS single prisoner partition coated polycarbonate partition for RAM crew cab. \$3,420.00

SET RAM-PART-10VS Setina 10VS C prisoner cage with uncoated polycarbonate, vinyl coated expanded metal window security screen, and lower extension panels. \$1,440.00

SET RAM-R-PART-10VS Setina 10VS C RESESSED panel prisoner cage with uncoated polycarbonate, vinyl coated expanded metal window security screen, and lower extension panels. \$1,610.00

PG RAM-PART Pro-gard partition includes poly center slider window with expanded metal insert and lower extension panel. \$1,560.00

SEATS & CAGES

TP RAM-SWB TROY PRODUCTS driver & passenger side diamond-punched window guards WITH Rear window screen, diamond-punched. \$560.00

SET RAM-DOOR Setina door panels. \$430.00

PG RAM-SWB Pro-Gard steel window bars (for use with O.E.M. door panels only). \$465.00

SET RAM-SWB-CREW Setina VS steel vertical crew cab window barrier compatible with stock door panels. \$565.00

SET RAM-SWB-QUAD Setina VS steel vertical quad cab window barrier compatible with stock door panels. \$565.00

COMPUTER STANDS AND CRADLES

TP CM-LT-1600 TROY PRODUCTS Deluxe laptop tray for computer up to 15"W x 11.5H (3 lbs lighter than CM-LT-1500) for use w/computer mount assemblies ending in -LED. \$310.00

TP COMP-UNIV-SA TROY PRODUCTS computer mount with easy one-handed operation and swing arm, bolts to troy console. (DOCKING STATION NOT INCLUDED). \$450.00

EMERGENCY EQUIPMENT



ALL PRICES INCLUDE FREIGHT AND INSTALLATION

TP COMP-UNIV-SL	TROY PRODUCTS computer mount with easy one-handed operation and slide arm, bolts to troy console. (DOCKING STATION NOT INCLUDED).	\$590.00
TP RAM-COMP-SL	TROY PRODUCTS 2019 F-Series stand alone passenger seat mount computer stand with SLIDING arm (DOCKING STATION NOT INCLUDED).	\$790.00
TP RAM-COMP-SA	TROY PRODUCTS 2019 F-Series stand alone passenger seat mount computer stand with swing arm (DOCKING STATION NOT INCLUDED).	\$660.00
HAV RAM-CM-PREM	Havis passenger seat mount computer mount stand, premium with slide feature. (cradle sold separately)	\$995.00
HAV RAM-CM-STD	Havis passenger seat mount computer mount stand, standard. (cradle sold separately)	\$725.00
SET UT-1001	Havis universal laptop tray.	\$335.00

PUSH BUMPERS

SET RAM-PB	Setina push bumper.	\$930.00
SET RAM-PB450L2	Setina lighted push bumper with (2) forward facing ION LED lights, installed.	\$1,515.00
SET RAM-PB450L4	Setina lighted push bumper with (2) forward facing LED lights & (2) side facing LED lights, installed.	\$1,795.00
PG RAM-PB	Pro-Gard push bumper.	\$875.00

FREE STANDING GUN MOUNT

SET RAM-FREE	Setina free standing gunlock kit, requires gun lock (purchased separately).	\$475.00
--------------	---	----------

FORD INTERCEPTOR UTILITY

CONSOLES

TP PIU-CON18	TROY PRODUCTS 18" L-shaped console with 10" slope / 8" level with faceplates, 4" dual cup internal beverage holder, 4" shallow console tray, 2" faceplate w/ (2) DC outlets & (1) dual-port USB module, & height adjustable swivel arm rest with 5"x8" foam pad that bolts to rear of console.	\$1,005.00
TP PIU-CON22	TROY PRODUCTS 22" all-level console with faceplates, 4" dual cup internal beverage holder, 4" shallow console tray, 2" faceplate w/ (2) DC outlets & (1) dual-port USB module, & height adjustable swivel arm rest with 5"x8" foam pad that bolts to rear of console.	\$955.00
TP PIU-CON-OH	TROY PRODUCTS 2020+ PI Utility Overhead 4" Console - mounts siren control and radio remote head.	\$490.00
HAV PIU-CON14	Havis 14"L x 6.5H vehicle specific console includes (3) 12V outlets, (2) cup holders, side mount arm rest, and necessary blanks.	\$815.00
HAV PIU-CON22	Havis 22"L sloped vehicle specific console includes OEM USB and lighter plug relocation cutout, OEM parking brake relocation cutout, (2) additional 12V outlets, (2) cup holders, side mount arm rest, and necessary blanks.	\$980.00
TP PRINTER-ARM-REST	Furnish and Install Height-adjustable printer arm rest w/5x8 pad, bolts to rear of console rear.	\$465.00
AA SUVAULT-1	American Aluminum single drawer weapon storage vault with secure lock T-handle locking system, powder coated black with mesh basket on top.	\$1,905.00
AA SUVAULT-2	American Aluminum TWO drawer weapon storage vault with secure lock T-handle locking system, powder coated black with mesh basket on top.	\$3,400.00
AA SIMPLEX	Upgrade vault to include Simplex lock (per drawer).	\$400.00

PARTITIONS

TP PIU-PART-FIX	TROY PRODUCTS fixed window all polycarbonate partition with pre-punched holes and weapon recess panel. Includes mounting kit & partition kick panels with big foot pockets for Interceptor Utility.	\$1,510.00
TP PIU-PART-SLIDE	TROY PRODUCTS large window partition with sliding window, crawl-through barrier and weapon recess panel, Includes mounting kit & partition kick panels with big foot pockets for Interceptor Utility.	\$1,485.00

EMERGENCY EQUIPMENT



ALL PRICES INCLUDE FREIGHT AND INSTALLATION

TP TAH-ELEC-BOX	TROY PRODUCTS 30.5" electronics box with hinged lid, mounted to back of partition for use with NO vault.	\$510.00
TP PIU-CARGO-WIRE	TROY PRODUCTS rear partition, square-hole main window with square-hole cargo window guards.	\$705.00
TP PIU-CARGO-POLY	TROY PRODUCTS rear partition, poly main window and square-hole cargo window side panels.	\$780.00
PG PIU-1/2CAGE	Pro-gard single prisoner cage includes partition, seat, door panels, window bars, rear barrier, and lower extension panels.	\$3,655.00
PG PIU-1/2CAGE-OSB	Pro-gard single prisoner cage includes partition, seat, door panels, window bars, rear barrier, lower extension panels, and officer safe belts.	\$4,050.00
PG PIU-PART	Pro-Gard partition includes poly center slider window with expanded metal insert and lower extension panel.	\$1,420.00
SET PIU-PART-8VS	Setina 8VS prisoner cage with 1/2 uncoated polycarbonate, 1/2 vinyl coated expanded metal and lower extension panels.	\$1,285.00
SET PIU-12VS-WIRE	Setina - 12-VS rear partition - WIRE	\$980.00
SET PIU-12VS-POLY	Setina - 12-VS rear partition - POLY	\$995.00
SET PIU-R-PART-8VS	Setina 8VS RESESSED panel prisoner cage with 1/2 uncoated polycarbonate, 1/2 vinyl coated expanded metal and lower extension panels.	\$1,440.00
SET PIU-PART-10VS	Setina 10VS C prisoner cage with uncoated polycarbonate, vinyl coated expanded metal window security screen, and lower extension panels.	\$1,440.00
SET PIU-R-PART-10VS	Setina 10VS C RESESSED panel prisoner cage with uncoated polycarbonate, vinyl coated expanded metal window security screen, and lower extension panels.	\$1,610.00
PG PIU-R-PART	Pro-Gard RESESSED panel partition includes poly center slider window with expanded metal insert and lower extension panel.	\$1,560.00
PG PIU-CARGO-POLY	Pro-Gard 1/4" poly rear cargo barrier with filler panels.	\$890.00
PG PIU-CARGO-WIRE	Pro-Gard 1/4" 7 Ga. Steel wire rear cargo barrier with filler panels.	\$890.00
SET PIU-1/2CAGE	Setina 6VS single prisoner transport cage, coated polycarbonate installs utilizing STOCK SEAT.	\$1,975.00

SEATS & CAGES

TP PIU-SEAT-WIRE	TROY PRODUCTS plastic seat with Officer-Safe seatbelt system. Includes rear partition with square-hole pattern and cargo window side panels.	\$2,300.00
TP PIU-SEAT-POLY	TROY PRODUCTS plastic seat with Officer-Safe seatbelt system. Includes rear partition with poly main window and cargo window side panels.	\$2,400.00
TP PIU-CGP	TROY PRODUCTS PI Utility rear partition airbag corridor gap panels, driver and passenger sides.	\$90.00
TP PIU-1/2CAGE	TROY PRODUCTS PI Utility single-cell with poly window; half cage, kick panel w/ foot pocket, with removable panel , center seat floor plate, plastic seat with OS seatbelt system, rear partition square-hole pattern with side panels.	\$2,995.00
TP PIU-RDECK	TROY PRODUCTS PI Utility horizontal cargo deck with adjustable divider, bolts to PI Utility rear cages.	\$725.00
TP PIU-SWB	TROY PRODUCTS driver & passenger welded vertical bar window guards.	\$405.00
TP PIU-DP-SET	TROY PRODUCTS DRIVER AND PASSENGER DOOR PANEL SET.	\$450.00
SET PIU-SEAT-WIRE	Setina full replacement transport seat TPO plastic with center pull belts and wire mesh cargo barrier.	\$2,315.00
PG PIU-SEAT-POLY	Pro-gard standard prisoner transport seat with 1/4" poly. window cargo barrier & seat.	\$2,220.00
PG PIU-SEAT-WIRE	Pro-gard standard prisoner transport seat with 7 Ga. Steel screen window cargo barrier & seat.	\$2,220.00
SET PIU-DOOR	Setina TPO door panel.	\$525.00
PG PIU-SWB	Pro-Gard -steel window Bars, for use with O.E.M. door panels only.	\$475.00
SET PIU-SWB	Setina VERTICAL window armor bars.	\$535.00

EMERGENCY EQUIPMENT



ALL PRICES INCLUDE FREIGHT AND INSTALLATION

PG PIU-DISABLE	Pro-Gard 2020+ Police Interceptor Utility rear door / window disable kit (block off plates).	\$130.00
PG PIU-FLOOR-PAN	Pro-Gard charcoal grey ABS floor.	\$510.00
TP PIU-DR-PLT	TROY PRODUCTS passenger door handle cover set.	\$155.00

COMPUTER STANDS AND CRADLES

TP CM-LT-1600	TROY PRODUCTS Deluxe laptop tray for computer up to 15"W x 11.5H (3 lbs lighter than CM-LT-1500) for use w/computer mount assemblies ending in -LED.	\$310.00
TP COMP-UNIV-SA	TROY PRODUCTS computer mount with easy one-handed operation and swing arm, bolts to troy console. (DOCKING STATION NOT INCLUDED).	\$450.00
TP COMP-UNIV-SL	TROY PRODUCTS computer mount with easy one-handed operation and slide arm, bolts to troy console. (DOCKING STATION NOT INCLUDED).	\$590.00
TP PIU-COMP-SA	TROY PRODUCTS 2020+ Interceptor Utility stand alone passenger seat mount computer stand with swing arm (DOCKING STATION NOT INCLUDED).	\$630.00
TP PIU-COMP-SL	TROY PRODUCTS 2020+ Interceptor Utility stand alone passenger seat mount computer stand with SLIDING arm (DOCKING STATION NOT INCLUDED).	\$785.00
SET UT-1001	Havis universal laptop tray.	\$335.00
HAV PIU-CM-PREM	Havis passenger seat mount computer mount stand, premium with slide feature. (cradle sold separately)	\$965.00
HAV PIU-CM-STD	Havis passenger seat mount computer mount stand, standard. (cradle sold separately)	\$700.00

PUSH BUMPERS

WEST PIU-PB	Westin Elite push bumper for Interceptor Utility 2020+.	\$810.00
WEST PIU-PB2L	Westin Elite push bumper for Interceptor Utility 2020+ with two light channel (lights purchased separately).	\$865.00
WEST PIU-PB2L-PIT	Westin Elite push bumper for Interceptor Utility 2020+ with two light channel & pit bars (lights purchased separately).	\$1,585.00
SET PIU-PB400	Setina PB400 VS aluminum push bumper.	\$930.00
SET PIU-PB450L2	Setina lighted push bumper with (2) forward facing ION LED lights, installed.	\$1,515.00
SET PIU-PB450L4	Setina lighted push bumper with (2) forward facing LED lights & (2) side facing LED lights, installed.	\$1,795.00
PG PIU-PB	Pro-Gard HD push bumper.	\$900.00

GUN BOXES

TP PIU-VAULT	TROY PRODUCTS INTERCEPTOR UTILITY storage vault, 40"Wx32"Lx12H". Includes two (2) lockable draw-tight handles, carpet on top, foam on floor.	\$1,875.00
TP PIU-VAULT-SL-ELE	TROY PRODUCTS INTERCEPTOR UTILITY storage vault, 40"Wx32"Lx12H". Includes two (2) lockable draw-tight handles, carpet on top, foam on floor, with slide out electronics tray with guard fence.	\$2,285.00
TP PIU-VAULT-ELEV	TROY PRODUCTS elevated storage vault, 48"Wx24"Lx8H". Includes two (2) lockable draw-tight handles, carpet on top, foam on floor. Elevated design allows access to spare tire.	\$1,935.00
TP TAH-VAULT-TILT-ELE	TROY PRODUCTS TAHOE storage vault, 44"Wx32"Lx12H". Includes two (2) lockable draw-tight handles, carpet on top, foam on floor with tilt-up cargo mount including electronics tray.	\$2,750.00
TP PIU-VAULT-TILT	TROY PRODUCTS INTERCEPTOR UTILITY storage vault, 40"Wx32"Lx12H". Includes two (2) lockable draw-tight handles, carpet on top, foam on floor & tilt-up cargo mount that allows access to spare tire.	\$2,665.00
TP PIU-VAULT-TILT-ELEC	TROY PRODUCTS INTERCEPTOR UTILITY storage vault, 40"Wx32"Lx12H". Includes two (2) lockable draw-tight handles, carpet on top, foam on floor, tilt-up cargo mount that allows access to spare tire, & tilt-down electronics tray.	\$2,915.00
TP PIU-COMMAND	TROY PRODUCTS INTERCEPTOR UTILITY command post with tilt-up white board and storage drawers.	\$5,365.00

EMERGENCY EQUIPMENT



ALL PRICES INCLUDE FREIGHT AND INSTALLATION

TP PIU-CARGODECK-SS	TROY PRODUCTS INTERCEPTOR UTILITY rear cargo deck storage system with easy-deploy Stop-Stick compartment, slide-out electronics tray, storage tray and side cubbies.	\$2,080.00
TP PIU-CARGODECK-SS-V	TROY PRODUCTS INTERCEPTOR UTILITY rear cargo deck storage system with Stop-Stick compartment, slide-out electronics tray, storage tray, side cubbies and storage vault 40"Wx22"Lx12H". Includes two (2) lockable draw-tight handles, carpet on top, foam on floor.	\$3,600.00
TP PIU-CARGODECK-CMPT	TROY PRODUCTS INTERCEPTOR UTILITY rear cargo deck storage system with lidded tilt-up compartment, slide-out electronics tray, storage tray, side cubbies.	\$2,305.00
TP PIU-CARGODECK-CMPT-V	TROY PRODUCTS INTERCEPTOR UTILITY rear cargo deck storage system with lidded tilt-up compartment, slide-out electronics tray, storage tray, side cubbies and storage vault 40"Wx22"Lx12H". Includes two (2) lockable draw-tight handles, carpet on top, foam on floor.	\$3,825.00
AA SUVVAULT-1	American Aluminum single drawer weapon storage vault with secure lock T-handle locking system, powder coated black with mesh basket on top.	\$1,905.00
AA SUVVAULT-2	American Aluminum TWO drawer weapon storage vault with secure lock T-handle locking system, powder coated black with mesh basket on top.	\$3,400.00
AA SIMPLEX	Upgrade vault to include Simplex lock (per drawer).	\$400.00
AA UP VAULT	American Aluminum UP vault leg kit, installed.	\$320.00
AA SUVVAULT-K9-COMBO	American Aluminum 2 drawer + K9 for full size SUV includes (2) drawers and 30"W x 28" D x 29"H kennel. Unit powder coated black.	\$5,290.00
SET PIU-VAULT1	Setina single drawer vault with ley lock & top basket, powder coated black.	\$2,085.00
SET PIU-VAULT2	Setina two drawer vault with combo lock on top drawer & no lock on bottom drawer, powder coated black.	\$2,300.00
SET PIU-VAULT-FREE	Setina free standing kit, required with vault when not installing with Setina cargo barrier.	\$370.00
<u>FREE STANDING GUN MOUNT</u>		
SET PIU-FREE	Setina free standing gunlock kit, requires gun lock (purchased separately).	\$475.00

FORD F-SERIES

CONSOLES

TP FSERIES-CON-OH	TROY PRODUCTS 7" overhead console for remote-head components.	\$460.00
TP FSERIES-CON14	TROY PRODUCTS 14"console with 7" slope / 7" level faceplate area. Includes floorplate and faceplates, 4" dual cup internal beverage holder, 3" shallow console tray, (2) DC outlets & (1) dual-port USB module, & height adjustable swivel arm rest with 5"x8" foam pad that bolts to the rear of console.	\$965.00
TP FSERIES-CON16	TROY PRODUCTS 16" F150 wide-body console with 7" slope / 9" level and open storage on side of console. Includes faceplates, 4" dual cup internal beverage holder, 4" shallow console tray, (2) DC outlets & (1) dual-port USB module, & cutouts to relocate OEM outlets. (No floorplate needed.)	\$1,140.00
TP FSERIES-WBCON18-PRT	TROY PRODUCTS 20" F150 wide-body console with 7" slope / 13" level w/printer module in open storage area on side of console. Includes faceplates, 4" dual cup internal beverage holder, 4" shallow console tray, (2) DC outlets & (1) dual-port USB module, height adjustable swivel arm rest with 5"x8" foam pad that bolts to the rear of console. (No floorplate needed.)	\$1,435.00
TP FSERIES-WBCON20	TROY PRODUCTS 20" F150 wide-body console with 7" slope / 13" level and open storage on side of console. Includes faceplates, 4" dual cup internal beverage holder, 4" shallow console tray, (2) DC outlets & (1) dual-port USB module, height adjustable swivel arm rest with 5"x8" foam pad that bolts to the rear of console. (No floorplate needed.)	\$1,250.00
TP FSERIES-WBCON20-FB	TROY PRODUCTS 20" F150 wide-body console with 7" slope / 13" level and open storage on side of console. Includes faceplates, 4" dual cup internal beverage holder, 4" shallow console tray, (2) DC outlets & (1) dual-port USB module, & Locking lidded file box that bolts to the rear of wide-body console with large leather pad. (No floorplate needed.)	\$1,470.00
TP SD-WBCON16	TROY PRODUCTS 16" F-Series truck wide-body console with 8" slope / 8" level and open storage on side of console. Includes floorplate and faceplates, 4" dual cup internal beverage holder, 4" shallow console tray, (2) DC outlets & (1) dual-port USB module, height adjustable swivel arm rest with 5"x8" foam pad that bolts to the rear of console.	\$1,190.00

EMERGENCY EQUIPMENT



ALL PRICES INCLUDE FREIGHT AND INSTALLATION

TP SD-WBCON20	TROY PRODUCTS 20" wide-body console with 8" slope / 12" level and open storage on side of console. Includes floorplate and faceplates, 4" dual cup internal beverage holder, 4" shallow console tray, (2) DC outlets & (1) dual-port USB module, height adjustable swivel arm rest with 5"x8" foam pad that bolts to the rear of console.	\$1,135.00
TP SD-WBCON20-FB	TROY PRODUCTS 20" wide-body console with 8" slope / 12" level and open storage on side of console. Includes floorplate and faceplates, 4" dual cup internal beverage holder, 4" shallow console tray, (2) DC outlets & (1) dual-port USB module, & Locking lidded file box that bolts to the rear of wide-body console with large leather pad.	\$1,435.00
HAV FSERIES-CON18	Havis 18"L x 10"H console with tunnel mount plate, (3) 12V outlets, (2) cupholders, armrest, and necessary blanks.	\$1,055.00
HAV FSERIES-CON30	Havis 30"L x 10"H console with tunnel mount plate, (3) 12V outlets, (2) cupholders, armrest, and necessary blanks.	\$1,155.00
TP PRINTER-ARM-REST	Furnish and Install Height-adjustable printer arm rest w/5x8 pad, bolts to rear of console rear.	\$465.00

PARTITIONS

TP FSERIES-PART-FIX	TROY PRODUCTS fixed window all polycarbonate partition with pre-punched holes and weapon recess panel. Includes mounting kit & partition kick panels for F-Series pickups.	\$1,490.00
TP FSERIES-PART-SLIDE	TROY PRODUCTS large window partition with sliding window, crawl-through barrier and weapon recess panel. Includes mounting kit & partition kick panels for F-series pickups.	\$1,460.00
TP FSERIES-1/2CAGE	TROY PRODUCTS F-150 single cell transport system with removable center panel, seat storage box, electronics tray, cab window screen and passenger side diamond pattern window screen. (Note: Requires removal of entire rear seat.)	\$5,245.00
SET FSERIES-1/2CAGE	Setina 6VS single prisoner transport cage, coated polycarbonate with OEM rear seat.	\$1,975.00
PG FSERIES-1/2CAGE	Pro-Gard single compartment prisoner cage Pro-cell, 1/2 Partition with OEM rear seat.	\$2,515.00
SET FSERIES-PART-10VS	Setina 10VS C prisoner cage with uncoated polycarbonate, vinyl coated expanded metal window security screen, and lower extension panels.	\$1,440.00
SET FSERIES-R-PART-10VS	Setina 10VS C RESESSED panel prisoner cage with uncoated polycarbonate, vinyl coated expanded metal window security screen, and lower extension panels.	\$1,610.00
PG FSERIES-PART	Pro-Gard poly prisoner cage with center slider window includes expanded metal insert and full extension panels (F150 ONLY)	\$1,560.00

SEATS & CAGES

TP FSERIES-SWB	TROY PRODUCTS driver & passenger side diamond-punched window guards WITH Rear window screen, diamond-punched.	\$565.00
SET FSERIES-DOOR	Setina door panels, F150 ONLY.	\$535.00
PG FSERIES-DOOR	Pro-Gard door panels, F150 ONLY.	\$345.00
PG FSERIES-SWB	Pro-Gard window armor bars, F150 ONLY.	\$475.00
SET FSERIES-SWB	Setina HORIZONTAL window armor bars, F150 ONLY.	\$545.00

COMPUTER STANDS AND CRADLES

TP CM-LT-1600	TROY PRODUCTS Deluxe laptop tray for computer up to 15"W x 11.5H (3 lbs lighter than CM-LT-1500) for use w/computer mount assemblies ending in -LED.	\$310.00
TP COMP-UNIV-SA	TROY PRODUCTS computer mount with easy one-handed operation and swing arm, bolts to troy console. (DOCKING STATION NOT INCLUDED).	\$450.00
TP COMP-UNIV-SL	TROY PRODUCTS computer mount with easy one-handed operation and slide arm, bolts to troy console. (DOCKING STATION NOT INCLUDED).	\$590.00
TP FSERIES-COMP-SA	TROY PRODUCTS 2019 F-Series stand alone passenger seat mount computer stand with swing arm (DOCKING STATION NOT INCLUDED).	\$640.00
TP FSERIES-COMP-SL	TROY PRODUCTS 2019 F-Series stand alone passenger seat mount computer stand with SLIDING arm (DOCKING STATION NOT INCLUDED).	\$755.00
HAV FSERIES-CM-PREM	Havis passenger seat mount computer mount stand, premium with slide feature. (cradle sold separately)	\$980.00

EMERGENCY EQUIPMENT



ALL PRICES INCLUDE FREIGHT AND INSTALLATION

HAV FSERIES-CM-STD	Havis passenger seat mount computer mount stand, standard. (cradle sold separately)	\$710.00
SET UT-1001	Havis universal laptop tray.	\$335.00

GUN BOXES

TP FSERIES-USGB	TROY PRODUCTS under seat flip up lid gun box with mounting brackets (fits under rear fold up seat).	\$1,065.00
SET FSERIES-GBOX-US	Setina under seat storage box, powder coated black.	\$1,285.00

PUSH BUMPERS

WEST FSERIES-PB	Westin Elite push bumper for F-150 XL SSV 2021+.	\$275.00
WEST FSERIES-PB2L	Westin Elite push bumper for F-150 XL SSV 2021+ with two light channel (lights purchased separately).	\$1,095.00
SET FSERIES-PB	Setina push bumper, F150 ONLY.	\$930.00
SET FSERIES-PB450L2	Setina lighted push bumper with (2) forward facing ION LED lights, installed.	\$1,515.00
SET FSERIES-PB450L4	Setina lighted push bumper with (2) forward facing LED lights & (2) side facing LED lights, installed.	\$1,795.00
PG FSERIES-PB	Push Bumper - Pro-gard - Push Bumper - F150 Only	\$815.00

FREE STANDING GUN MOUNT

SET FSERIES-FREE	Setina free standing gunlock kit, requires gun lock (purchased separately).	\$570.00
------------------	---	----------

FORD EXPEDITION

CONSOLES

TP EXP-CON-OH	TROY PRODUCTS Ford Expedition 7" overhead console.	\$405.00
TP EXP-CON14	TROY PRODUCTS 14" console with 7" slope / 7" level faceplate area. Includes floorplate and faceplates, 4" dual cup internal beverage holder, 3" shallow console tray, (2) DC outlets & (1) dual-port USB module, & height adjustable swivel arm rest with 5"x8" foam pad that bolts to the rear of console.	\$965.00
TP EXP-WBCON16	TROY PRODUCTS 16" wide-body console with 8" slope / 8" level and open storage on side of console. Includes floorplate and faceplates, 4" dual cup internal beverage holder, 4" shallow console tray, (2) DC outlets & (1) dual-port USB module, height adjustable swivel arm rest with 5"x8" foam pad that bolts to the rear of console.	\$1,155.00
TP EXP-WBCON16-FB	TROY PRODUCTS 16" wide-body console with 8" slope / 8" level and open storage on side of console. Includes floorplate and faceplates, 4" shallow console tray, (2) DC outlets & (1) dual-port USB module, & Locking lidded file box that bolts to the rear of wide-body console with large leather pad.	\$1,345.00
TP EXP-WBCON20	TROY PRODUCTS 20" wide-body console with 8" slope / 12" level and open storage on side of console. Includes floorplate and faceplates, 4" dual cup internal beverage holder, 4" shallow console tray, (2) DC outlets & (1) dual-port USB module, height adjustable swivel arm rest with 5"x8" foam pad that bolts to the rear of console.	\$1,170.00
HAV EXP-CON18	Havis 18"L x 10"H console with tunnel mount plate, (3) 12V outlets, (2) cupholders, armrest, and necessary blanks.	\$1,055.00
HAV EXP-CON30	Havis 30"L x 10"H console with tunnel mount plate, (3) 12V outlets, (2) cupholders, armrest, and necessary blanks.	\$1,170.00
TP PRINTER-ARM-REST	Furnish and Install Height-adjustable printer arm rest w/5x8 pad, bolts to rear of console rear.	\$465.00

PARTITIONS

TP EXP-PART-FIX	TROY PRODUCTS fixed window all polycarbonate partition with pre-punched holes and weapon recess panel. Includes mounting kit & partition kick panels for Expedition SSV.	\$1,490.00
TP EXP-PART-SLIDE	TROY PRODUCTS large window partition with sliding window, crawl-through barrier and weapon recess panel. Includes mounting kit & partition kick panels for Expedition SSV.	\$1,460.00
TP EXP-CARGO-WIRE	TROY PRODUCTS rear partition with square-hole window. Includes cargo side window panels.	\$810.00

EMERGENCY EQUIPMENT



ALL PRICES INCLUDE FREIGHT AND INSTALLATION

TP EXP-CARGO-POLY	TROY PRODUCTS rear partition with polycarbonate window. Includes cargo side window panels.	\$880.00
SET EXP-12VS-WIRE	Setina 12VS 2nd row partition - WIRE	\$980.00
SET EXP-12VS-POLY	Setina 12VS 2nd row partition - POLY	\$995.00
SET EXP-R-PART-10VS	Setina 10VS C RESESSED panel prisoner cage with uncoated polycarbonate, vinyl coated expanded metal window security screen, and lower extension panels.	\$1,615.00
SET EXP-PART-10VS	Setina 10VS C prisoner cage with uncoated polycarbonate, vinyl coated expanded metal window security screen, and lower extension panels.	\$1,440.00
PG EXP-PART	Pro-gard partition includes poly center slider window with expanded metal insert and lower extension panel.	\$1,560.00
PG EXP-CARGO-POLY	Pro-Gard - ¼" poly cargo barrier with filler panels for use with side curtain airbags in SSV only.	\$890.00
PG EXP-CARGO-WIRE	Pro-Gard - 7 gauge steel wire cargo barrier with filler panels for use with side curtain airbags in SSV only.	\$890.00

SEATS & CAGES

TP EXP-SWB	TROY PRODUCTS driver & passenger welded vertical bar window guards.	\$410.00
------------	---	----------

COMPUTER STANDS AND CRADLES

TP CM-LT-1600	TROY PRODUCTS Deluxe laptop tray for computer up to 15"W x 11.5H (3 lbs lighter than CM-LT-1500) for use w/computer mount assemblies ending in -LED.	\$310.00
TP COMP-UNIV-SA	TROY PRODUCTS computer mount with easy one-handed operation and swing arm, bolts to troy console. (DOCKING STATION NOT INCLUDED).	\$450.00
TP COMP-UNIV-SL	TROY PRODUCTS computer mount with easy one-handed operation and slide arm, bolts to troy console. (DOCKING STATION NOT INCLUDED).	\$590.00
TP EXP-COMP-SL	TROY PRODUCTS 2018+ Expedition stand alone passenger seat mount computer stand with SLIDING arm (DOCKING STATION NOT INCLUDED).	\$755.00
HAV EXP-CM-PREM	Havis passenger seat mount computer mount stand, premium with slide feature. (cradle sold separately)	\$980.00
HAV EXP-CM-STD	Havis passenger seat mount computer mount stand, standard. (cradle sold separately)	\$710.00
SET UT-1001	Havis universal laptop tray.	\$335.00

PUSH BUMPERS

SET EXP-PB400	Setina PB400 VS aluminum push bumper.	\$930.00
PG EXP-PB	Pro-Gard push bumper.	\$815.00

GUN BOXES

TP EXP-VAULT-TILT	TROY PRODUCTS EXPEDITION storage vault, 44"Wx35"Lx12H" with tilt mechanism to reach spare tire. Includes two (2) lockable draw-tight handles, carpet on top, foam on floor. Includes steel cargo mount to provide solid mounting point for Troy vaults or command posts. Replaces plastic factory floor module. Does not allow access to the spare tire.	\$2,925.00
TP EXP-COMMAND	TROY PRODUCTS Command post 48"Wx22"Lx18"H, includes storage drawers, full size map drawer & radio mounting area.	\$5,205.00
AA SUVAULT-1	American Aluminum single drawer weapon storage vault with secure lock T-handle locking system, powder coated black with mesh basket on top.	\$1,905.00
AA SUVAULT-2	American Aluminum TWO drawer weapon storage vault with secure lock T-handle locking system, powder coated black with mesh basket on top.	\$3,400.00
AA SIMPLEX	Upgrade vault to include Simplex lock (per drawer).	\$400.00
AA UP VAULT	American Aluminum UP vault leg kit, installed.	\$320.00

EMERGENCY EQUIPMENT



ALL PRICES INCLUDE FREIGHT AND INSTALLATION

AA SUVAULT-K9-COMBO	American Aluminum 2 drawer + K9 for full size SUV includes (2) drawers and 30"W x 28" D x 29"H kennel. Unit powder coated black.	\$5,290.00
AA SUVAULT-1	American Aluminum single drawer weapon storage vault with secure lock T-handle locking system, powder coated black with mesh basket on top.	\$1,905.00
AA SUVAULT-2	American Aluminum TWO drawer weapon storage vault with secure lock T-handle locking system, powder coated black with mesh basket on top.	\$3,400.00
AA SIMPLEX	Upgrade vault to include Simplex lock (per drawer).	\$400.00
AA SUVAULT-K9-COMBO	American Aluminum 2 drawer + K9 for full size SUV includes (2) drawers and 30"W x 28" D x 29"H kennel. Unit powder coated black.	\$5,290.00
SET EXP-VAULT1	Setina single drawer vault with ley lock & top basket, powder coated black.	\$2,085.00
SET EXP-VAULT2	Setina two drawer vault with combo lock on top drawer & no lock on bottom drawer, powder coated black.	\$2,300.00
SET EXP-VAULT-FREE	Setina free standing kit, required with vault when not installing with Setina cargo barrier.	\$225.00
<u>FREE STANDING GUN MOUNT</u>		
SET EXP-FREE	Setina free standing gunlock kit, requires gun lock (purchased separately).	\$465.00

K9 VEHICLES

K9 KENNEL

AA 1/3-2/3	American Aluminum 1/3 inmate & 2/3 K9 system includes rubber mat, matte black powder coat & white interior cage light. Vehicle specific kennel manufactured from heavy gauge aluminum designed for easy cleaning and officer comfort, installed.	\$4,230.00
AA EZ RIDER	American Aluminum Platform K9 system includes rubber mat, matte black powder coat & white interior cage light. Vehicle specific kennel manufactured from heavy gauge aluminum designed for easy cleaning and officer comfort, installed.	\$3,725.00
AA R-DIVIDE	American Aluminum removable divider for EZ RIDER platform.	\$670.00
AA RUBBER	American Aluminum additional vehicle specific rubber mat (K9 systems include rubber mat).	\$200.00
AA WATER	American Aluminum permanent mount spill resistant water dish with 1 gallon capacity.	\$170.00
HAV CHA-K9	Havis K9 Transport system powder coated white.	\$3,430.00
HAV DUR-K9	Havis K9 Transport system powder coated white.	\$5,430.00
HAV PIU-K9	Havis K9 Transport system powder coated white.	\$3,870.00
HAV TAH-K9	Havis K9 Transport system powder coated white.	\$4,610.00

K9 ELECTRONICS

AK9 HA-2520-HYB	K9 HEAT ALARM® PRO temperature alarm system includes horn activation, siren activation, light activation and dual window drop. Includes no K9 left behind, optional 10" fan with guard, smoke detector, and remote pager module for heat alarm pro, roof mount 10" fiberglass mast antenna, NMO mount, coax cable, and coupler box (ENGINE STALL SENSOR NOT INCLUDED - not compatible with Hybrid vehicle).	\$2,635.00
AK9 HP-5020-HYB	Ace K9 K9 Hot-N-Pop® PRO temperature alarm & door opening system includes horn activation, siren activation, light activation, dual window drop and one door pop remote with holster. Includes no K9 left behind, optional 10" fan with guard, smoke detector, and remote pager module for hot-n-pop pro, roof mount 10" fiberglass mast antenna, NMO mount, coax cable, and coupler box (ENGINE STALL SENSOR NOT INCLUDED - not compatible with Hybrid vehicle).	\$3,440.00
AK9 HA-2520	K9 HEAT ALARM® PRO temperature alarm system includes horn activation, siren activation, light activation and dual window drop. Includes no K9 left behind, engine stall sensor, optional 10" fan with guard, smoke detector, and remote pager module for heat alarm pro, roof mount 10" fiberglass mast antenna, NMO mount, coax cable, and coupler box.	\$2,780.00

EMERGENCY EQUIPMENT



ALL PRICES INCLUDE FREIGHT AND INSTALLATION

AK9 HP-5020	Ace K9 K9 Hot-N-Pop® PRO temperature alarm & door opening system includes horn activation, siren activation, light activation, dual window drop and one door pop remote with holster. Includes no K9 left behinds, engine stall sensor, optional 10" fan with guard, smoke detector, and remote pager module for hot-n-pop pro, roof mount 10" fiberglass mast antenna, NMO mount, coax cable, and coupler box.	\$3,585.00
AWD 7040	Upgrade to AceWatchDog™ for use with Pro Alarm Systems AceWatchDog™ Server Service is \$168.00 Per Year and the First Year is Included with New Unit. More Info: www.acek9.com/awd.html (Must Complete End User Questionnaire from ACE/K9 when placing order)	\$1,085.00
AA CG-PLUS	American Aluminum EZ COOL GUARD PLUS M910 includes: Cool Guard Plus only, Cool Guard Control Head (TS display), Paw Protect, (2) Temp Probes w/ temp and humidity, Pedestal kit, All associated wire harnesses for CGP, 30A Fuse and In-line Fuse Holder, Pager, Fan and Fan guard (Coolguard ONLY, this does not include the Rescue Door Opener) .	\$3,235.00
AA CG-PLUS-R	American Aluminum EZ COOL GUARD PLUS M910 with RESCUE ADD ON includes: Cool Guard Plus only, Cool Guard Control Head (TS display), Paw Protect, (2) Temp Probes w/ temp and humidity, Pedestal kit, All associated wire harnesses for CGP, 30A Fuse and In-line Fuse Holder, Pager, Fan and Fan guard.	\$4,210.00

GUN MOUNTS AND LOCKS

PRO-GARD

PG 1GUN-MNT	Pro-Gard vertical partition mount SINGLE weapon tri-Lock gun rack with handcuff key	\$720.00
PG 2GUN-MNT	Pro-Gard vertical partition mount DUAL weapon tri-Lock gun rack with handcuff key	\$865.00
PG DUAL-FREE	Pro-Gard DUAL weapon mount free standing kit.	\$795.00
PG SINGLE-FREE	Pro-Gard SINGLE weapon mount free standing kit.	\$715.00

SETINA

SET 1GUN-MNT	Setina SINGLE weapon partition mounted gun rack with universal lock.	\$665.00
SET 2GUN-MNT	Setina DUAL weapon partition mounted gun rack with universal locks.	\$905.00
SET GM-1080E-40MM	SETINA DOUBLE RAIL GUN MOUNT WITH BLAC-RAC RUN LOCK MOUNTED ON PASSENGER SIDE RAIL & 40MM UNIVERSAL HANDCUFF MOUNTED ON DRIVER SIDE RAIL.	\$1,245.00

TROY PRODUCTS

TP GM-DWM-870/AR	TROY PRODUCTS theft-deterrent dual weapon gun mount. Includes butt plates and lock brackets. Includes (1) shotgun clamshell style gun lock with #2 Key & (1) AR clamshell style weapon lock with #2 key.	\$795.00
TP GM-DWM-UNIV	TROY PRODUCTS theft-deterrent dual weapon gun mount. Includes butt plates and lock brackets with Large handcuff style gun lock. Includes (2) Universal handcuff style weapon locks with standard #2 Key & push-button override.	\$895.00
TP GM-SWM-UNIV	TROY PRODUCTS theft-deterrent single-weapon gun mount. Includes butt plates and lock brackets with Large handcuff style gun lock. Includes (1) Universal handcuff style weapon locks with standard #2 Key & push-button override.	\$605.00
TP PIU-GM-FREE	TROY PRODUCTS free-standing dual-weapon gun mount for the PI Utility, required for applications where a front partition is not present.	\$915.00
TP TAH-GM-FREE	TROY PRODUCTS free-standing dual-weapon gun mount for the Tahoe PPV, required for applications where a front partition is not present.	\$915.00
TP GM-FREE	TROY PRODUCTS free standing kit for gun mount, required for applications where a front partition is not present (verify vehicle compatibility).	\$400.00
TP GM-SC-SWM-FREE	TROY PRODUCTS free-standing single-weapon gun mount equipped with Troy single-cell partitions.	\$665.00
TP GM-SC-DWM-FREE	TROY PRODUCTS free-standing dual-weapon gun mount equipped with Troy single-cell partitions.	\$835.00

BLACRAC

SET BLACRAC	SMC SINGLE T-RAIL MOUNT WITH ELECTRIC BLAC-RAC LOCING HEAD, INCLUDES COLD WIRE MODULE.	\$1,090.00
-------------	--	------------

EMERGENCY EQUIPMENT



ALL PRICES INCLUDE FREIGHT AND INSTALLATION

STAR LIGHT BAR PACKAGES

STPLB44-850	STAR Dual Color 44" Phazer LED light bar (model 1400LED) with Lineum X Technology. Fully loaded with full front flood and solid corners, rear traffic director, lifetime lens warranty & 7 year LED warranty. 100% American made. Includes vehicle specific brackets. Complies with Buy America Act 23 U.S.C. & 313. Meets all D.O.T. requirements. Class 1 LED Lighting. (LCS850MG12) digital command control center for lights, sirens, and PA. Patented (D-44-16) Cyclone 100 watt speaker with bracket.	\$2,995.00
STPLB44-HHS	STAR Dual Color 44" Phazer LED light bar (model 1400LED) full DUAL color with Lineum X Technology. Fully loaded with full front flood and solid corners, rear traffic director, lifetime lens warranty & 7 year LED warranty. 100% American made. Includes vehicle specific brackets. Complies with Buy America Act 23 U.S.C. & 313. Meets all D.O.T. requirements. Class 1 LED Lighting. (LCS8880) hand held controller for lights, sirens, and PA. Patented (D-44-16) Cyclone 100 watt speaker with bracket.	\$2,710.00
STPLB51-850	STAR Dual Color 51" Phazer LED light bar (model 1400LED) full DUAL color with Lineum X Technology. Fully loaded with full front flood and solid corners, rear traffic director, lifetime lens warranty & 7 year LED warranty. 100% American made. Includes vehicle specific brackets. Complies with Buy America Act 23 U.S.C. & 313. Meets all D.O.T. requirements. Class 1 LED Lighting. (LCS850MG12) digital command control center for lights, sirens, and PA. Patented (D-44-16) Cyclone 100 watt speaker with bracket.	\$3,310.00
STPLB51-HHS	STAR Dual Color 51" Phazer LED light bar (model 1400LED) full DUAL color with Lineum X Technology. Fully loaded with full front flood and solid corners, rear traffic director, lifetime lens warranty & 7 year LED warranty. 100% American made. Includes vehicle specific brackets. Complies with Buy America Act 23 U.S.C. & 313. Meets all D.O.T. requirements. Class 1 LED Lighting. (LCS8880) hand held controller for lights, sirens, and PA. Patented (D-44-16) Cyclone 100 watt speaker with bracket.	\$3,030.00

WHELEN LIGHT BAR PACKAGES

WPLB-1-295	Whelen Liberty Lightbar light bar package, 100% Solid State Electronics, manufactured in America with 15 Led Modules, Two Wire Controlled Traffic Advisor, (2) LED Flashing/Takedown Lights, (2) LED Flashing/Alley Lights, Mounting Kit, 295SLSA6 Combination Light/Siren Controller, SA315P Siren Speaker and Mounting Bracket.	\$3,295.00
WPLB-1-HHS	Whelen Liberty light bar package, 100% Solid State Electronics, manufactured in America with 15 Led Modules, Two Wire Controlled Traffic Advisor, (2) LED Flashing/Takedown Lights, (2) LED Flashing/Alley Lights, Mounting Kit, HHS4200 hand held combination light/siren controller, SA315P Siren Speaker and Mounting Bracket.	\$3,295.00
WPLB-1-CEN	Whelen Liberty light bar package, Fully loaded, 100% Solid State Electronics, manufactured in America with 15 Led Modules, Two Wire Controlled Traffic Advisor, (2) LED Flashing/Takedown Lights, (2) LED Flashing/Alley Lights, Mounting Kit, Cencom digital light/siren controller, SA315P Siren Speaker and Mounting Bracket.	\$4,295.00
WPLB-2L-295	Whelen Legacy lightbar with full DUO LED Modules, two wire controlled traffic advisor, (2) LED flashing/takedown lights, (2) LED flashing/alley lights, mounting kit, 295SLSA6 combination light/siren controller, SA315P siren speaker and mounting bracket.	\$3,270.00
WPLB-2L-HHS	Whelen Legacy lightbar with full DUO LED Modules, two wire controlled traffic advisor, (2) LED flashing/takedown lights, (2) LED flashing/alley lights, mounting kit, HHS4200 hand held combination light/siren controller, SA315P siren speaker and mounting bracket.	\$3,270.00
WPLB-2L-CEN	Whelen Legacy lightbar with full DUO LED Modules, two wire controlled traffic advisor, (2) LED flashing/takedown lights, (2) LED flashing/alley lights, mounting kit, Cencom digital combination light/siren controller, SA315P siren speaker and mounting bracket.	\$4,285.00
WPLB-2L-CORE-HHS	Whelen Legacy lightbar with full DUO LED modules, two wire controlled traffic advisor, (2) LED flashing/takedown lights, (2) LED flashing/alley lights, mounting kit, Cencom CORE Hand Held digital combination light/Siren Controller, SYNC module, OBDII interface, (1) expansion module, (1) external amplifier for dual tone siren, and (2) SA315P siren speakers with mounting brackets.	\$5,110.00
WPLB-2L-CORE-21	Whelen Legacy lightbar with full DUO LED modules, two wire controlled traffic advisor, (2) LED flashing/takedown lights, (2) LED flashing/alley lights, mounting kit, Cencom CORE 21-button digital combination light/Siren Controller, SYNC module, OBDII interface, (1) expansion module, (1) external amplifier for dual tone siren, and (2) SA315P siren speakers with mounting brackets.	\$5,110.00



ALL PRICES INCLUDE FREIGHT AND INSTALLATION

WPLB-2L-CORE-ROT	Whelen Legacy lightbar with full DUO LED modules, two wire controlled traffic advisor, (2) LED flashing/takedown lights, (2) LED flashing/alley lights, mounting kit, Cencom CORE rotary knob digital combination light/Siren Controller, SYNC module, OBDII interface, (1) expansion module, (1) external amplifier for dual tone siren, and (2) SA315P siren speakers with mounting brackets.	\$5,110.00
------------------	---	------------

STAR UNMARKED PACKAGES

STPUMP-850-SDN	STAR Dual Color Unmarked Package includes (Model ULB28) DUAL color LED Lineum low profile front visor. Rear visor (Model ULB48) DUAL color LED undercover bar with STAR Phantom Lineum X traffic director. Includes (Model 850MG12) digital command control center for light and siren control with PA, (D-44-16) Cyclone 100 watt speaker, and vehicle specific bracket. Made in the US. D.O.T. Compliant. Meets all criteria of the Buy America Act 23 U.S.C. & 313. Class 1 LED Lighting.	\$3,365.00
STPUMP-850-SUV	STAR Dual Color Unmarked Package includes (Model ULB28) DUAL color LED Lineum low profile front visor. Rear visor (Model ULB38) DUAL color LED undercover bar with STAR Phantom Lineum X traffic director. Includes (Model 850MG12) digital command control center for light and siren control with PA, (D-44-16) Cyclone 100 watt speaker, and vehicle specific bracket. Made in the US. D.O.T. Compliant. Meets all criteria of the Buy America Act 23 U.S.C. & 313. Class 1 LED Lighting.	\$3,090.00
STPUMP-850-TRK	STAR Dual Color Unmarked Package includes (Model ULB28) DUAL color LED Lineum ultra low profile front visor. Rear (Model DLQS8MC) DUAL color LED 8-light head bar with STAR Phantom Lineum X traffic director. Includes (Model 850MG12) digital command control center for light and siren control with PA, (D-44-16) Cyclone 100 watt speaker, and vehicle specific bracket. Made in the US. D.O.T. Compliant. Meets all criteria of the Buy America Act 23 U.S.C. & 313. Class 1 LED Lighting.	\$3,270.00
STPUMP-HHS-SDN	STAR Dual Color Unmarked Package includes (Model ULB28) DUAL color LED Lineum low profile front visor. Rear visor (Model ULB48) DUAL color LED undercover bar with STAR Phantom Lineum X traffic director. Includes (Model LCS880) hand held combination light and siren control with PA, (D-44-16) Cyclone 100 watt speaker, and vehicle specific bracket. Made in the US. D.O.T. Compliant. Meets all criteria of the Buy America Act 23 U.S.C. & 313. Class 1 LED Lighting.	\$2,895.00
STPUMP-HHS-SUV	STAR Dual Color Unmarked Package includes (Model ULB28) DUAL color LED Lineum low profile front visor. Rear visor (Model ULB38) DUAL color LED undercover bar with STAR Phantom Lineum X traffic director. Includes Includes (Model LCS880) hand held combination center for light and siren control with PA, (D-44-16) Cyclone 100 watt speaker, and vehicle specific bracket. Made in the US. D.O.T. Compliant. Meets all criteria of the Buy America Act 23 U.S.C. & 313. Class 1 LED Lighting.	\$2,620.00
STPUMP-HHS-TRK	STAR Dual Color Unmarked package includes (Model ULB28) DUAL color LED Lineum low profile front visor. Rear (Model DLQS8) single color LED 8-light head bar with STAR Phantom Lineum X traffic director. Includes Includes (Model LCS880) hand held combination center for light and siren control with PA, (D-44-16) Cyclone 100 watt speaker, and vehicle specific bracket. Made in the US. D.O.T. Compliant. Meets all criteria of the Buy America Act 23 U.S.C. & 313. Class 1 LED Lighting.	\$2,800.00

WHELEN UNMARKED PACKAGES

WPUMP-1-SUV-HHS	Whelen unmarked patrol package for SUV / Sedans consists of front and rear full width interior LED system with LED takedown lights, HHS3200 hand held combination light and siren controller, speaker, and vehicle specific bracket.	\$2,990.00
WPUMP-1-SUV-295	Whelen unmarked patrol package for SUV / Sedans consists of front and rear full width interior LED system with LED takedown lights, 295SLSA6 combination light and siren controller, speaker, and vehicle specific bracket.	\$3,120.00
WPUMP-1-SUV-CEN	Whelen unmarked patrol package for SUV / Sedans consists of front and rear full width interior LED system with LED takedown lights, Cencom digital light and siren controller, speaker, and vehicle specific bracket.	\$4,010.00
WPUMP-2-SUV-HHS	Whelen unmarked patrol package for SUV / Sedans consists of front and rear full width interior LED system with LED takedown lights, HHS4200 hand held combination light and siren controller, speaker, and vehicle specific bracket.	\$3,850.00
WPUMP-2-SUV-CEN	Whelen unmarked patrol package for SUV / Sedans consists of front and rear full width interior LED system with LED takedown lights, Cencom digital light and siren controller, speaker, and vehicle specific bracket.	\$4,600.00
WPUMP-2-CORE-HHS	Whelen unmarked patrol package for trucks consists of front and rear full width interior dual color LED system with LED takedown lights, Cencom CORE hand held digital combination light/Siren Controller, SYNC module, OBDII interface, (1) expansion module, (1) external amplifier for dual tone siren, and (2) SA315P siren speakers with mounting brackets.	\$5,155.00



ALL PRICES INCLUDE FREIGHT AND INSTALLATION

WPUMP-2-CORE-21	Whelen unmarked patrol package for trucks consists of front and rear full width interior dual color LED system with LED takedown lights, Cencom CORE 21-button digital combination light/Siren Controller, SYNC module, OBDII interface, (1) expansion module, (1) external amplifier for dual tone siren, and (2) SA315P siren speakers with mounting brackets.	\$5,155.00
WPUMP-2-CORE-ROT	Whelen unmarked patrol package for trucks consists of front and rear full width interior dual color LED system with LED takedown lights, Cencom CORE Rotary knob digital combination light/Siren Controller, SYNC module, OBDII interface, (1) expansion module, (1) external amplifier for dual tone siren, and (2) SA315P siren speakers with mounting brackets.	\$5,155.00
WPUMP-1-TRK-HHS	Whelen unmarked patrol package for trucks consists of front and rear full width interior LED system with LED takedown lights, HHS3200 hand held combination light and siren controller, speaker, and vehicle specific bracket.	\$3,085.00
WPUMP-1-TRK-295	Whelen unmarked patrol package for trucks consists of front and rear full width interior LED system with LED takedown lights, 295SLSA6 combination light and siren controller, speaker, and vehicle specific bracket.	\$3,105.00
WPUMP-1-TRK-CEN	Whelen unmarked patrol package for Trucks consists of front and rear full width interior LED system with LED takedown lights, Cencom digital light and siren controller, speaker, and vehicle specific bracket.	\$4,105.00
WPUMP-2-TRK-HHS	Whelen unmarked patrol package for trucks consists of front and rear full width interior LED system with LED takedown lights, HHS4200 hand held combination light and siren controller, speaker, and vehicle specific bracket.	\$3,850.00
WPUMP-2-TRK-CEN	Whelen unmarked patrol package for Trucks consists of front and rear full width interior LED system with LED takedown lights, Cencom digital light and siren controller, speaker, and vehicle specific bracket.	\$4,600.00
WSLICK-OUTTER-SUV-CORE-21	Whelen SLICK TOP package for Chevy Tahoe consists of front full width interior dual color LED system with LED takedown lights, rear outer edge, Cencom CORE 21-button digital combination light/Siren Controller, SYNC module, OBDII interface, (1) expansion module, (1) external amplifier for dual tone siren, and (2) SA315P siren speakers with mounting brackets.	\$5,155.00
WSLICK-OUTTER-SUV-CORE-ROT	Whelen SLICK TOP package for Chevy Tahoe consists of front full width interior dual color LED system with LED takedown lights, rear outer edge, Cencom CORE Rotary knob digital combination light/Siren Controller, SYNC module, OBDII interface, (1) expansion module, (1) external amplifier for dual tone siren, and (2) SA315P siren speakers with mounting brackets.	\$5,325.00
WSLICK-DUAL-SUV-CORE-21	Whelen SLICK TOP package for Chevy Tahoe consists of front full width interior dual color LED system with LED takedown lights, rear outer edge & rear D-pillar LED's, Cencom CORE 21-button digital combination light/Siren Controller, SYNC module, OBDII interface, (1) expansion module, (1) external amplifier for dual tone siren, and (2) SA315P siren speakers with mounting brackets.	\$6,690.00
WSLICK-DUAL-SUV-CORE-ROT	Whelen SLICK TOP package for Chevy Tahoe consists of front full width interior dual color LED system with LED takedown lights, rear outer edge & rear D-pillar LED's, Cencom CORE Rotary knob digital combination light/Siren Controller, SYNC module, OBDII interface, (1) expansion module, (1) external amplifier for dual tone siren, and (2) SA315P siren speakers with mounting brackets.	\$6,860.00

ADMINISTRATIVE VEHICLE PACKAGES

WHELEN

W AVP	Whelen administrative vehicle package includes (4) dual avengers with (2) mounted in front windshield with headliner brackets and (2) mounted in rear glass, (2) T-Ion's mounted on l-brackets in grille, and (2) T-Ion's mounted on tag bracket. Includes Alpha siren and light controller, SA315P 100 watt speaker and bracket.	\$2,700.00
-------	---	------------

STAR

ST AVP	STAR administrative vehicle package includes (4) ULB9S Mini-Phantom's with (2) mounted in front windshield and (2) mounted in rear glass. (2) Dlit's installed in grille with l-brackets, and (4) DLIT mounted on tag bracket. Includes (LCS653) combination siren and light controller (NO PA) with (D-44-16) patented Cyclone 100 watt speaker and vehicle specific bracket. Made in the US. D.O.T. Compliant. Meets all criteria of the Buy America Act 23 U.S.C. & 313. Class 1 LED Lighting.	\$2,555.00
--------	---	------------

ROAD SIDE LIGHTING PACKAGES

WHELEN

W RSL SUV-AW	Whelen Road Side Lighting Package includes 2 split amber/white TLI series LED's mounted in Grille, 2 split amber/white TLI series LED's mounted vertically on each side of license plate with black bezel, 1 Six head Amber Dominator stick installed inside back glass, 1 Compact TAD/TADP Series Control Head.	\$1,885.00
--------------	--	------------



ALL PRICES INCLUDE FREIGHT AND INSTALLATION

W RSL TRK-AW	Whelen Road Side Lighting Package includes 2 split amber/white TLI series LED's mounted in Grille, 2 split amber/white TLI series LED's mounted to rear tail gate with black bezel, 1 eight head Amber Dominator stick installed inside back glass, 1 Compact TAD/TADP Series Control Head.	\$2,080.00
W RSL VAN-AW	Whelen Road Side Lighting Package includes 2 split amber/white TLI series LED's mounted in Grille, 2 split amber/white TLI series LED's mounted vertically on each side of vehicle above rear tail lights with black bezel, 1 Six head Amber Dominator stick installed over rear doors, 1 Compact TAD/TADP Series Control Head.	\$1,835.00
W RSL CC-AW	Whelen Road Side Lighting Package includes 2 split amber/white TLI series LED's mounted in Grille, 2 split amber/white TLI series LED's mounted to rear of body with black bezel, 1 eight head Amber Dominator stick installed to rear of body, 1 Compact TAD/TADP Series Control Head.	\$2,080.00

STAR

ST RSL SUV-AW	STAR Road Side Lighting Package includes 2 Split Amber/White Microstar LED D-Lite series LED's in Grille, 2 Split Amber/White Microstar LED D-Lite series LED's mtd vertically next to each side of license plate with white bezel, 1 Six head Amber PHANTOM rear window stick with reflective shroud installed inside rear hatch, 1 Six position rocker switch control box.	\$1,635.00
ST RSL TRK-AW	STAR Road Side Lighting Package includes 2 Split Amber/White Microstar LED D-Lite series LED's in Grille, 2 Split Amber/White Microstar LED D-Lite series LED's mounted to tailgate with white bezel, 1 Eight head Amber Traffic Advisor stick installed inside back glass, 1 Six position rocker switch control box.	\$1,795.00
ST RSL VAN-AW	STAR Road Side Lighting Package includes 2 Split Amber/White Microstar LED D-Lite series LED's in Grille, 2 Split Amber/White Microstar LED D-Lite series LED's vertically on each side of vehicle above rear tail lights with white bezel, 1 Eight head Amber Traffic Advisor stick installed above rear load doors, 1 Six position rocker switch control box.	\$1,795.00
ST RSL CC-AW	STAR Road Side Lighting Package includes 2 Split Amber/White Microstar LED D-Lite series LED's in Grille, 2 Split Amber/White Microstar LED D-Lite series LED's mounted to rear of body with white bezel, 1 Eight head Amber Traffic Advisor stick mounted to back of body, 1 Six position rocker switch control box.	\$1,795.00

FEDERAL SIGNAL

FS RSL TRK-AW	Federal Signal Road Side Lighting Package includes 2 Micropulse LED's (Split Amber/White) in Grille, 2 Micropulse LED's (Split Amber/White) mounted to rear tail gate with white bezel, 1 eight head Amber Signal Master stick installed inside back glass, 1 Compact Digital Soft Button 6 switch controller.	\$1,800.00
FS RSL VAN-AW	Federal Signal Road Side Lighting Package includes 2 Micropulse LED's (Split Amber/White) in Grille, 2 Micropulse LED's (Split Amber/White) mounted vertically one at each side above rear tail lights with white bezel, 1 eight head Amber Signal Master stick installed above rear load doors, 1 Compact Digital Soft Button 6 switch controller.	\$2,370.00
FS RSL SUV-AW	Federal Signal Road Side Lighting Package includes 2 Micropulse LED's (Split Amber/White) in Grille, 2 Micropulse LED's (Split Amber/White) mounted vertically next to each side of license plate with white bezel, 1 eight head Amber Signal Master stick with reflective shroud installed inside rear hatch, 1 Compact Digital Soft Button 6 switch controller.	\$1,905.00
FS RSL CC-AW	Federal Signal Road Side Lighting Package includes 2 Micropulse LED's (Split Amber/White) in Grille, 2 Micropulse LED's (Split Amber/White) mounted to rear rear of body with white bezel, 1 eight head Amber Signal Master stick installed to rear of body, 1 Compact Digital Soft Button 6 switch controller.	\$2,105.00
FS RSL TAHOE	Federal Signal Premium Road Side Lighting Package for Tahoe Includes: Tahoe front ILS, Windshield Visor Amber/white dual color flash with 6 button controller, Tahoe rear hatch ILS amber/white dual color flash with amber directional and splitter, (4) MicroPulse C Series amber/white split -installed in grille-, (4) MicroPulse C series chrome bezels, (2) MicroPulse amber/white dual color hood mount, (2) MicroPulse Wide 9 Amber/white dual color 180 degree light -mnt under mirror-, (2) MicroPulse Wide 9 Under Mirror brackets, (2) MicroPulse Wide 9 white bezel, (2) MicroPulse Ultra 1220 amber/white dual color -mtd vertically next to license plate-, (2) MicroPulse Ultra 1220 white bezel, (4) MicroPulse Ultra 620 amber/white dual color.	\$5,345.00

CORNER / PERIMETER LED KITS

FEDERAL SIGNAL

FS MPS62U-4	(4) Federal Signal MicroPulse Ultra dual color with (2) mounted in grille and (2) mounted to rear of vehicle.	\$810.00
FS MPS62U-6	(6) Federal Signal MicroPulse Ultra dual color with (4) mounted in grille and (2) mounted to rear of vehicle.	\$1,220.00
FS MPS62U-8	(8) Federal Signal MicroPulse Ultra dual color with (4) mounted in grille and (4) mounted to rear of vehicle.	\$1,625.00

LIGHTING EQUIPMENT



ALL PRICES INCLUDE FREIGHT AND INSTALLATION

FS MPS62U-12	(12) Federal Signal MicroPulse Ultra dual color with (4) mounted in grille (1) mouted over each wheel position and (4) mounted to rear of vehicle/body.	\$2,440.00
--------------	---	------------

FS CNR-LED-W	(2) Federal Signal Corner LED lights to be mounnted in headlamp or tail lamp if possible (WHITE).	\$415.00
--------------	---	----------

STAR

ST DLITE-4-AW	(4) STAR Emergency Lighting Micro LED Ultra low profile 3/8" thick with (2) mounted in grille and (2) mounted to rear of vehicle/ body.	\$690.00
---------------	---	----------

ST DLITE-6-AW	(6) STAR Emergency Lighting Micro LED Ultra low profile 3/8" thick with (4) siface mounted to grille and (2) mounrd to rear of vehicle/body.	\$1,035.00
---------------	--	------------

ST DLITE-8-AW	(8) STAR Emergency Lighting Micro LED Ultra low profile 3/8" thick with (4) mounted to grille and (4) mounted to back of vehicle/body.	\$1,380.00
---------------	--	------------

ST DLITE-12-AW	(12) STAR Emergency Lighting Micro LED Ultra low profile 3/8" thick with (4) siface mounted to grille, (1) mounted over each wheel position, and (4) mouted to rear of vehicle/body.	\$2,070.00
----------------	--	------------

ST CNR-LED	(2) STAR self contained LED flashing light (2) LED's will be mounted in headlamps or tail lamps where possible.	\$415.00
------------	---	----------

WHELEN

W TLI-4	(4) Whelen ION "T" series ultra thin light heads surface mounted with (2) in grille and (2) to rear of vehicle/body.	\$760.00
---------	--	----------

W TLI-6	(6) Whelen ION "T" series ultra thin light heads surface mounted with (4) in grille and (2) to rear of vehicle/body.	\$1,145.00
---------	--	------------

W TLI-8	(8) Whelen ION "T" series ultra thin light heads surface mounted with (4) in grille and (4) to rear of vehicle/body.	\$1,525.00
---------	--	------------

W TLI-12	(12) Whelen ION "T" series ultra thin light heads surface mounted with (4) in grille (1) mounted over each wheel position, and (4) to rear of vehicle/body.	\$2,285.00
----------	---	------------

W VERTEX-W	(2) WHELEN corner LED's to be installed in headlamps or tail lamps where possible (WHITE).	\$405.00
------------	--	----------

W VERTEX-FLANGE	(2) Whelen Vertex surface mount flanges.	\$15.00
-----------------	--	---------

W VTX609C-K8A	WHELEN FOUR CORNER LED KIT (WHITE) INSTALLED with WHELEN TWIST IN ADAPTER FOR FACTORY PREPPED HEAD LIGHTS/TAIL LIGHTS.	\$630.00
---------------	--	----------

ADVANCED WORK VANS

AWV 4LED-W	Four Corner LED Kit, with (2) LED's installed in front grille/bumper & (2) LED's installed on rear bumper or body depending on vehicle (WHITE) furnished and installed by Advanced Work Vans of Florida.	\$1,455.00
------------	--	------------

AWV 4LED-A	Four Corner LED Kit, with (2) LED's installed in front grille/bumper & (2) LED's installed on rear bumper or body depending on vehicle (AMBER) furnished and installed by Advanced Work Vans of Florida.	\$1,455.00
------------	--	------------

AWV 4LED-AW	Four Corner LED Kit, with (2) LED's installed in front grille/bumper & (2) LED's installed on rear bumper or body depending on vehicle (AMBER/WHITE) furnished and installed by Advanced Work Vans of Florida.	\$1,455.00
-------------	--	------------

MISCELLANEOUS LIGHTING AND EQUIPMENT BY MANUFACTURER

FEDERAL SIGNAL

FS MPS62U-2-AW	(2) Federal Signal MicroPulse Ultra dual color amber/white.	\$410.00
----------------	---	----------

FS MPS122U-AW	(2) Federal Signal double row MicroPulse Ultra dual color amber/white.	\$425.00
---------------	--	----------

FS SL6S-A	Federal Signal 6 Head Latitude Directional Stick with economy controller (Amber)	\$795.00
-----------	--	----------

FS SL8S-A	Federal Signal 8 Head Latitude Directional Stick with economy controller (Amber)	\$855.00
-----------	--	----------

FS COM750-RND-2	(2) Federal Signal LED 1100 lumen 3" Round Work Lights, mounted at rear of utility body.	\$290.00
-----------------	--	----------

FS COM1200-SQ-2	(2) Federal Signal LED 2700 lumen 4.3" Square Work Lights, mounted at rear of utility body.	\$450.00
-----------------	---	----------

LIGHTING EQUIPMENT



ALL PRICES INCLUDE FREIGHT AND INSTALLATION

FS LPX45-A	Federal Signal 45" LPX Discrete Amber Light Bar with Strap kit and fully populated with 4-LED's per position. Installs with simple on/off illuminated switch on dashboard.	\$1,930.00
FS LGND45-TA-A	Federal Signal 45" Legend Amber Light Bar with 6-LED's per position including takedowns, alleys and traffic advisor feature with Strap kit and Compact Digital Soft Button 6 switch controller.	\$1,910.00
FS LPX53-A	Federal Signal 53" LPX Discrete Amber Light Bar with Strap kit and fully populated with 4-LED's per position. Installs with simple on/off illuminated switch on dashboard.	\$2,125.00
FS LGND53-TA-A	Federal Signal 53" Legend Amber Light Bar with 6-LED's per position including takedowns, alleys and traffic advisor feature with Strap kit and Compact Digital Soft Button 6 switch controller.	\$2,140.00
FS ALEG45-DUO-AW	Federal Signal 45" Allegiant dual Amber/White light bar including take downs, alley lights, strap kit, and compact digital soft button 6 switch controller.	\$2,590.00
FS ALGNT53-DUAL-WL-AW	Federal Signal 53" Allegiant dual Amber/White light bar including take downs, alley lights, work light feature, strap kit, and compact digital soft button 6 switch controller. (Work light feature requires mounting on cab shield)	\$2,345.00
FS ALB 4C 45	Federal Signal Amber Light Bar Package with 2 MicroPulse Ultra split amber/white installed in grille, 2 MicroPulse Ultra split amber/white light heads installed to rear of vehicle/body with white bezels, relay module with Compact Digital Soft Button 6 switch controller, 45" Dual Color Amber/White Allegiant Light bar with vehicle specific strap kit.	\$2,965.00
FS ALB 4C 53	Federal Signal Amber Light Bar Package with 2 MicroPulse Ultra split amber/white installed in grille, 2 MicroPulse Ultra split amber/white light heads installed to rear of vehicle/body with white bezels, relay module with Compact Digital Soft Button 6 switch controller, 53" Dual Color Amber/White Allegiant Light bar with vehicle specific strap kit.	\$3,310.00
FS SIM	Federal Signal -Serial Interface Modue- Required to Operate Serial Light Bars with Analog Factory Switches.	\$315.00
FS ALGT21D-AMBRF	FEDERAL SIGNAL 21" ALLEGIANT DESCRETE LIGHT BAR WITH 10-LED HEADS & CLEAR DOME (AMBER).	\$915.00
<u>STAR</u>		
ST DLX6-2	(2) STAR Emergency Lighting 6-LED light heads, surface mount.	\$310.00
ST DLX6-2-LB	(2) STAR Emergency Lighting 6-LED light heads with (2) L-brackets.	\$350.00
ST DLS306-2	(2) STAR Mini-Comet self-contained 6-LED round light with black mounting bezel.	\$325.00
ST DLITE-2-AW	(2) STAR Emergency Lighting Micro LED Ultra low profile 3/8" thick, surface mount.	\$325.00
ST DLITE-2LB	(2) STAR Emergency Lighting Micro LED Ultra low profile 3/8" thick with L-brackets.	\$360.00
ST DLITEMC-2	(2) STAR TRI-COLOR Emergency Lighting Micro LED Ultra low profile 3/8" thick surface mounted.	\$370.00
ST DLITEMC-2-LB	(2) STAR TRI-COLOR Emergency Lighting Micro LED Ultra low profile 3/8" thick with L-brackets.	\$410.00
ST DLITMC-RUN6	(6) STAR MICROSTAR DLITE TRI-COLOR LED LIGHTS MOUNTED TO CUSTOM RUNNING BOARD BRACKETS, 3-PER SIDE	\$1,315.00
ST ULB9S	(2) STAR Emergency Lighting 9-diode LED split single color light.	\$495.00
ST ULB9LDC-2	(2) STAR Emergency Lighting 9-diode LED dual color light.	\$580.00
ST DLQS-6	STAR single color Six LED Module 6-Light heads per module 30.6"L X 1.468"W X 1.1875"H Traffic Advisor -requires controller	\$740.00
ST DLQS-8	STAR single color Eight LED Module 6-Light heads per module 40.6"L X 1.468"W X 1.1875"H Traffic Advisor -requires controller	\$875.00
ST DLQS4-MC	STAR Dual Color Four LED Module 6-Light heads per module 30.8"L X 1.468"W X 1.1875"H Traffic Advisor -requires controller	\$660.00
ST DLQS-8-MC	STAR Dual Color Eight LED Module 6-Light heads per module 40.6"L X 1.468"W X 1.1875"H Traffic Advisor -requires controller	\$920.00
ST TD93DLXTARO	STAR 48" Arrow End Traffic Advisor (Includes controller)	\$1,425.00

LIGHTING EQUIPMENT

ALAN JAY

FLEET SALES

863-402-4234

chris.wilson@alanjay.com



CITY OF
TALLAHASSEE

ALL PRICES INCLUDE FREIGHT AND INSTALLATION

ST ULB28	STAR Phantom LED full width front visor interior bar with thin profile & dual color. (Req's Controller)	\$1,015.00
ST ULB38-TA	STAR Phantom 6-LED rear window light bar with dual color traffic director, low profile. (Req's Controller)	\$725.00
ST ULB48-TA	STAR Phantom 10-LED rear window light bar with dual color traffic director, low profile. (Req's Controller)	\$1,015.00
ST 7100LED-AC	STAR Mini-Light Bar 12.3" L X 11.5" W Dual Stack (Amber/White).	\$1,190.00
ST PHAZER44-AA	STAR SIGNAL 44" LED Dual Color Phazer Light Bar with mounting brackets, takedowns, alleys, rear traffic advisor. Fully Populated. (Requires Controller.) (AMBER/WHITE)	\$1,780.00
ST PHAZER51-AA	STAR SIGNAL 51" LED Dual Color Phazer Light Bar with mounting brackets, takedowns, alleys, rear traffic advisor. Fully Populated. (Requires Controller.) (AMBER/WHITE)	\$2,110.00
ST GO-LIGHT-BRACKET	STAR Go-Light Mounting Bracket for Phazer Light Bar	\$115.00
ST 256TSL-2-AA	(2) STAR Beacon LED with Amber lens and Amber LED lights.	\$450.00
ST 256TSL-2-CA	(2) STAR Beacon LED with CLEAR lens and Amber LED lights.	\$450.00
ST 256TSL-AA	STAR Beacon LED with Amber lens and Amber LED lights.	\$260.00
ST 256TSL-CA	STAR Beacon LED with CLEAR lens and Amber LED lights.	\$260.00
ST-D44-16	STAR Cyclone Speaker with bracket, rear facing 100 watt driver.	\$300.00
ST SB-4020	STAR 6 pos rocker switch box.	\$120.00
ST SB4040	STAR switch box with progressive slide feature	\$170.00

WHELEN

W MCRN-2	(2) Whelen Micron series light heads surface mount.	\$370.00
W MCRN-2-LB	(2) Whelen Micron series light heads surface mount with L-brackets.	\$400.00
W MCRN-2-TAG	(2) Whelen Micron series light heads surface mounted with tag mount bracket.	\$405.00
W MCRN-L-BRACKET	(2) Whelen Micron L-Brackets	\$25.00
W MCRN-TAG-BKT	Whelen Micron license plate mounting bracket.	\$25.00
W AVENGER-BKT	Whelen dual Avenger headliner bracket.	\$25.00
W TLI-2	(2) Whelen ION "T" series ultra thin light heads surface mounted.	\$370.00
W TLI-LB-2	(2) Whelen ION "T" series ultra thin light heads with L-bracket.	\$400.00
W TLI-TAG-2	(2) Whelen ION "T" series ultra thin light heads mounted with tag bracket	\$410.00
W ION-2	(2) Whelen Wide Angel ION series light head universal mount with bracket.	\$440.00
W ION-SM-2	(2) Whelen Wide Angle ION series surface mount light heads.	\$440.00
W ION-DUO-2	(2) Whelen dual color ION series universal mount light heads.	\$430.00
W TLI2-2-AW	(2) Whelen ION "T" series DUAL color ultra thin light heads surface mounted.	\$415.00
W TLI2-LB-2	(2) Whelen ION "T" series DUAL color ultra thin light heads with L-bracket.	\$445.00
W TLI2-TAG-2	(2) Whelen ION "T" series DUAL color ultra thin light heads mounted with tag bracket.	\$455.00
W TLI3-2	(2) Whelen TRI color ION series light head with mounting bracket.	\$505.00
W TLI-BKT1	(2) Whelen T-ION L-bracket	\$35.00

LIGHTING EQUIPMENT



ALL PRICES INCLUDE FREIGHT AND INSTALLATION

W TLI-TAG-BKT	Whelen T-ION Tag bracket	\$40.00
W STRIPLT-2	(2) Whelen Strip-Light LED light solo color surface mount light heads (NO SPLIT COLORS).	\$380.00
W STRIPLT-2-LB	(2) Whelen Strip-Light LED light solo color light heads with (2) 90 deg mounting L-brackets (NO SPLIT COLORS).	\$430.00
W STRIPLT-DUO-2	(2) Whelen Strip-Light LED light duo color surface mount light heads.	\$445.00
W STRIPLT-DUO-2-LB	(2) Whelen Strip-Light LED light duo color light head with 90 deg mounting L-brackets.	\$490.00
W M4-2	(2) Whelen M4 series SOLID color light heads with black surround.	\$470.00
W M4-SPLIT-2	(2) Whelen M4 series SPLIT color light heads with black surround.	\$470.00
W M4-FLANGE-BL	(2) Whelen M4 Flange Mounts	\$20.00
W IONV-2	(2) Whelen ION-V series light head with puddle light and mounting bracket.	\$715.00
W ION-MIRR-CHA	(2) Whelen ION-V series light heads installed with mirror beam mount kit for Dodge Charger.	\$605.00
W ION-MIRR-PIU	(2) Whelen ION-V series light heads installed with mirror beam mount kit for Ford Interceptor Utility.	\$605.00
W ION-MIRR-TAH	(2) Whelen ION-V series light heads installed with mirror beam mount kit for Chevy Tahoe/Suburban.	\$805.00
W DOME-RW	Whelen low profile LED red/white dome light.	\$315.00
W AVGR-UNIV	Whelen single Avenger universal mount, single color.	\$320.00
W AVGR-HLB	Whelen single Avenger with headliner mount bracket, single color.	\$340.00
W AVGR-DUO-UNIV	Whelen single Avenger, dual color with universal mount.	\$320.00
W AVGR-DUO-HLB	Whelen single Avenger, dual color with headliner mount bracket.	\$340.00
W AVGR-D-UNIV	Whelen dual Avenger with single color per light head with universal mount.	\$385.00
W AVGR-D-HLB	Whelen dual Avenger with single color per light head with headliner mount bracket.	\$405.00
W DAVGR-D-UNIV	Whelen dual Avenger, duo color per light with universal mount.	\$525.00
W DAVGR-D-HLB	Whelen dual Avenger, duo color per light with headliner mount bracket	\$545.00
W HATCH	Whelen perimeter enhancement light.	\$370.00
W DOM6	Whelen Dominator 6-LED traffic advisor with mount brackets, requires controller.	\$865.00
W DOM8	Whelen Dominator 8-LED traffic advisor with moun brackets, requires controller.	\$1,005.00
W 6-SWITCH	Whelen 6-switch contoller.	\$150.00
W DOM-CONT	Whelen Traffic advisor controller.	\$120.00
W TRACER12-UNIV	(2) Whelen 12" Tracers (one lamp housing) with universal mounting brackets	\$875.00
W TRACER60-UNIV	(2) Whelen 60" SOLO color Tracers (5 lamp housing) with universal mounting brackets.	\$1,395.00
W TRACER60-DUO-UNIV	(2) Whelen 60" DUAL color Tracers (6 lamp housing) with universal mounting brackets	\$2,000.00
W HLF-UNIV	Whelen - Headlight flashers, solid state (Does Not Work with All Vehicles)	\$270.00
W HHS3200-LC	Whelen HHS3200 hand held conrtoller Whelen 100/200W Scan-Lock Self-Contained Siren/Switch for low current applications.	\$645.00
W HHS4200-WE CAN	Whelen HHS4200 hand held conrtoller Whelen 100/200W Scan-Lock Self-Contained Siren/Switch for wecan applications.	\$665.00
W 295-CONT	Whelen 295SLSA6 controller with Whelen 100/200W Scan-Lock Self-Contained Siren/Switch.	\$665.00

LIGHTING EQUIPMENT



ALL PRICES INCLUDE FREIGHT AND INSTALLATION

W CENCOM-SAP	Whelen CENCOM Sapphire remote head siren with 18 button control center.	\$1,550.00
W MJYAAAAP	Whelen Mini Justice light bar, Amber, with mounting feet.	\$1,170.00
W JUSTICE44-AA	Whelen 44" Justice light bar, Amber, with adjustable feet & strap kit.	\$2,085.00
W JUSTICE50-AA	Whelen 50" Justice light bar, Amber, with adjustable feet & strap kit.	\$2,325.00
W JUSTICE56-AA	Whelen 56" Justice light bar, Amber, with strap kit.	\$2,415.00
W LIBERTY48-AA	Whelen 48" Liberty II solo light bar, Amber, with adjustable feet & strap kit.	\$2,460.00
W LIBERTY54-AA	Whelen 54" Liberty II solo light bar, Amber, with adjustable feet & strap kit.	\$2,380.00
W LEGACY48-AW	Whelen 48" Legacy DUO light bar, Amber/White, with adjustable feet & Strap kit.	\$2,360.00
W LEGACY54-AW	Whelen 54" Legacy DUO light bar, Amber/White, with adjustable feet & Strap kit.	\$2,360.00
W INNER-F-XLP	Whelen EXTRA low profile solo color Front Interior Lightbar with eight 6-LED lamps, upper front unit that fits snugly against the front window of the vehicle, individual driver and passenger side units, with two LED flashing/take-downs (one per housing). - Low Current for non-wecan install only.	\$1,025.00
W INNER-F-XLP-DUO	Whelen duo color Front Interior Lightbar with eight 6-LED lamps, upper front unit that fits snugly against the front window of the vehicle, individual driver and passenger side units, with two LED flashing/take-downs (one per housing). -Wecan enabled install.	\$1,880.00
W INNER-F-FST	Whelen solo color Front Interior Lightbar with eight 6-LED lamps, upper front unit that fits snugly against the front window of the vehicle, individual driver and passenger side units, with two LED flashing/take-downs (one per housing).	\$1,225.00
W INNER-F-FST-DUO	Whelen DUO color Interior Lightbar with eight 6-LED lamps, upper front unit that fits snugly against the front window of the vehicle, individual driver and passenger side units, with two LED flashing/take-downs (one per housing). - Wecan enabled install.	\$1,525.00
W INNER-REAR-LC	Whelen solo interior sedan/suv rear inner edge with mounting tray.	\$1,185.00
W OUTER-TAH	Whelen Tahoe rear outer edge LED lighting includes (3) light heads per side, mounted along exterior surface of rear spoiler.	\$2,220.00
W OUTER-TAH-DUO	Whelen Tahoe DUO rear outer edge LED lighting includes (3) light heads per side, mounted along exterior surface of rear spoiler.	\$1,265.00
W PILLAR-TAH-DUO	Whelen Tahoe DUO rear pillar LED lighting includes (3) light heads per side.	\$1,870.00
W OUTER-PIU	Whelen Police Interceptor Utility rear outer edge LED lighting includes (3) light heads per side, mounted along exterior surface of rear spoiler.	\$1,230.00
W PILLAR-TAH	Whelen Tahoe rear pillar LED lighting includes (3) light heads per side.	\$1,705.00
W OUTER-PIU-DUO	Whelen Police Interceptor Utility DUO rear outer edge LED lighting includes (3) light heads per side, mounted along exterior surface of rear spoiler.	\$1,665.00
W PILLAR-PIU	Whelen Police Interceptor Utility rear pillar LED lighting includes (3) light heads per side.	\$1,220.00
W PILLAR-PIU-DUO	Whelen Police Interceptor Utility DUO rear pillar LED lighting includes (3) light heads per side.	\$1,675.00
W OUTER-DUR	Whelen Durango rear outer edge LED lighting includes (3) light heads per side, mounted along exterior surface of rear spoiler.	\$1,185.00
W OUTER-DUR-DUO	Whelen Durango DUO rear outer edge LED lighting includes (3) light heads per side, mounted along exterior surface of rear spoiler.	\$275.00
W PILLAR-DUR	Whelen Durango rear pillar LED lighting includes (3) light heads per side.	\$1,220.00
W PILLAR-DUR-DUO	Whelen Durango DUO rear pillar LED lighting includes (3) light heads per side.	\$1,560.00
W ARGES1	Whelen Arges dedicated spot lamp with control head and vehicle specific Arges mount.	\$1,105.00
W ARGES2	Whelen Arges ProFocus spot/floor combination lamp with control head and vehicle specific Arges mount.	\$1,180.00

LIGHTING EQUIPMENT



ALL PRICES INCLUDE FREIGHT AND INSTALLATION

W SA315P	Whelen 100 watt speaker with bracket.	\$290.00
W TAH-HOWLER	Whelen low frequency supplemental siren, with vehicle specific mounting bracket.	\$845.00
W HOWLER-UNIV	Whelen low frequency supplemental siren, with universal mounting brackets.	\$845.00
W HOWLER WEC-X	Whelen low frequency supplemental siren, with vehicle specific mounting bracket.	\$870.00
W L31HAF	WHELEN L31 - 4" x 7.2" Amber beacon, installed.	\$715.00

CODE3

C3-MICROPACK	(2) CODE3 MicroPak Single Color high output Class I LED with push-in style flush mount installation.	\$385.00
C3-MICROPACK-DC	(2) CODE3 MicroPak DUAL Color high output Class I LED with push-in style flush mount installation.	\$405.00
C3 OUTLINER-60	CODE3 DUAL COLOR OUTLINER 60" INSTALLED ALONG RUNNING BOARD.	\$1,065.00
C3 OUTLINER-72	CODE3 DUAL COLOR OUTLINER 72" INSTALLED ALONG RUNNING BOARD.	\$1,145.00
C3 UT-SPEAKER	CODE 3 ultra thin 100W siren speaker with bracket.	\$315.00

BROOKINGS

AJ POWER	100A power distribution panel with ground 12V power/ignition/ground.	\$115.00
----------	--	----------

UNITY

L-SPOT	Unity left-hand pillar mounted 6" spotlight with clear halogen bulb.	\$525.00
L-SPOT-LED	UNITY Left hand spotlamp including Unity LED bulb & install kit.	\$825.00
LR-SPOT	Unity left & right-hand pillar mounted 6" spotlight with clear halogen bulb	\$1,115.00
LED BULB	Whelen LED replacement bulb for left hand spot lamps.	\$305.00
LED BULB 2	Whelen LED replacement bulbs for left and right hand spot lamps.	\$1,135.00

MISCELLANEOUS ACCESSORIES

H CG-X	HAVIS CHARGE GUARD BATTERY RUN DOWN PROTECTION, INSTALLED.	\$195.00
SLIMLITE-3	(3) SLIMLITE 60581 INSTALLED TO TOP CROSS MEMBERS OF VAN CEILING.	\$370.00
SLIMLITE-5	(5) SLIMLITE 60581 INSTALLED TO TOP CROSS MEMBERS OF VAN CEILING.	\$690.00
CHMSL ECCO	Ecco CHMSL 3rd Brake Light Mounting Bracket, Ford F-150, with ECCO LED Minibar: Reflex, 15", 12-24VDC, 18 flash patterns, amber. Installed with Single Illuminated switch on dash.	\$710.00

GO-LIGHT

GO-LIGHTDC	Model 20074GT LED GoLight with wireless hand held and dash mount controls	\$840.00
GO-LIGHTSC	Model 20204 LED GoLight with hard wired dash mount remote	\$720.00

LABOR ITEMS

PATROL	POLICE PATROL VEHICLE WIRING FEE includes 100A power distribution panel with 6 fused circuits.	\$270.00
UNMARKED	UNMARKED VEHICLE WIRING FEE includes 100A power distribution panel with 6 fused circuits.	\$270.00
FIRE COMMAND	FIRE COMMAND VEHICLE WIRING FEE includes 100A power distribution panel with 6 fused circuits.	\$490.00
PITA	Additional labor and supplies required for install in atypical vehicle type.	\$330.00
ANTENNA	INSTALL CUSTOMER PROVIDED ROOF MOUNTED RADIO ANTENNA	\$110.00

LIGHTING EQUIPMENT

ALAN JAY

FLEET SALES

863-402-4234

chris.wilson@alanjay.com



CITY OF
TALLAHASSEE

ALL PRICES INCLUDE FREIGHT AND INSTALLATION

DASH CAM	INSTALL CUSTOMER PROVIDED CAMERA SYSTEM WITH DVR	\$385.00
LABOR	LABOR RATE PER HOUR FOR FLEET INSTALLS.	\$110.00
NARWAHL	Custom fabricated aluminum bracket fastened to front slope of mid/high roof vans to correct the slope for Go-Light install	\$185.00
RADIO	INSTALL CUSTOMER PROVIDED SINGLE PIECE RADIO	\$110.00
RADIO-2	INSTALL CUSTOMER PROVIDED 2 PIECE RADIO	\$220.00
GPS	INSTALL CUSTOMER PROVIDED ROOF MOUNTED GPS ANTENNA	\$110.00

UNIVERSAL COMPUTER MOUNT SOLUTIONS

TROY PRODUCTS

TP CM-LT-1600	TROY PRODUCTS Deluxe laptop tray for computer up to 15"W x 11.5H (3 lbs lighter than CM-LT-1500) for use w/computer mount assemblies ending in -LED.	\$310.00
TP COMP-UNIV-SA	TROY PRODUCTS computer mount with easy one-handed operation and swing arm, bolts to troy console. (DOCKING STATION NOT INCLUDED).	\$450.00
TP COMP-UNIV-SL	TROY PRODUCTS computer mount with easy one-handed operation and slide arm, bolts to troy console. (DOCKING STATION NOT INCLUDED).	\$590.00
TP SCREEN-ARM	TROY PRODUCTS LAPTOP SCREEN SUPPORT ARM	\$80.00
TP MAG-MIC	TROY PRODUCTS magnetic microphone mount.	\$70.00
TP MIC	TROY PRODUCTS microphone clip and clip plate.	\$35.00
TP PRINTER-PKT	TROY PRODUCTS printer insert for PocketJet printers with 2-3/8" paper roll. For for wide-body consoles with open storage.	\$470.00
TP ARGES-FP	TROY PRODUCTS 4" faceplate for the Arges spotlight with two (2) DC outlets and one (1) dual USB port.	\$55.00

RAM MOUNTS

RAM-VB-196-SW1	RAM universal laptop mounting kit with universal cradle.	\$860.00
----------------	--	----------

HAVIS MOUNTS

PKG-PSM-UNIV	Havis Universal computer mount stand, cradle sold separately.	\$835.00
SET UT-1001	Havis universal laptop tray.	\$335.00

LIGHTING EQUIPMENT

**THE E-VERIFY
MEMORANDUM OF UNDERSTANDING
FOR EMPLOYERS**

**ARTICLE I
PURPOSE AND AUTHORITY**

The parties to this agreement are the Department of Homeland Security (DHS) and the Alan Jay Automotive Management (Employer). The purpose of this agreement is to set forth terms and conditions which the Employer will follow while participating in E-Verify.

E-Verify is a program that electronically confirms an employee's eligibility to work in the United States after completion of Form I-9, Employment Eligibility Verification (Form I-9). This Memorandum of Understanding (MOU) explains certain features of the E-Verify program and describes specific responsibilities of the Employer, the Social Security Administration (SSA), and DHS.

Authority for the E-Verify program is found in Title IV, Subtitle A, of the Illegal Immigration Reform and Immigrant Responsibility Act of 1996 (IIRIRA), Pub. L. 104-208, 110 Stat. 3009, as amended (8 U.S.C. § 1324a note). The Federal Acquisition Regulation (FAR) Subpart 22.18, "Employment Eligibility Verification" and Executive Order 12989, as amended, provide authority for Federal contractors and subcontractors (Federal contractor) to use E-Verify to verify the employment eligibility of certain employees working on Federal contracts.

**ARTICLE II
RESPONSIBILITIES**

A. RESPONSIBILITIES OF THE EMPLOYER

1. The Employer agrees to display the following notices supplied by DHS in a prominent place that is clearly visible to prospective employees and all employees who are to be verified through the system:
 - a. Notice of E-Verify Participation
 - b. Notice of Right to Work
2. The Employer agrees to provide to the SSA and DHS the names, titles, addresses, and telephone numbers of the Employer representatives to be contacted about E-Verify. The Employer also agrees to keep such information current by providing updated information to SSA and DHS whenever the representatives' contact information changes.
3. The Employer agrees to grant E-Verify access only to current employees who need E-Verify access. Employers must promptly terminate an employee's E-Verify access if the employer is separated from the company or no longer needs access to E-Verify.

Company ID Number: 1201859

4. The Employer agrees to become familiar with and comply with the most recent version of the E-Verify User Manual.

5. The Employer agrees that any Employer Representative who will create E-Verify cases will complete the E-Verify Tutorial before that individual creates any cases.

a. The Employer agrees that all Employer representatives will take the refresher tutorials when prompted by E-Verify in order to continue using E-Verify. Failure to complete a refresher tutorial will prevent the Employer Representative from continued use of E-Verify.

6. The Employer agrees to comply with current Form I-9 procedures, with two exceptions:

a. If an employee presents a "List B" identity document, the Employer agrees to only accept "List B" documents that contain a photo. (List B documents identified in 8 C.F.R. § 274a.2(b)(1)(B)) can be presented during the Form I-9 process to establish identity.) If an employee objects to the photo requirement for religious reasons, the Employer should contact E-Verify at 888-464-4218.

b. If an employee presents a DHS Form I-551 (Permanent Resident Card), Form I-766 (Employment Authorization Document), or U.S. Passport or Passport Card to complete Form I-9, the Employer agrees to make a photocopy of the document and to retain the photocopy with the employee's Form I-9. The Employer will use the photocopy to verify the photo and to assist DHS with its review of photo mismatches that employees contest. DHS may in the future designate other documents that activate the photo screening tool.

Note: Subject only to the exceptions noted previously in this paragraph, employees still retain the right to present any List A, or List B and List C, document(s) to complete the Form I-9.

7. The Employer agrees to record the case verification number on the employee's Form I-9 or to print the screen containing the case verification number and attach it to the employee's Form I-9.

8. The Employer agrees that, although it participates in E-Verify, the Employer has a responsibility to complete, retain, and make available for inspection Forms I-9 that relate to its employees, or from other requirements of applicable regulations or laws, including the obligation to comply with the antidiscrimination requirements of section 274B of the INA with respect to Form I-9 procedures.

a. The following modified requirements are the only exceptions to an Employer's obligation to not employ unauthorized workers and comply with the anti-discrimination provision of the INA: (1) List B identity documents must have photos, as described in paragraph 6 above; (2) When an Employer confirms the identity and employment eligibility of newly hired employee using E-Verify procedures, the Employer establishes a rebuttable presumption that it has not violated section 274A(a)(1)(A) of the Immigration and Nationality Act (INA) with respect to the hiring of that employee; (3) If the Employer receives a final nonconfirmation for an employee, but continues to employ that person, the Employer must notify DHS and the Employer is subject to a civil money penalty between \$550 and \$1,100 for each failure to notify DHS of continued employment following a final nonconfirmation; (4) If the Employer continues to employ an employee after receiving a final nonconfirmation, then the Employer is subject to a rebuttable presumption that it has knowingly

Company ID Number: 1201859

employed an unauthorized alien in violation of section 274A(a)(1)(A); and (5) no E-Verify participant is civilly or criminally liable under any law for any action taken in good faith based on information provided through the E-Verify.

b. DHS reserves the right to conduct Form I-9 compliance inspections, as well as any other enforcement or compliance activity authorized by law, including site visits, to ensure proper use of E-Verify.

9. The Employer is strictly prohibited from creating an E-Verify case before the employee has been hired, meaning that a firm offer of employment was extended and accepted and Form I-9 was completed. The Employer agrees to create an E-Verify case for new employees within three Employer business days after each employee has been hired (after both Sections 1 and 2 of Form I-9 have been completed), and to complete as many steps of the E-Verify process as are necessary according to the E-Verify User Manual. If E-Verify is temporarily unavailable, the three-day time period will be extended until it is again operational in order to accommodate the Employer's attempting, in good faith, to make inquiries during the period of unavailability.

10. The Employer agrees not to use E-Verify for pre-employment screening of job applicants, in support of any unlawful employment practice, or for any other use that this MOU or the E-Verify User Manual does not authorize.

11. The Employer must use E-Verify for all new employees. The Employer will not verify selectively and will not verify employees hired before the effective date of this MOU. Employers who are Federal contractors may qualify for exceptions to this requirement as described in Article II.B of this MOU.

12. The Employer agrees to follow appropriate procedures (see Article III below) regarding tentative nonconfirmations. The Employer must promptly notify employees in private of the finding and provide them with the notice and letter containing information specific to the employee's E-Verify case. The Employer agrees to provide both the English and the translated notice and letter for employees with limited English proficiency to employees. The Employer agrees to provide written referral instructions to employees and instruct affected employees to bring the English copy of the letter to the SSA. The Employer must allow employees to contest the finding, and not take adverse action against employees if they choose to contest the finding, while their case is still pending. Further, when employees contest a tentative nonconfirmation based upon a photo mismatch, the Employer must take additional steps (see Article III.B. below) to contact DHS with information necessary to resolve the challenge.

13. The Employer agrees not to take any adverse action against an employee based upon the employee's perceived employment eligibility status while SSA or DHS is processing the verification request unless the Employer obtains knowledge (as defined in 8 C.F.R. § 274a.1(l)) that the employee is not work authorized. The Employer understands that an initial inability of the SSA or DHS automated verification system to verify work authorization, a tentative nonconfirmation, a case in continuance (indicating the need for additional time for the government to resolve a case), or the finding of a photo mismatch, does not establish, and should not be interpreted as, evidence that the employee is not work authorized. In any of such cases, the employee must be provided a full and fair opportunity to contest the finding, and if he or she does so, the employee may not be terminated or suffer any adverse employment consequences based upon the employee's perceived employment eligibility status

Company ID Number: 1201859

(including denying, reducing, or extending work hours, delaying or preventing training, requiring an employee to work in poorer conditions, withholding pay, refusing to assign the employee to a Federal contract or other assignment, or otherwise assuming that he or she is unauthorized to work) until and unless secondary verification by SSA or DHS has been completed and a final nonconfirmation has been issued. If the employee does not choose to contest a tentative nonconfirmation or a photo mismatch or if a secondary verification is completed and a final nonconfirmation is issued, then the Employer can find the employee is not work authorized and terminate the employee's employment. Employers or employees with questions about a final nonconfirmation may call E-Verify at 1-888-464-4218 (customer service) or 1-888-897-7781 (worker hotline).

14. The Employer agrees to comply with Title VII of the Civil Rights Act of 1964 and section 274B of the INA as applicable by not discriminating unlawfully against any individual in hiring, firing, employment eligibility verification, or recruitment or referral practices because of his or her national origin or citizenship status, or by committing discriminatory documentary practices. The Employer understands that such illegal practices can include selective verification or use of E-Verify except as provided in part D below, or discharging or refusing to hire employees because they appear or sound "foreign" or have received tentative nonconfirmations. The Employer further understands that any violation of the immigration-related unfair employment practices provisions in section 274B of the INA could subject the Employer to civil penalties, back pay awards, and other sanctions, and violations of Title VII could subject the Employer to back pay awards, compensatory and punitive damages. Violations of either section 274B of the INA or Title VII may also lead to the termination of its participation in E-Verify. If the Employer has any questions relating to the anti-discrimination provision, it should contact OSC at 1-800-255-8155 or 1-800-237-2515 (TDD).

15. The Employer agrees that it will use the information it receives from E-Verify only to confirm the employment eligibility of employees as authorized by this MOU. The Employer agrees that it will safeguard this information, and means of access to it (such as PINS and passwords), to ensure that it is not used for any other purpose and as necessary to protect its confidentiality, including ensuring that it is not disseminated to any person other than employees of the Employer who are authorized to perform the Employer's responsibilities under this MOU, except for such dissemination as may be authorized in advance by SSA or DHS for legitimate purposes.

16. The Employer agrees to notify DHS immediately in the event of a breach of personal information. Breaches are defined as loss of control or unauthorized access to E-Verify personal data. All suspected or confirmed breaches should be reported by calling 1-888-464-4218 or via email at E-Verify@dhs.gov. Please use "Privacy Incident – Password" in the subject line of your email when sending a breach report to E-Verify.

17. The Employer acknowledges that the information it receives from SSA is governed by the Privacy Act (5 U.S.C. § 552a(i)(1) and (3)) and the Social Security Act (42 U.S.C. 1306(a)). Any person who obtains this information under false pretenses or uses it for any purpose other than as provided for in this MOU may be subject to criminal penalties.

18. The Employer agrees to cooperate with DHS and SSA in their compliance monitoring and evaluation of E-Verify, which includes permitting DHS, SSA, their contractors and other agents, upon

Company ID Number: 1201859

reasonable notice, to review Forms I-9 and other employment records and to interview it and its employees regarding the Employer's use of E-Verify, and to respond in a prompt and accurate manner to DHS requests for information relating to their participation in E-Verify.

19. The Employer shall not make any false or unauthorized claims or references about its participation in E-Verify on its website, in advertising materials, or other media. The Employer shall not describe its services as federally-approved, federally-certified, or federally-recognized, or use language with a similar intent on its website or other materials provided to the public. Entering into this MOU does not mean that E-Verify endorses or authorizes your E-Verify services and any claim to that effect is false.

20. The Employer shall not state in its website or other public documents that any language used therein has been provided or approved by DHS, USCIS or the Verification Division, without first obtaining the prior written consent of DHS.

21. The Employer agrees that E-Verify trademarks and logos may be used only under license by DHS/USCIS (see [M-795 \(Web\)](#)) and, other than pursuant to the specific terms of such license, may not be used in any manner that might imply that the Employer's services, products, websites, or publications are sponsored by, endorsed by, licensed by, or affiliated with DHS, USCIS, or E-Verify.

22. The Employer understands that if it uses E-Verify procedures for any purpose other than as authorized by this MOU, the Employer may be subject to appropriate legal action and termination of its participation in E-Verify according to this MOU.

B. RESPONSIBILITIES OF FEDERAL CONTRACTORS

1. If the Employer is a Federal contractor with the FAR E-Verify clause subject to the employment verification terms in Subpart 22.18 of the FAR, it will become familiar with and comply with the most current version of the E-Verify User Manual for Federal Contractors as well as the E-Verify Supplemental Guide for Federal Contractors.

2. In addition to the responsibilities of every employer outlined in this MOU, the Employer understands that if it is a Federal contractor subject to the employment verification terms in Subpart 22.18 of the FAR it must verify the employment eligibility of any "employee assigned to the contract" (as defined in FAR 22.1801). Once an employee has been verified through E-Verify by the Employer, the Employer may not create a second case for the employee through E-Verify.

a. An Employer that is not enrolled in E-Verify as a Federal contractor at the time of a contract award must enroll as a Federal contractor in the E-Verify program within 30 calendar days of contract award and, within 90 days of enrollment, begin to verify employment eligibility of new hires using E-Verify. The Employer must verify those employees who are working in the United States, whether or not they are assigned to the contract. Once the Employer begins verifying new hires, such verification of new hires must be initiated within three business days after the hire date. Once enrolled in E-Verify as a Federal contractor, the Employer must begin verification of employees assigned to the contract within 90 calendar days after the date of enrollment or within 30 days of an employee's assignment to the contract, whichever date is later.

- b. Employers enrolled in E-Verify as a Federal contractor for 90 days or more at the time of a contract award must use E-Verify to begin verification of employment eligibility for new hires of the Employer who are working in the United States, whether or not assigned to the contract, within three business days after the date of hire. If the Employer is enrolled in E-Verify as a Federal contractor for 90 calendar days or less at the time of contract award, the Employer must, within 90 days of enrollment, begin to use E-Verify to initiate verification of new hires of the contractor who are working in the United States, whether or not assigned to the contract. Such verification of new hires must be initiated within three business days after the date of hire. An Employer enrolled as a Federal contractor in E-Verify must begin verification of each employee assigned to the contract within 90 calendar days after date of contract award or within 30 days after assignment to the contract, whichever is later.
- c. Federal contractors that are institutions of higher education (as defined at 20 U.S.C. 1001(a)), state or local governments, governments of Federally recognized Indian tribes, or sureties performing under a takeover agreement entered into with a Federal agency under a performance bond may choose to only verify new and existing employees assigned to the Federal contract. Such Federal contractors may, however, elect to verify all new hires, and/or all existing employees hired after November 6, 1986. Employers in this category must begin verification of employees assigned to the contract within 90 calendar days after the date of enrollment or within 30 days of an employee's assignment to the contract, whichever date is later.
- d. Upon enrollment, Employers who are Federal contractors may elect to verify employment eligibility of all existing employees working in the United States who were hired after November 6, 1986, instead of verifying only those employees assigned to a covered Federal contract. After enrollment, Employers must elect to verify existing staff following DHS procedures and begin E-Verify verification of all existing employees within 180 days after the election.
- e. The Employer may use a previously completed Form I-9 as the basis for creating an E-Verify case for an employee assigned to a contract as long as:
 - i. That Form I-9 is complete (including the SSN) and complies with Article II.A.6,
 - ii. The employee's work authorization has not expired, and
 - iii. The Employer has reviewed the Form I-9 information either in person or in communications with the employee to ensure that the employee's Section 1, Form I-9 attestation has not changed (including, but not limited to, a lawful permanent resident alien having become a naturalized U.S. citizen).
- f. The Employer shall complete a new Form I-9 consistent with Article II.A.6 or update the previous Form I-9 to provide the necessary information if:
 - i. The Employer cannot determine that Form I-9 complies with Article II.A.6,
 - ii. The employee's basis for work authorization as attested in Section 1 has expired or changed, or
 - iii. The Form I-9 contains no SSN or is otherwise incomplete.

Note: If Section 1 of Form I-9 is otherwise valid and up-to-date and the form otherwise complies with

Company ID Number: 1201859

Article II.C.5, but reflects documentation (such as a U.S. passport or Form I-551) that expired after completing Form I-9, the Employer shall not require the production of additional documentation, or use the photo screening tool described in Article II.A.5, subject to any additional or superseding instructions that may be provided on this subject in the E-Verify User Manual.

g. The Employer agrees not to require a second verification using E-Verify of any assigned employee who has previously been verified as a newly hired employee under this MOU or to authorize verification of any existing employee by any Employer that is not a Federal contractor based on this Article.

3. The Employer understands that if it is a Federal contractor, its compliance with this MOU is a performance requirement under the terms of the Federal contract or subcontract, and the Employer consents to the release of information relating to compliance with its verification responsibilities under this MOU to contracting officers or other officials authorized to review the Employer's compliance with Federal contracting requirements.

C. RESPONSIBILITIES OF SSA

1. SSA agrees to allow DHS to compare data provided by the Employer against SSA's database. SSA sends DHS confirmation that the data sent either matches or does not match the information in SSA's database.

2. SSA agrees to safeguard the information the Employer provides through E-Verify procedures. SSA also agrees to limit access to such information, as is appropriate by law, to individuals responsible for the verification of Social Security numbers or responsible for evaluation of E-Verify or such other persons or entities who may be authorized by SSA as governed by the Privacy Act (5 U.S.C. § 552a), the Social Security Act (42 U.S.C. 1306(a)), and SSA regulations (20 CFR Part 401).

3. SSA agrees to provide case results from its database within three Federal Government work days of the initial inquiry. E-Verify provides the information to the Employer.

4. SSA agrees to update SSA records as necessary if the employee who contests the SSA tentative nonconfirmation visits an SSA field office and provides the required evidence. If the employee visits an SSA field office within the eight Federal Government work days from the date of referral to SSA, SSA agrees to update SSA records, if appropriate, within the eight-day period unless SSA determines that more than eight days may be necessary. In such cases, SSA will provide additional instructions to the employee. If the employee does not visit SSA in the time allowed, E-Verify may provide a final nonconfirmation to the employer.

Note: If an Employer experiences technical problems, or has a policy question, the employer should contact E-Verify at 1-888-464-4218.

D. RESPONSIBILITIES OF DHS

1. DHS agrees to provide the Employer with selected data from DHS databases to enable the Employer to conduct, to the extent authorized by this MOU:

a. Automated verification checks on alien employees by electronic means, and

Company ID Number: 1201859

- b. Photo verification checks (when available) on employees.
2. DHS agrees to assist the Employer with operational problems associated with the Employer's participation in E-Verify. DHS agrees to provide the Employer names, titles, addresses, and telephone numbers of DHS representatives to be contacted during the E-Verify process.
3. DHS agrees to provide to the Employer with access to E-Verify training materials as well as an E-Verify User Manual that contain instructions on E-Verify policies, procedures, and requirements for both SSA and DHS, including restrictions on the use of E-Verify.
4. DHS agrees to train Employers on all important changes made to E-Verify through the use of mandatory refresher tutorials and updates to the E-Verify User Manual. Even without changes to E-Verify, DHS reserves the right to require employers to take mandatory refresher tutorials.
5. DHS agrees to provide to the Employer a notice, which indicates the Employer's participation in E-Verify. DHS also agrees to provide to the Employer anti-discrimination notices issued by the Office of Special Counsel for Immigration-Related Unfair Employment Practices (OSC), Civil Rights Division, U.S. Department of Justice.
6. DHS agrees to issue each of the Employer's E-Verify users a unique user identification number and password that permits them to log in to E-Verify.
7. DHS agrees to safeguard the information the Employer provides, and to limit access to such information to individuals responsible for the verification process, for evaluation of E-Verify, or to such other persons or entities as may be authorized by applicable law. Information will be used only to verify the accuracy of Social Security numbers and employment eligibility, to enforce the INA and Federal criminal laws, and to administer Federal contracting requirements.
8. DHS agrees to provide a means of automated verification that provides (in conjunction with SSA verification procedures) confirmation or tentative nonconfirmation of employees' employment eligibility within three Federal Government work days of the initial inquiry.
9. DHS agrees to provide a means of secondary verification (including updating DHS records) for employees who contest DHS tentative nonconfirmations and photo mismatch tentative nonconfirmations. This provides final confirmation or nonconfirmation of the employees' employment eligibility within 10 Federal Government work days of the date of referral to DHS, unless DHS determines that more than 10 days may be necessary. In such cases, DHS will provide additional verification instructions.

ARTICLE III REFERRAL OF INDIVIDUALS TO SSA AND DHS

A. REFERRAL TO SSA

1. If the Employer receives a tentative nonconfirmation issued by SSA, the Employer must print the notice as directed by E-Verify. The Employer must promptly notify employees in private of the finding and provide them with the notice and letter containing information specific to the employee's E-Verify

Company ID Number: 1201859

case. The Employer also agrees to provide both the English and the translated notice and letter for employees with limited English proficiency to employees. The Employer agrees to provide written referral instructions to employees and instruct affected employees to bring the English copy of the letter to the SSA. The Employer must allow employees to contest the finding, and not take adverse action against employees if they choose to contest the finding, while their case is still pending.

2. The Employer agrees to obtain the employee's response about whether he or she will contest the tentative nonconfirmation as soon as possible after the Employer receives the tentative nonconfirmation. Only the employee may determine whether he or she will contest the tentative nonconfirmation.
3. After a tentative nonconfirmation, the Employer will refer employees to SSA field offices only as directed by E-Verify. The Employer must record the case verification number, review the employee information submitted to E-Verify to identify any errors, and find out whether the employee contests the tentative nonconfirmation. The Employer will transmit the Social Security number, or any other corrected employee information that SSA requests, to SSA for verification again if this review indicates a need to do so.
4. The Employer will instruct the employee to visit an SSA office within eight Federal Government work days. SSA will electronically transmit the result of the referral to the Employer within 10 Federal Government work days of the referral unless it determines that more than 10 days is necessary.
5. While waiting for case results, the Employer agrees to check the E-Verify system regularly for case updates.
6. The Employer agrees not to ask the employee to obtain a printout from the Social Security Administration number database (the Numident) or other written verification of the SSN from the SSA.

B. REFERRAL TO DHS

1. If the Employer receives a tentative nonconfirmation issued by DHS, the Employer must promptly notify employees in private of the finding and provide them with the notice and letter containing information specific to the employee's E-Verify case. The Employer also agrees to provide both the English and the translated notice and letter for employees with limited English proficiency to employees. The Employer must allow employees to contest the finding, and not take adverse action against employees if they choose to contest the finding, while their case is still pending.
2. The Employer agrees to obtain the employee's response about whether he or she will contest the tentative nonconfirmation as soon as possible after the Employer receives the tentative nonconfirmation. Only the employee may determine whether he or she will contest the tentative nonconfirmation.
3. The Employer agrees to refer individuals to DHS only when the employee chooses to contest a tentative nonconfirmation.
4. If the employee contests a tentative nonconfirmation issued by DHS, the Employer will instruct the

Company ID Number: 1201859

employee to contact DHS through its toll-free hotline (as found on the referral letter) within eight Federal Government work days.

5. If the Employer finds a photo mismatch, the Employer must provide the photo mismatch tentative nonconfirmation notice and follow the instructions outlined in paragraph 1 of this section for tentative nonconfirmations, generally.

6. The Employer agrees that if an employee contests a tentative nonconfirmation based upon a photo mismatch, the Employer will send a copy of the employee's Form I-551, Form I-766, U.S. Passport, or passport card to DHS for review by:

- a. Scanning and uploading the document, or
- b. Sending a photocopy of the document by express mail (furnished and paid for by the employer).

7. The Employer understands that if it cannot determine whether there is a photo match/mismatch, the Employer must forward the employee's documentation to DHS as described in the preceding paragraph. The Employer agrees to resolve the case as specified by the DHS representative who will determine the photo match or mismatch.

8. DHS will electronically transmit the result of the referral to the Employer within 10 Federal Government work days of the referral unless it determines that more than 10 days is necessary.

9. While waiting for case results, the Employer agrees to check the E-Verify system regularly for case updates.

ARTICLE IV SERVICE PROVISIONS

A. NO SERVICE FEES

1. SSA and DHS will not charge the Employer for verification services performed under this MOU. The Employer is responsible for providing equipment needed to make inquiries. To access E-Verify, an Employer will need a personal computer with Internet access.

ARTICLE V MODIFICATION AND TERMINATION

A. MODIFICATION

1. This MOU is effective upon the signature of all parties and shall continue in effect for as long as the SSA and DHS operates the E-Verify program unless modified in writing by the mutual consent of all parties.

2. Any and all E-Verify system enhancements by DHS or SSA, including but not limited to E-Verify checking against additional data sources and instituting new verification policies or procedures, will be covered under this MOU and will not cause the need for a supplemental MOU that outlines these changes.

B. TERMINATION

1. The Employer may terminate this MOU and its participation in E-Verify at any time upon 30 days prior written notice to the other parties.
2. Notwithstanding Article V, part A of this MOU, DHS may terminate this MOU, and thereby the Employer's participation in E-Verify, with or without notice at any time if deemed necessary because of the requirements of law or policy, or upon a determination by SSA or DHS that there has been a breach of system integrity or security by the Employer, or a failure on the part of the Employer to comply with established E-Verify procedures and/or legal requirements. The Employer understands that if it is a Federal contractor, termination of this MOU by any party for any reason may negatively affect the performance of its contractual responsibilities. Similarly, the Employer understands that if it is in a state where E-Verify is mandatory, termination of this by any party MOU may negatively affect the Employer's business.
3. An Employer that is a Federal contractor may terminate this MOU when the Federal contract that requires its participation in E-Verify is terminated or completed. In such cases, the Federal contractor must provide written notice to DHS. If an Employer that is a Federal contractor fails to provide such notice, then that Employer will remain an E-Verify participant, will remain bound by the terms of this MOU that apply to non-Federal contractor participants, and will be required to use the E-Verify procedures to verify the employment eligibility of all newly hired employees.
4. The Employer agrees that E-Verify is not liable for any losses, financial or otherwise, if the Employer is terminated from E-Verify.

**ARTICLE VI
PARTIES**

- A. Some or all SSA and DHS responsibilities under this MOU may be performed by contractor(s), and SSA and DHS may adjust verification responsibilities between each other as necessary. By separate agreement with DHS, SSA has agreed to perform its responsibilities as described in this MOU.
- B. Nothing in this MOU is intended, or should be construed, to create any right or benefit, substantive or procedural, enforceable at law by any third party against the United States, its agencies, officers, or employees, or against the Employer, its agents, officers, or employees.
- C. The Employer may not assign, directly or indirectly, whether by operation of law, change of control or merger, all or any part of its rights or obligations under this MOU without the prior written consent of DHS, which consent shall not be unreasonably withheld or delayed. Any attempt to sublicense, assign, or transfer any of the rights, duties, or obligations herein is void.
- D. Each party shall be solely responsible for defending any claim or action against it arising out of or related to E-Verify or this MOU, whether civil or criminal, and for any liability wherefrom, including (but not limited to) any dispute between the Employer and any other person or entity regarding the applicability of Section 403(d) of IIRIRA to any action taken or allegedly taken by the Employer.
- E. The Employer understands that its participation in E-Verify is not confidential information and may be disclosed as authorized or required by law and DHS or SSA policy, including but not limited to,

Company ID Number: 1201859

Congressional oversight, E-Verify publicity and media inquiries, determinations of compliance with Federal contractual requirements, and responses to inquiries under the Freedom of Information Act (FOIA).

F. The individuals whose signatures appear below represent that they are authorized to enter into this MOU on behalf of the Employer and DHS respectively. The Employer understands that any inaccurate statement, representation, data or other information provided to DHS may subject the Employer, its subcontractors, its employees, or its representatives to: (1) prosecution for false statements pursuant to 18 U.S.C. 1001 and/or; (2) immediate termination of its MOU and/or; (3) possible debarment or suspension.

G. The foregoing constitutes the full agreement on this subject between DHS and the Employer.

To be accepted as an E-Verify participant, you should only sign the Employer's Section of the signature page. If you have any questions, contact E-Verify at 1-888-464-4218.

Company ID Number: 1201859

Approved by:

Employer Alan Jay Automotive Management	
Name (Please Type or Print) Wendy McSheffrey	Title
Signature Electronically Signed	Date 05/25/2017
Department of Homeland Security – Verification Division	
Name (Please Type or Print) USCIS Verification Division	Title
Signature Electronically Signed	Date 05/25/2017

Company ID Number: 1201859

Information Required for the E-Verify Program**Information relating to your Company:**

Company Name	Alan Jay Automotive Management
Company Facility Address	2003 US Highway 27 S Sebring, FL 33870
Company Alternate Address	
County or Parish	HIGHLANDS
Employer Identification Number	593533025
North American Industry Classification Systems Code	551
Parent Company	
Number of Employees	100 to 499
Number of Sites Verified for	1

Company ID Number: 1201859

Are you verifying for more than 1 site? If yes, please provide the number of sites verified for in each State:

FLORIDA

1 site(s)

Company ID Number: 1201859

Information relating to the Program Administrator(s) for your Company on policy questions or operational problems:

Name Kim R Froelich
Phone Number (863) 402 - 4208
Fax Number (863) 402 - 4267
Email Address kim.froelich@alanjay.com

Name Wendy J McSheffrey
Phone Number (863) 402 - 4231
Fax Number (863) 402 - 4267
Email Address wendy.mcsheffrey@alanjay.com

Company ID Number: 1201859

Page intentionally left blank



**CITY OF
TALLAHASSEE**

October 18, 2021

**Recommendation of Award
Request for Proposal (RFP) 096-21-KM
Municipal Vehicles Cars, Vans, SUV's and Light Trucks
Purchasing Agent: Keith Milton – Keith.Milton@talgov.com**

As to the above referenced solicitation, the City of Tallahassee intends to award contracts to the following Vendors:

- 1.) Alan Jay Automotive Network – 52.32
- 2.) Beck Automotive Group – 48.54
- 3.) Dale Earnhardt Chevrolet – 44.28
- 4.) Tallahassee Ford Lincoln – 33.54

**AGREEMENT FOR NEW MUNICIPAL VEHICLES, CARS,
VANS, SPORT UTILITY VEHICLES, AND LIGHT TRUCKS**
Agreement No. 5179

This Agreement for New Municipal Vehicles, Cars, Vans, Sport Utility Vehicles, and Light Trucks (the "Agreement") is entered into and effective this 13 day of 01 2022, (the "Effective Date") by and between the **City of Tallahassee**, a Florida municipal corporation (the "City"), whose principal place of business is 300 South Adams Street, Tallahassee, FL 32301, and **Alan Jay Automotive Management, Inc., d/b/a Alan Jay Fleet Sales** (the "Vendor"), whose principal place of business is 5330 US Hwy 27 South, Sebring, FL 33870. The City and the Vendor may be referred to individually as a "Party" and together as the "Parties."

1. **DEFINITIONS.** Certain capitalized terms in the Agreement have the meanings set forth below. Other terms used in this Agreement, but not defined in this Section, are defined elsewhere within the Agreement.

A. "*Vehicles and Services*" means the complete product line of new municipal vehicles, cars, vans, sport utility vehicles, light trucks with related equipment as sought in City Solicitation RFP No. 096-21-KM and more fully described in its Section 3, Scope of Work/Specifications.

B. "*Purchase Order*" means the purchase order commitment for Vehicles and Services made by the City through a Purchase Order and subject to the terms of this Agreement. It is anticipated that this Agreement will be executed prior to the issuance of any Purchase Order or associated quote and build sheets.

C. "*Agreement Documents*" are the City Solicitation RFP No.096-21-KM, its associated Scope of Work/Specifications and any associated addenda; the Vendor's Solicitation Response dated September 22, 2021, including any associated addenda and pricing sheets; and the Purchase Orders arising from this Agreement, including any associated quote and build sheets. These documents are incorporated by reference and made a part of this Agreement and given the same force and effect as if they were incorporated in full text.

2. ORDERS.

A. City Solicitation RFP No. 096-21-KM sought multiple vendors for Vehicles and Services. Although the City plans to order needed Vehicles and Services under this Agreement, the City makes no commitment to order any minimum or maximum quantities from any Vendor or to place orders at all. This Agreement is non-inclusive. The City reserves the right to order or purchase from other vendors, manufacturers, dealers, and other local, state, or national government agencies and/or associations when deemed in the best interest of the City. Orders under this Agreement will be initiated, at the sole discretion of the City, by submitting a request for quote and build sheet (if applicable) to the Vendor.

B. Upon receipt of the completed quote and build sheet, the City and the Vendor agree to discuss production schedules, product availability, and due dates prior to ordering Vehicles and Services through a City Purchase Order. The Vendor's quote **MUST** be dated and reference the Agreement Number.

C. Any future Vehicles or Services not currently available or offered can be added as they become available.

3. PURCHASES MADE BY OTHER PUBLIC AGENCIES.

A. With the consent and agreement of the Vendor and the City, purchases may be made by other local, state, or national governmental agencies, political subdivisions, or other public entities under this Agreement. Purchaser(s) **MUST** contact the City's procurement office to request utilization prior to purchasing under this Agreement. Such purchases shall be governed by the same terms and conditions stated herein.

(1) The City charges an administrative fee of \$100.00 per vehicle sold. The Vendor shall be responsible for the reporting, collection, and remittance of the administrative fee(s) paid by other local, state, or national governmental agencies, political subdivisions, or other public entities to the City. Should any such purchases by other local, state, or national governmental agencies or political subdivisions be made, the Vendor shall submit a report of such purchase(s) within thirty (30) calendar days of receiving payment via email to kathy.crum@talgov.com. The subject line of the email should **reference Reporting Administrative Fee - Agreement No. 5179** with a copy of the purchase order attached to the email.

(2) The Vendor shall remit all administrative fees received by Vendor prior to the end of the any fiscal quarter no later than ten (10) calendar days after the end of the fiscal quarter in which the payment was received to the following address:

Fleet Management Admin
Attn: Kathy Crum
400 Dupree Street
Tallahassee, Florida 32304

Payments should be made by check with **Payment Administrative Fee – Agreement No. 5179** *referenced* on the check.

For questions, please contact:

Kathy Crum - Fleet Management Contract Manager
(850) 891-5229

B. This Agreement in no way restricts or interferes with the right of any local, state, or national government agency or political subdivision or other public entity to respond to any or all of these terms independently if required by law or to supplement the Agreement if a specific term is not addressed herein.

4. PRICES AND PAYMENT.

A. Prices. The City agrees to pay the Vendor for Vehicles and Services ordered under this Agreement as set forth in the Vendor's price lists submitted as part of its Solicitation Response. The Vendor's pricing shall be updated accordingly based on pricing for the current year. Any and all future pricing **MUST** be approved by the Fleet Management Director.

B. Payment. All fees are due and payable in U.S. dollars. Payment for orders for Vehicles and Services will be made in accordance with the Local Government Prompt Payment Act (Section 218.70, et. seq., Florida Statutes), unless the Parties make other arrangements as documented either by addendum to this Agreement or through a Purchase Order. Under the terms of the Prompt Payment Act, the payment due date for a local government entity for the purchase of goods or services is 45 days after the date on which a proper invoice is received by the City or, if no proper invoice is received, the due date is calculated based on other trigger dates identified in Section 218.73, Florida Statutes. No C.O.D shipments will be accepted. If the City fails to make payment within the statutory time frame, the unpaid

amount shall bear interest from thirty (30) days after the due date at the rate of 1% per month on the unpaid balance.

(1) Disputes. In the event a dispute occurs between the Vendor and the City, the Parties shall attempt to settle the dispute informally and in good faith prior to instituting formal legal action. If the dispute is resolved in favor of the Vendor, interest shall begin to accrue as of the original date the payment became due.

(2) Proper Invoice. Invoices may be submitted via E-mail to:

invoices@talgov.com with a copy to fleetadmin@talgov.com or by mail to:

City of Tallahassee - Accounts Payable – City Hall

300 S. Adams Street, Box A-28

Tallahassee, Florida 32301-1731

with a copy of the original invoice identified as a "copy" submitted to:

City of Tallahassee - Fleet Management Administration

400 Dupree Street

Tallahassee, Florida 32304

Any invoice or payment request which is received by the City must conform to the following requirements and contain the information listed below:

- a. The invoice must be in compliance with the terms of this Agreement;
- b. The invoice must be an original invoice;
- c. The invoice must not be under dispute;
- d. The invoice must include the authorizing City Purchase Order and/or Agreement number;
- e. The invoice must be dated;
- f. The invoice must include the number of the invoice to facilitate identification;
- g. The invoice must include the name and address of the Vendor; and provide the remittance address for payment, if different;
- h. The invoice must include the Purchase Order or Schedule line item number, including a description, quantity, unit of measure, unit price, and extended price of the item;
- i. The invoice must include the terms of any prompt payment discount offered; and
- j. The invoice must include Vendor' Federal Identification Number (if applicable).

C. Payment Methods. The City may pay invoices via wire transfer, check, or ACH transfer. Subscription Services may also be paid by credit card.

D. Taxes. Amounts quoted by the Vendor do not include any applicable taxes or similar fees now in force or enacted in the future resulting from any transaction under the Agreement unless otherwise expressly stated. The Vendor understands that the City is entitled to an exemption from any applicable taxes and shall provide the Vendor with a valid exemption certificate upon request.

5. DELIVERY, INSPECTION, AND ACCEPTANCE.

A. Delivery does not constitute acceptance for the purpose of payment or warranty start time. The City shall inspect all Vehicles or Services to determine whether such Vehicles or Services meet all specifications and requirements set forth in the Agreement Documents. The City agrees to notify the Vendor within three (3) days of delivery or completion of Services if the Vehicles or Services do not meet all specifications and requirements for acceptance.

B. The Vendor shall deliver the Vehicles or Services in accordance with the terms and time frame listed on the quote. Should there be an issue with delivering the Vehicles or Services in the time frame listed on the quote, the Vendor and City agree to discuss, and confirm in writing, a mutually acceptable time frame. In the event delivery of the Vehicles or Services is delayed past the agreed upon time frame, the Vendor agrees the City has the right to cancel the order and obtain the Vehicles or Services elsewhere without penalty to the City.

C. The Vendor shall deliver all Vehicles or Services FOB to:

City of Tallahassee- Fleet Management
400 Dupree Street
Tallahassee, Florida 32304

Equipment shall be delivered with the following documents completed or included:

- a. Any and all applicable documentation required by the Florida Department of Highway Safety and Motor Vehicles;
- b. Temporary registration and tag (when applicable);
- c. All manuals (electronic & paper Copy);
- d. All warranty certifications;
- e. Original Invoice;
- f. A copy of pre-delivery service report;

- g. A copy of applicable equipment specifications; and
- h. A copy of build sheet or documentation that verifies what components are included on the equipment being delivered.

6. WARRANTY.

The warranty becomes effective when the Vehicles or Services are put into use by the City or at a maximum of thirty (30) days after delivery, whichever occurs first.

7. TERM.

A. Initial Term. The initial term of this Agreement shall commence on the Effective Date and shall continue for a period of three (3) years (the "Initial Term").

B. Extension Term. Upon written, mutual agreement by the Vendor and the City, this Agreement may be extended at the conclusion of the Initial Term for an additional two (2) years (the "Extension"). The Vendor and the City must agree to extend the Agreement no later than thirty (30) days prior to the expiration of the Initial Term of the Agreement.

8. TERMINATION.

A. Termination for Cause. If the Vendor fails to fulfill any of its obligations under this Agreement and does not cure such default within thirty (30) days after receipt of written notice from the City, such failure shall be considered a default and shall entitle, but not obligate, the City to suspend performance under this Agreement or to terminate this Agreement, in whole or in part, wholly at the City's discretion.

B. Termination for Convenience. Additionally, the City shall have the right to terminate this Agreement for convenience, in whole or in part, upon 90-day notice, without the Vendor being in default thereunder. In the event of termination for convenience, the City shall pay the Vendor (i) the full amount due for services satisfactorily rendered, (ii) approved costs and expenses incurred which remain unpaid at the time of such termination, and (iii) such other costs of termination, if any, as may be mutually agreed by the parties.

C. Termination Process. Termination shall be effected by (i) delivery of written notice to the Vendor from the City specifying whether termination is for default or convenience, (ii) providing detail as to the extent to which services under this Agreement are to be terminated, and (iii) specifying the date

upon which such termination becomes effective. After receipt of the written termination notice, and except as otherwise directed in writing by the City, the Vendor shall promptly stop work under this Agreement on the date and to the extent specified in the termination notice, terminate all subcontracts that relate to the performance of the services terminated by the termination notice, and complete performance of any services which have not been terminated. In the event the Agreement is canceled for default under the Agreement, the City may withhold funds owed to the Vendor in an amount sufficient to compensate for actual damages suffered from the default resulting in termination of the Agreement.

9. FINANCIAL CONSEQUENCES OF NON-PERFORMANCE.

A. The City may apply financial consequences if the Vendor fails to perform in accordance with the terms of the Agreement. If the Vendor fails to remedy performance deficiencies within thirty (30) days of being provided notice of such deficiency by the City, the Vendor may be assessed a non-performance retainage equivalent to 10% or \$1,000.00, whichever is less, of the total invoice amount for the task or project. The retainage will be applied to the invoice for the then-current billing period. The retainage will be withheld until the Vendor resolves the deficiency. If the deficiency is subsequently resolved, the Vendor may invoice the City for the retained amount during the next billing period. If the Vendor is unable to resolve the deficiency, the retained funds will be forfeited.

B. The Vendor shall not be charged retained funds when the non-performance is a result of delay in delivery or performance arising out causes beyond the control and without fault or negligence of the Vendor due to manufacturer delays. To substantiate a delay in manufacturer product delivery, the Vendor is required to submit written proof of delay to the City in the form of a letter or email sent from the manufacturer to the Vendor. The City agrees that no retained funds will be withheld from the Vendor after written proof of the manufacturer's product delivery delay is provided to the City and, if necessary, regularly updated if the delay continues past any date which may be included in the written communication from the manufacturer.

10. LIQUIDATED DAMAGES.

A. If the Vendor fails to provide the Vehicles or Services within the time specified in this Agreement, any applicable Purchase Order, or any negotiated extension, the Vendor shall pay the minimum sum of \$100.00 for each calendar day of delay, not to exceed \$1,500.00 per month, to the City

as fixed and liquidated damages. In the event the City is penalized monetarily by federal, state, or local entities as a result of the Vendor delay, error, and/or poor performance issues, the Vendor may be required to reimburse the City the full amount of the assessed penalty.

B. Alternatively, if delivery or performance is delayed, the City may terminate this Agreement in whole or in part, under the Termination provision in this Agreement. In the event of termination for delivery or performance delay, the Vendor may be liable for (i) reimbursement to the City for costs spent to procure the Vehicles or Services from another vendor or (ii) for payment of liquidated damages as provided in above until such time as the City may reasonably obtain delivery or performance of similar Vehicles or Services.

C. The Vendor shall not be charged with liquidated damages, including if the City is penalized by federal, state or local entities, when the delay in delivery or performance arises out of causes beyond the control and without the fault or negligence of the Vendor caused by delay in manufacturer product delivery.

11. INDEMNIFICATION. The Vendor shall hold harmless and indemnify the City and its officials, officers, and employees from all claims, damages, losses, expenses, suits or actions against all third-party claims, losses, expenses, suits, or actions against the City, including, without limitation, costs of defending the action and attorney's fees, to the extent the claims arise out of or result from the performance and furnishing of the work, services, materials, goods, or equipment under the Agreement (including, but not limited to, claims regarding defects in materials, goods, equipment, and patent infringement) and such claim is caused in whole, or in part, by any breach of contract, act, or omission of the Vendor, its subcontractors, anyone directly or indirectly employed by any of them, or anyone whose acts any of them may be liable. In any and all claims against the City, or any of its agents or employees by any employee of the Vendor, its subcontractors, anyone directly or indirectly employed by any of them of anyone for whose acts any of them may be liable, the indemnification obligation under this clause shall not be limited in any way by limitation on the amount or type of damages, compensation or benefits payable by or for the Vendor or its subcontractors under any Workers' Compensation Act, Disability Act, or other Employee Benefit Act.

12. AVAILABILITY OF FUNDS. City funds may not be available for performance under this Agreement beyond September 30 of each year of this Agreement. The City's obligation for performance of this Agreement beyond that date is contingent upon the availability of appropriated funds from which payment for contract purposes can be made. No legal liability on the part of the City for any payment may arise for performance under this Agreement beyond the referenced date until funds are made available.

13. NOTIFICATION OF INSOLVENCY. In the event the Vendor enters into a proceeding relating to bankruptcy or an assignment for the benefit of creditors, whether voluntary or involuntary, the Vendor agrees to furnish, by certified mail or other method authorized by the Agreement, written notification of the proceeding to the City. This notification shall be furnished within five (5) days of the initiation of the proceedings relating to bankruptcy filing or transfer of legal and equitable title of assets to a third party under an assignment for the benefit of creditors. This notification shall include the date on which the bankruptcy petition was filed or the transfer consummated, the identity of the court in which the bankruptcy petition was filed or the name of the entity holding Vendor's assets, and a listing of City contract or purchase order numbers for all City contracts against which final payment has not been made. This obligation remains in effect until final payment of net receipts under this Agreement has been made to the Vendor.

14. CHOICE OF LAW AND VENUE. All questions concerning the construction, validity, and interpretation of this Agreement shall be governed by the law of the State of Florida. Any dispute arising out of, concerning, or relating to this Agreement between the Parties shall be resolved exclusively in a federal or state court of competent jurisdiction located in Tallahassee, Leon County, Florida. To the extent necessary, the Parties hereby submit to, and agree not to contest, the jurisdiction of such courts. The Parties also agree to waive any right to trial by jury in any dispute or litigation arising from, concerning, or relating to this Agreement.

15. REMEDIES. No remedy herein conferred upon any Party is intended to be exclusive of any other remedy. Each and every remedy shall be cumulative and shall be in addition to every other remedy given hereunder or now or hereafter existing at law or at equity by statute or otherwise. No single or partial exercise by any party of any right, power, or remedy hereunder shall preclude any other or further

exercise thereof.

16. NO WAIVER; SEVERABILITY; SECTION HEADINGS. No failure of either Party to exercise or enforce any of its rights under this Agreement shall act as a waiver of such rights. If any provision of this Agreement is determined in any proceeding binding upon the Parties to be invalid or unenforceable, that provision will be deemed severed from the remainder of the Agreement and the remaining provisions shall continue in full force and effect; provided however, that if a court by limiting such provision determines that the provision would become valid and enforceable, then such provision will be deemed to be written, construed, and enforced as so limited so long as the result is consistent with the Parties' expressed intentions herein. The section headings in this Agreement are solely for the convenience of the Parties and have no legal or contractual effect. This Agreement is entered into by sophisticated entities with access to counsel and shall not be construed against either Party as the "drafting" party.

17. RELATIONSHIP BETWEEN THE PARTIES. The Vendor and the City acknowledge and agree that this Agreement is not and shall not be construed as an agreement of joint venture, partnership, agency, franchise, or employment between the Parties or their respective employees. For all purposes under this Agreement, each Party shall be and act as an independent contractor to the other and shall not be authorized to, and shall not, bind or attempt to bind the other to any contract or agreement.

18. NOTICES. All notices required to be given under this Agreement shall be given in writing and sent to the following:

For the City:

Attn: Fleet Management Director
400 Dupree Street
Tallahassee, FL 32304
with a copy via email to:
Jeffery.Shepard@talgov.com

For the Vendor:

Attn: Chris Wilson
3003 US Hwy 27 South
Sebring, FL 33870
with a copy via to:
Chris.Wilson@AlanJay.com

All notices shall be given by certified or registered mail, overnight carrier, or personal delivery. Such notices shall be deemed given on the date of receipt of delivery of (or refusal to accept) said notice. Notwithstanding the foregoing, any day-to-day operational correspondence may be made by phone, email, or other mutually agreeable mechanism.

19. ASSIGNMENT. Neither Party may sell, assign, or transfer this Agreement without the prior written consent of the other Party; provided, however, that either Party may (with notice but without the prior consent of the other Party) assign this Agreement by operation of law, pursuant to a merger or acquisition of all or substantially all of its stock or assets, or to its affiliate. This Agreement shall be binding upon and inure to the benefit of the Parties and their respective successors and permitted assigns. The Vendor shall notify the City, in writing, thirty (30) calendar days prior to any assignment or transfer as allowed by this paragraph.

20. PUBLIC RECORDS. The Parties acknowledge that the City is a governmental entity and is subject to Florida's Public Records Law, Chapter 119, Florida Statutes. The Parties further acknowledge that some, or all, of the information, materials, documents provided to the City by the Vendor may be public records and, as such, may be subject to disclosure to, and copying by, the public unless otherwise exempted by statute. This provision shall constitute the City's sole obligation relating to maintaining confidentiality of any information or proprietary material of any kind submitted by the Vendor.

The Vendor also recognizes that by doing business with the City, its records relating to the Agreement may also be subject to the Public Records Act. **If the Vendor has questions regarding the application of Chapter 119, Florida Statutes, to the Vendor's duty to provide public records relating to this Agreement, the Vendor may contact the City's Custodian of Public Records at:**

City Treasurer-Clerk
(850) 891-8130
records@talgov.com

Mailing Address:
City Hall
300 S. Adams Street
c/o Records Division, Box A-31
Tallahassee, Florida 32301

21. SUBCONTRACTORS. Subcontractors are not allowed under this Agreement.

22. FORCE MAJEURE. Neither Party shall be liable for non-performance or delay, other than the payment of fees due hereunder, due in whole or in part to any Force Majeure Event. Force Majeure Event shall be defined as occurrence of an event which is outside the reasonable control of a party and

which prevents that party from performing its obligations under a contract. In the event a Party is hindered or prevented from performing hereunder due to a Force Majeure Event, such Party shall notify the other Party of the Force Majeure Event and the extent of its suspension as soon as reasonably practicable. Failure to give notice as timely as practicable under the circumstances shall result in the forfeiture of a Party's right to suspend its obligations hereunder. If a Force Majeure Event prevents, hinders, or delays performance of a Party's obligations hereunder for more than thirty (30) days, the Party not prevented from performing may, at its sole option, terminate this Agreement upon notice to the other Party.

23. INSURANCE COVERAGE. Prior to commencing work, the Vendor shall procure and maintain, at the Vendor's own cost and expense, throughout the Term of the Agreement, the following types and limits of insurance coverage in relation to the performance of work or provision of services hereunder by the Vendor, its agents, representatives, employees or subcontractors.

A. Commercial General/Umbrella Liability Insurance. \$1,000,000 limit per occurrence for property damage and bodily injury. The Vendor should indicate whether the coverage is provided on a claims-made or, preferably, on an occurrence basis. The insurance shall include coverage for the following:

- * Premise/Operations;
- * Explosion Collapse and Underground Property Damage Hazard (only where applicable to the project);
- * Products/Completed Operations;
- * Contractual;
- * Independent Contractors;
- * Broad Form Property Damage; and
- * Personal Injury.

B. Business Automobile/Umbrella Liability Insurance. \$1,000,000 limit per accident for property damage and personal injury, including coverage for:

- * Owned/Leased Autos;
- * Non-owned Autos; and
- * Hired Autos.

C. Workers' Compensation and Employers'/Umbrella Liability Insurance. Workers' Compensation coverage with benefits and monetary limits as set forth in Chapter 440, Florida Statutes. This policy shall include Employers'/Umbrella Liability coverage for \$1,000,000 per accident. Workers' Compensation coverage is required as a condition of performing work or services for the City whether the Vendor is otherwise required by law to provide such coverage.

D. Commercial General Liability and Automobile Liability Coverage.

- * The City, members of its City Commission, boards, commissions and committees, officers, agents, employees and volunteers (together, "City Insureds") are to be covered as additional insured as respects: liability arising out of activities performed by or on behalf of the Vendor; products and completed operations of the Vendor; premises owned, leased, or used by the Vendor; or premises on which the Vendor is performing services on behalf of the City. The coverage shall not contain special limitations on the scope of protection afforded the City Insureds.
- * The Vendor's insurance coverage shall be primary insurance for the City Insureds. Any other insurance or self-insurance maintained by or on behalf of the City Insureds shall be excess of the Vendor's insurance and shall not contribute to it.
- * Any failure to comply with reporting provisions of the policies shall not affect coverage provided to the City Insureds.
- * Coverage shall state that the Vendor's insurance shall apply separately to each insured against whom a claim is made, or suit is brought, except with respect to the limits of the insurer's liability.

E. Worker's Compensation and Employers' Liability and Property Coverage. The insurer shall agree to waive all rights of subrogation against the City Insureds for losses arising from activities and operations of the Vendor in the performance of services under this Agreement.

F. Garage Liability Coverage. A minimum of \$1,000,000.00 limit per occurrence.

G. Garage Keepers Coverage. A minimum of \$500,000 per accident.

H. All Coverage.

- * Each insurance policy shall name the City as an additional insured.
- * Each insurance policy required by this clause shall be endorsed to state that coverage shall not be suspended, voided, canceled, reduced in coverage or in limits except after thirty (30) days prior written notice has been given to the City Contract Administrator.
- * If the Vendor, for any reason, fails to maintain insurance coverage which is required pursuant to this Agreement, it shall be deemed a material breach of the Agreement. The City, at its sole option, may terminate this Agreement and obtain damages from the Vendor resulting from said breach.
- * Alternatively, the City may purchase such required insurance coverage (but has no special obligation to do so) and, without further notice to the Vendor, the City may deduct any premium costs advanced by the City for such insurance from sums due to the Vendor.

I. Deductibles and Self-Insured Retentions. Any deductibles or self-insured retentions must be declared to and approved by the City. At the option of the City, the insurer shall reduce or eliminate such deductibles or self-insured retentions as respects the City Insureds; or the Vendor shall procure a bond guaranteeing payment of losses, related investigation, claim administration, and defense expenses.

J. Acceptability of Insurers. Insurance is to be placed with Florida insurers rated B+X or better by A.M. Best's rating service.

K. Verification of Coverage. The Vendor shall furnish the City with certificates of insurance and with original endorsements providing evidence of required coverage. The certificates and endorsements for each policy must be signed by a person authorized by that insurer to bind coverage on the Vendor's behalf. The certificates and endorsements must be received and approved by the City before work commences. Certificates of Insurance must be annotated with the applicable contract number.

24. SOVEREIGN IMMUNITY. Nothing contained herein shall constitute a waiver by the City of any applicable sovereign immunity as described under the provisions of Section 768.28, Florida Statutes.

25. COUNTERPARTS. This Agreement may be executed in two or more counterparts, each of which shall be deemed to be an original, but all of which together shall constitute one and the same instrument. The Parties agree that electronic signatures of the Parties, whether digital or encrypted, have the same force and effect as manual signatures. Delivery of a copy of this Agreement or any other document contemplated hereby bearing an original or electronic signature by facsimile transmission, by electronic mail in portable document format (.pdf) form, or by any other electronic means intended to preserve the original textual, graphic and pictorial appearance of a document, have the same effect as physical delivery of the paper document bearing an original or electronic signature.

26. ORDER OF PRECEDENCE. In the event of any inconsistency between any provisions of this Agreement and the Agreement Documents, and unless specifically stated otherwise, the inconsistency shall be resolved by giving precedence in the following order:

- A. This Agreement, and any written attachments and future written Amendments or Purchase Orders.
- B. Purchase Orders arising from this Agreement, including any associated quote and build sheets.
- C. City Solicitation RFP No.069-21-KM, including all addenda.
- D. Vendor's Response to the City's Solicitation.

27. E-VERIFY. The Contractor, and its subcontractors, must register with and utilize, the U.S. Department of Homeland Security's E-Verify system to verify the work authorization status of all newly hired employees, pursuant to Section 448.095, Florida Statutes. Registration must take place prior to execution of this contract. If the Contractor enters into any agreement with a subcontractor for performance of services under this contract, the subcontractor must provide an affidavit to the Contractor which states that the subcontractor does not employ, contract with, or subcontract with any unauthorized aliens. The Contractor is required to maintain a copy of such affidavit throughout the term of this contract.

The Contractor agrees to adhere to the requirements of Section 448.095, Florida Statutes, and understands that failure to comply with the statute will result in termination of this contract. If such termination occurs, the Contractor will not be awarded another City contract for at least one (1) year from the termination date and will be liable for any additional costs incurred by the City as a result of the termination.


28. ENTIRE AGREEMENT. This Agreement, including its attachments and associated documents, constitutes the entire Agreement between the Parties pertaining to the subject matter hereof, and supersedes in their entirety all written or oral agreements previously existing between the Parties with respect to such subject matter. No supplement, modification, addendum, or amendment of this Agreement shall be binding unless executed in writing by both Parties. In the event of any conflict between any terms of this Agreement and any terms of any attachment, the terms of this Agreement shall supersede, govern, and control to the extent of the inconsistency.

IN WITNESS WHEREOF, the Parties hereto have executed this Agreement by their duly authorized representatives.


CITY OF TALLAHASSEE

By: 
Reese Goad, City Manager

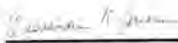
Approved by the Department

By: 
Jeff Shepard, Fleet Management Director


Attest:

By: 
James O. Cooke, IV, City Treasurer-Clerk

Approved as to form:

By: 
Cassandra K. Jackson, City Attorney

ALAN JAY AUTOMOTIVE MANAGEMENT, INC.

By: 
Print Name: Chris Wilson
Title: Fleet Sales Manager





**CITY OF
TALLAHASSEE**

Legal Routing Memo

Date: 1/4/2022

To: City Attorney's Office

From: Administration & Professional

Subject: Legal Review of

- CONTRACT NO. 5179
 - AMENDMENT NO.
 - MEMORANDUM OF UNDERSTANDING OR AGREEMENT
 - OTHER
-

This document relates to Agreement for New Municipal Vehicles, Cars, Vans, Sport Utility Vehicles, and Light Trucks.

Document has been reviewed and considered ready for execution by either or both:

Procurement Signature: *Antwan Pennywell*

Department Signature: *Kathy Crum, Contract Manager - Fleet Management*

TO BE COMPLETED BY LEGAL

Legal review completed on: 1/4/2022

Legal review performed by: Kellie Scott

Approved for execution: yes no