

**FIRST AMENDMENT TO AGREEMENT
FOR ANNUAL ASPHALT CONCRETE SURFACING SERVICES WITH
PREFERRED MATERIALS, INC.
NO. (#)13741**

THIS FIRST AMENDMENT (“Amendment”) is made by and between Alachua County, Florida, a political subdivision and charter county of the State of Florida, by and through its Board of County Commissioners (the “County”) and Preferred Materials Inc., a Foreign for-profit corporation which is authorized to do business in the State of Florida (“Contractor”), who are collectively referred to as the “Parties”.

WITNESSETH:

WHEREAS, the County and Contractor previously entered into an Agreement dated 03/29/2023 for Annual Asphalt Concrete Surfacing Services, identified by No. 13741 (the “Agreement”); and

WHEREAS, the Parties desires to amend the Agreement to update the Scope of Services/Work and to do as otherwise provided herein.

NOW, THEREFORE, the County and Contractor agree to amend the Agreement as follows:

- A. Amendment. Exhibit #1, of the Agreement titled “Scope of Services/Work” is deleted in its entirety and replaced with the updated Scope of Services/Work attached to this Amendment. The Exhibit “1” attached to this Amendment will as of the effective date of this Amendment be considered as attached and incorporated into the Agreement.
- B. Effective Date. Upon and after full execution of this Amendment by the Parties, this Amendment shall be effective.
- C. Original Agreement. Unless expressly amended herein, all other terms and provisions of the original Agreement between the Parties shall be and remain in full force and effect.

IN WITNESS WHEREOF, the Parties have caused this Amendment to be executed on the day and year below written.

ALACHUA COUNTY, FLORIDA

Anna Prizzia
 By: [Anna Prizzia \(Aug 2, 2023 23:07 EDT\)](#)
 Anna Prizzia, Chair
 Board of County Commissioners
 Date: Aug 2, 2023

ATTEST

Jess Irby
 J.K. “Jess” Irby, Esq., Clerk
 (SEAL)

APPROVED AS TO FORM

DocuSigned by:
Diana Johnson
 9E797AC46776481...
 Alachua County Attorney's Office

Exhibit 1: Scope of Services/Work

Scope of Service

1. Technical Specifications

All work specified shall be in accordance with the Florida Department of Transportation (FDOT) Standard Specifications for Road & Bridge Construction (current edition) – Divisions II and III as amended by these specifications (see attached). Scope shall include all work categories covered by Division II of the FDOT Standard Specifications, including but not limited to earthwork, base courses, asphalt (including milling & full depth reclamation), concrete (sidewalk, curb, and structures), signing and pavement markings, signalization and incidental construction (pavers, detectable warning surfacing, guardrail/fencing and sod/landscaping). Work will be performed at various locations within Alachua County, on both existing and new construction. Work shall include Maintenance of Traffic in accordance with FDOT Standard Plans (current edition) and the Manual on Uniform Traffic Control Devices (current edition).

Tonnage requested will be placed at a single work zone. Once mobilized, equipment will not require transport until completion of project. If tonnage is placed in multiple work zones and separated by 2,600 FT and requiring equipment to be moved by transport equipment, price paid will be applicable to the tonnage placed and accepted at the separate work zones.

All Zones are measured on a radius from the intersection of Main Street and University Avenue as indicated:

Zone 1 = 0.0 - 20 miles

Zone 2 = 20.1 - 30 miles

2. Description of Goods and Services

A partial list of products to be ordered are described on Exhibit 2: Rate Schedule.

Any quantities indicated herein are only estimated and the County reserves the option to increase/and or decrease quantities or delete items as required.

The County reserves the option to add item(s) within the scope of this Agreement, via obtaining quotes from each awarded Contractor. Such pricing shall be documented in the Work Order Authorization and back-up documentation provided.

3. Release of Lien

Prior to any payment for completed and accepted work, the Contractor shall provide an Affidavit and Release of Lien and Subcontractor/Materialman Waiver and Release of Lien on a form acceptable to the County.

4. Scheduling

Work to be performed will be provided by the County to the Contractor, in writing, via a Work Order, specifying the requested dates for the work to be performed and estimated value of the work. Work will be scheduled by the Contractor in a reasonable period of time, compatible with the Contractor's work schedule.

A minimum of 30% of the price for each Work Order issued shall be for asphalt placement.

Performance and Payment Bond for 100% of the assigned work shall be provided prior to issuance of a Notice to Proceed.

5. Traffic Control

The Contractor shall provide necessary traffic control in conformance with FDOT Standard Plans (current edition), during the conduct of any work requested by the County under this Agreement. The cost of traffic control shall be included in the unit cost of work performed.

6. Superpave Asphalt Concrete & Asphalt Concrete Friction Course Specifications

See attached Specifications [Attachments](#).

1.1 **Superpave Asphalt Concrete & Asphalt Concrete Friction Course Specifications**

1.1.1 Section 334 is replaced as follows:

334-1 Description.

334-1.1 General

Construct a Hot Mix Asphalt (HMA) pavement based on the type of work specified in the Contract and the Asphalt Work Categories as defined below. Meet the applicable requirements for plants, equipment, and construction requirements as defined below. Use a HMA mix that meets the requirements of this specification

334-1.2 Asphalt Work Mix Categories

Construction of Hot Mix Asphalt Pavement will fall into one of the following work categories:

334-1.2.1 Asphalt Work Category 1: Includes the construction of bike paths and miscellaneous asphalt.

334-1.2.2 Asphalt Work Category 2: Includes the construction of new HMA turn lanes, paved shoulders and other non-mainline pavement locations.

334-1.2.3 Asphalt Work Category 3: Includes the construction of new mainline HMA pavement lanes, milling and resurfacing.

334-1.3 Mix Types

Use the appropriate HMA mix as shown in Table 334-1.

Asphalt Work Category	Mix Types	Traffic Level	ESALs (millions)
1	Type SP-9.5	A	<0.3
2	Structural Mixes: Types SP-9.5 or SP-12.5 Friction Mixes: Types FC-9.5 or FC-12.5	B	0.3 to <3
3	Structural Mixes: Types SP-9.5 or SP-12.5 Friction Mixes: Types FC-9.5 or FC-12.5	C	≥3

A Type SP or FC mix one traffic level higher than the traffic level specified in the Contract may be substituted, at no additional cost (i.e. Traffic Level B may be substituted for Traffic Level A, etc.). Traffic levels are as defined in Section 334 of the Department's Standard Specifications for Road and Bridge Construction.

334-1.4 Gradation Classification

HMA mixes are classified as either coarse or fine, depending on the overall gradation of the mixture. Coarse and fine mixes are defined in 334-3.2.2. Use only fine mixes.

The equivalent AASHTO nominal maximum aggregate size Superpave mixes are as follows:

- Type SP-9.5, FC-9.5 9.5 mm
- Type SP-12.5, FC-12.5 12.5 mm

334-1.5 Thickness

The total pavement thickness of the HMA pavement will be based on a specified spread rate or plan thickness as shown in the Contract Documents. Before paving, propose a spread rate or thickness for each individual layer meeting the requirements of this specification, which when combined with other layers (as applicable) will equal the plan spread rate or thickness. When the total pavement thickness is specified as plan thickness, the plan thickness and individual layer thickness will be converted to spread rate using the following equation:

$$\text{Spread rate (lbs/yd}^2\text{)} = t \times G_{\text{mm}} \times 43.3$$

where: t = Thickness (in.) (Plan thickness or individual layer thickness)
 G_{mm} = Maximum specific gravity from the mix design

For target purposes only, spread rate calculations shall be rounded to the nearest whole number.

334-1.5.1 Layer Thicknesses: Unless otherwise called for in the Contract Documents, the allowable

layer thicknesses for HMA mixtures are as follows:

Type SP-9.5, FC-9.5 ¾ – 1-1/2 inches

Type SP-12.5, FC-12.5 1 ½ – 2-1/2 inches

334-1.5.2 Additional Requirements: The following requirements also apply to HMA mixtures:

1. When construction includes the paving of adjacent shoulders (less than or equal to 5 feet wide), the layer thickness for the upper pavement layer and shoulder shall be the same and paved in a single pass, unless otherwise called for in the Contract Documents.
2. For overbuild layers, use the minimum and maximum layer thicknesses as specified above unless called for differently in the Contract Documents. On variable thickness overbuild layers, the minimum allowable thickness may be reduced by ½ inch, and the maximum allowable thickness may be increased by ½ inch, unless called for differently in the Contract Documents.

334-1.6 Weight of Mixture

The weight of the mixture shall be determined as provided in 320-2.2 of the Florida Department of Transportation (FDOT) specifications.

334-2 Materials.

334-2.1 Superpave Asphalt Binder

Unless specified elsewhere in the Contract or in 334-2.3.3, use a PG 67-22 asphalt binder from the FDOT's Qualified Products List (QPL). If the Contract calls for an alternative binder, meet the requirements of FDOT Specifications Section 336 or 916, as appropriate.

334-2.2 Aggregate

Use aggregate capable of producing a quality pavement.

For Type FC mixes, use an aggregate blend that consists of crushed granite, crushed Oolitic limestone, other crushed materials (as approved by FDOT for friction courses per Rule 14-103.005, Florida Administrative Code), or a combination of the above. Crushed limestone from the Oolitic formation may be used if it contains a minimum of 12% silica material as determined by FDOT Test Method FM 5-510 and FDOT grants approval of the source prior to its use. As an exception, mixes that contain a minimum of 60% crushed granite may either contain:

1. Up to 40% fine aggregate from other sources; or,
2. A combination of up to 20% RAP and the remaining fine aggregate from other sources.

A list of aggregates approved for use in friction courses may be available on the FDOT's State Materials Office website. The URL for obtaining this information, if available, is: <ftp.dot.state.fl.us/fdot/smo/website/sources/frictioncourse.pdf>.

334-2.3 Reclaimed Asphalt Pavement (RAP) Material

334-2.3.1 General requirements: RAP may be used as a component of the asphalt mixture, if approved by the Engineer. Per 407.141(d)1. Of the Alachua County Unified Land Development Code, the use of RAP material is prohibited in final surface courses will not be approved. Usage of RAP is subject to the following requirements:

1. Limit the amount of RAP material used in the mix to a maximum of 50% by weight of total aggregate. When using a PG 76-22 (PMA), or PG 76-22 (ARB) asphalt binder, limit the amount of RAP material used in the mix to a maximum of 20% by weight of total aggregate. As an exception, amounts greater than 20% RAP by weight of total aggregate can be used if no more than 20% by weight of total asphalt binder comes from the RAP material.
2. Provide stockpiled RAP material that is reasonably consistent in characteristics and contains no aggregate particles which are soft or conglomerates of fines.
3. Provide RAP material having a minimum average asphalt content of 4.0% by weight of total mix. As an exception, when using fractionated RAP, the minimum average asphalt binder content for the coarse portion of the RAP shall be 2.5% by weight of the coarse portion of the RAP. The coarse portion of the RAP shall be the portion of the RAP retained on the No. 4 sieve. The Engineer may sample the stockpile to verify that this requirement is met.
4. Use a grizzly or grid over the RAP cold bin, in-line roller crusher, screen, or other suitable means to prevent oversized RAP material from showing up in the completed recycle mixture. If oversized RAP material appears in the completed recycle mix, take the appropriate corrective action immediately. If the appropriate corrective actions are not immediately taken, stop plant operations.

334-2.3.2 Material Characterization: Assume responsibility for establishing the asphalt binder content, gradation, viscosity and bulk specific gravity (G_{mb}) of the RAP material based on a representative sampling of the material.

334-2.3.3 Asphalt Binder for Mixes with RAP: Select the appropriate asphalt binder grade based on Table 334-2. The Engineer reserves the right to change the asphalt binder type and grade during production based on characteristics of the RAP asphalt binder.

Percent RAP	Asphalt Binder Grade
< 20	PG 67-22
20 - 29	PG 58-22
≥ 30	PG 52-28

334-3 Composition of Mixture:

334-3.1 General

Compose the asphalt mixture using a combination of aggregates, mineral filler, if required, and asphalt binder material. Size, grade and combine the aggregate fractions to meet the grading and physical properties of the mix design. Aggregates from various sources may be combined.

334-3.2 Mix Design

334-3.2.1 General: The Contractor shall use a valid, currently approved FDOT Mix Design. Copies of approved mix design shall be provided by the Contractor and shall be approved by the County prior to use. Design the asphalt mixture in accordance with AASHTO R 35-09, except as noted herein. Submit the proposed mix design with supporting test data indicating compliance with all mix design criteria to the Engineer. Prior to the production of any asphalt mixture, obtain the Engineer's conditional approval of the mix design. If required by the Engineer, send representative samples of all component materials, including asphalt binder to a laboratory designated by the Engineer for verification.

The Engineer will consider any marked variations from original test data for a mix design or any evidence of inadequate field performance of a mix design as sufficient evidence that the properties of the mix design have changed, and at his discretion, the Engineer may no longer allow the use of the mix design.

334-3.2.2 Mixture Gradation Requirements: Combine the aggregates in proportions that will produce an asphalt mixture meeting all of the requirements defined in this specification and conform to the gradation requirements at design as defined in AASHTO M 323-12, Table 3. Aggregates from various sources may be combined.

334-3.2.2.1 Mixture Gradation Classification: Plot the combined mixture gradation on an FHWA 0.45 Power Gradation Chart. Include the Control Points from AASHTO M323-12, Table-3, as well as the Primary Control Sieve (PCS) Control Point from AASHTO M323-12, Table 4. Fine mixes are defined as having a gradation that passes above or through the primary control sieve control point. Use only fine mixes.

334-3.2.3 Gyrotory Compaction: Compact the design mixture in accordance with AASHTO T312-12 with the following exceptions: use the number of gyrations at N_{design} as shown in Table 334-3.

Traffic Level	N_{design} Number of Gyrations
A	50
B	65
C	75

334-3.2.4 Design Criteria: Meet the requirements for nominal maximum aggregate size as defined in AASHTO M323-12, as well as for relative density, VMA, VFA, and dust-to-binder ratio as specified in AASHTO M323-12, Table 6. $N_{initial}$ and $N_{maximum}$ requirements are not applicable.

334-3.2.5 Moisture Susceptibility: Test 4 inch specimens in accordance with FM 1-T 283. Provide a mixture having a retained tensile strength ratio of at least 0.80 and a minimum tensile strength (unconditioned) of 100 psi. If necessary, add a liquid anti-stripping agent from the FDOT's Qualified Products List or hydrated lime in order to meet these criteria.

In lieu of moisture susceptibility testing, add a liquid anti-stripping agent from the FDOT's Qualified Products List. Add 0.5% liquid anti-stripping agent by weight of binder.

334-3.2.6 Additional Information: In addition to the requirements listed above, provide the following information on each mix design.

1. The design traffic level and the design number of gyrations (N_{design}).
2. The source and description of the materials to be used.
3. The FDOT source number and the FDOT product code of the aggregate components furnished from an FDOT approved source (if required).
4. The gradation and proportions of the raw materials as intended to be combined in the paving mixture. The gradation of the component materials shall be representative of the material at the time of use. Compensate for any change in aggregate gradation caused by handling and processing as necessary.
5. A single percentage of the combined mineral aggregate passing each specified sieve. Degradation of the aggregate due to processing (particularly material passing the No. 200 sieve) should be accounted for and identified.
6. The bulk specific gravity (G_{sb}) value for each individual aggregate and RAP component.
7. A single percentage of asphalt binder by weight of total mix intended to be incorporated in the completed mixture, shown to the nearest 0.1%.
8. A target temperature at which the mixture is to be discharged from the plant and a target roadway temperature. Do not exceed a target temperature of 330°F for modified asphalts and 315°F for unmodified asphalts.
9. Provide the physical properties achieved at four different asphalt binder contents. One shall be at the optimum asphalt content, and must conform to all specified physical requirements.
10. The name of the mix designer.
11. The ignition oven calibration factor.

334-4 Process Control

Assume full responsibility for controlling all operations and processes such that the requirements of these Specifications are met at all times. Perform any tests necessary at the plant and roadway to control the process.

334-5 General Construction Requirements

334-5.1 Weather Limitations

Do not transport asphalt mix from the plant to the roadway unless all weather conditions are suitable for the paving operations.

334-5.2 Limitations of Paving Operations

334-5.2.1 General: Spread the mixture only when the surface upon which it is to be placed has been previously prepared, is intact, firm, dry, clean, and the tack, with acceptable spread rate, is properly broken.

334-5.2.2 Air Temperature: Spread the mixture only when the air temperature in the shade and away from artificial heat meets the requirements of Table 334-4.

Layer Thickness or Asphalt Binder Type	Minimum Temperature (°F)
≤1 inch	50
Any mixture > 1 inch containing a PG asphalt binder with a high temperature designation ≥ 76°C	45
Any mixture > 1 inch containing a PG asphalt binder with a high temperature designation < 76°C	40

334-5.3 Mix Temperature

Heat and combine the ingredients of the mix in such a manner as to produce a mixture with a temperature at the plant and at the roadway, within a range of plus or minus 30°F from the target temperature as shown on the mix design. Reject all loads outside of this range.

334-5.4 Transportation of the Mixture

Transport the mix in trucks of tight construction, which prevents the loss of material and the excessive loss of heat and previously cleaned of all foreign material. After cleaning, thinly coat the inside surface of the truck bodies with soapy water or an asphalt release agent as needed to prevent the mixture from adhering to the beds. Do not allow excess liquid to pond in the truck body. Do not use a release agent that will contaminate, degrade, or alter the characteristics of the asphalt mix or is hazardous or detrimental to the environment. Petroleum derivatives (such as diesel fuel), solvents, and any product that dissolves asphalt are prohibited. Provide each truck with a tarpaulin or other waterproof cover mounted in such a manner that it can cover the entire load when required. When in place, overlap the waterproof cover on all sides so it can be tied down. Cover each load during cool and cloudy weather and at any time it appears rain is likely during transit with a tarpaulin or waterproof cover. Cover and tie down all loads of friction course mixtures.

334-5.5 Preparation of Surfaces Prior to Paving

334-5.5.1 Cleaning: Clean the surface of all loose and deleterious material by the use of power brooms or blowers, supplemented by hand brooming where necessary.

334-5.5.2 Patching and Leveling Courses: As shown in the plans, bring the existing surface to proper grade and cross-section by the application of patching or leveling courses.

334-5.5.3 Application over Surface Treatment: Where an asphalt mix is to be placed over a surface treatment, sweep and dispose of all loose material from the paving area.

334-5.5.4 Tack Coat: Use a rate of application as defined in Table 334-5. Control the rate of application to be within plus or minus 0.01 gal. per square yard of the target application rate. The target application rate may be adjusted by the Engineer to meet specific field conditions. Determine the rate of application as needed to control the operation. When using PG 52-28, multiply the target rate of application by 0.6.

Asphalt Mixture Type	Underlying Pavement Surface	Target Tack Rate (gal/yd ²)
Base Course, Structural Course, Dense Graded Friction Course	Newly Constructed Asphalt Layers	0.03 minimum
	Milled Surface or Oxidized and Cracked Pavement	0.06
	Concrete Pavement	0.08

334-5.6 Placing Mixture

334-5.6.1 Alignment of Edges: With the exception of pavements placed adjacent to curb and gutter or other true edges, place all pavements by the stringline method to obtain an accurate, uniform alignment of the pavement edge. Control the unsupported pavement edge to ensure that it will not deviate more than plus or minus 1.5 inches from the stringline.

334-5.6.2 Rain and Surface Conditions: Immediately cease transportation of asphalt mixtures from the plant when rain begins at the roadway. Do not place asphalt mixtures while rain is falling, or when there is water on the surface to be covered. Once the rain has stopped and water has been removed from the tacked surface to the satisfaction of the Engineer and the temperature of the mixture caught in transit still meets the requirements as specified in 334-5.3, the Contractor may then place the mixture caught in transit.

334-5.6.3 Checking Depth of Layer: Check the depth of each layer at frequent intervals to ensure a uniform spread rate that will meet the requirements of the Contract.

334-5.6.4 Hand Spreading: In limited areas where the use of the spreader is impossible or impracticable, spread and finish the mixture by hand.

334-5.6.5 Spreading and Finishing: Upon arrival, dump the mixture in the approved paver, and immediately spread and strike-off the mixture to the full width required, and to such loose depth for each course that, when the work is completed, the required weight of mixture per square yard, or the specified thickness, is secured. Carry a uniform amount of mixture ahead of the screed at all times.

334-5.6.6 Thickness Control: Ensure the spread rate is within 10% of the target spread rate, as indicated in the Contract. When calculating the spread rate, use, at a minimum, an average of five truckloads of mix. When the average spread rate is beyond plus or minus 10% of the target spread rate, monitor the thickness of the pavement layer closely and adjust the construction operations.

If the Contractor fails to maintain an average spread rate within plus or minus 10% of the target spread rate for two consecutive days, the Engineer may elect to stop the construction operation at any time until the issue is resolved.

When the average spread rate for the total structural or friction course pavement thickness exceeds the target spread rate by ± 50 lbs per sy for layers ≥ 2.5 inches or exceeds the target spread rate by ± 25 lbs per sy for layers < 2.5 inches, address the unacceptable pavement in accordance with 334-5.10.4, unless an alternative approach is agreed upon by the Engineer.

334-5.6.7 Material Transfer Vehicle: For all final surfaces courses the contractor shall utilize a remixing material transfer vehicle (example: Roadtec MTV1000 or Terex CR662RM) to allow for continuous paving and remixing of asphalt materials.

334-5.7 Leveling Courses

334-5.7.1 Patching Depressions: Before spreading any leveling course, fill all depressions in the existing surface as shown in the plans.

334-5.7.2 Spreading Leveling Courses: Place all courses of leveling with an asphalt paver or by the use of two motor graders, one being equipped with a spreader box. Other types of leveling devices may be used upon approval by the Engineer.

334-5.7.3 Rate of Application: When using Type SP-9.5 (fine graded) for leveling, do not allow the average spread of a layer to be less than 50 pounds per square yard or more than 75 pounds per square yard. The quantity of mix for leveling shown in the plans represents the average for the entire project; however, the Contractor may vary the rate of application throughout the project as directed by the Engineer. When leveling in connection with base widening, the Engineer may require placing all the leveling mix prior to the widening operation.

334-5.8 Compaction

For each paving or leveling train in operation, furnish a separate set of rollers, with their operators.

When density testing for acceptance is required, select equipment, sequence, and coverage of rolling to meet the specified density requirement. Regardless of the rolling procedure used, complete the final rolling before the surface temperature of the pavement drops to the extent that effective compaction may not be achieved or the rollers begin to damage the pavement.

When density testing for acceptance is not required, use a rolling pattern approved by the Engineer.

Use hand tamps or other satisfactory means to compact areas which are inaccessible to a roller, such as areas adjacent to curbs, headers, gutters, bridges, manholes, etc.

334-5.9 Joints

334-5.9.1 Transverse Joints: Construct smooth transverse joints, which are within 3/16 inch of a true longitudinal profile when measured with a 15 foot manual straightedge meeting the requirements of FDOT Test Method FM 5-509. These requirements are waived for transverse joints at the beginning and end of the project and at the beginning and end of bridge structures, if the deficiencies are caused by factors beyond the control of the Contractor such as no milling requirement, as determined by the Engineer. When smoothness requirements are waived, construct a reasonably smooth transitional joint.

334-5.9.2 Longitudinal Joints: For all layers of pavement except the leveling course, place each layer so that longitudinal construction joints are offset 6 to 12 inches laterally between successive layers. Do not construct longitudinal joints in the wheel paths. The Engineer may waive these requirements where offsetting is not feasible due to the sequence of construction.

334-5.10 Surface Requirements

Construct a smooth pavement with good surface texture and the proper cross slope.

334-5.10.1 Texture of the Finished Surface of Paving Layers: Produce a finished surface of uniform texture and compaction with no pulled, torn, raveled, crushed or loosened portions and free of segregation, bleeding, flushing, sand streaks, sand spots, or ripples. Correct any area of the surface that does not meet the foregoing requirements in accordance with 334-5.10.4.

In areas not defined to be a density testing exception per 334-6.4.1, obtain for the Engineer, three 6 inch diameter roadway cores at locations visually identified by the Engineer to be segregated. The Engineer will determine the density of each core in accordance with FDOT Test Method FM 1-T 166 and calculate the percent G_{mm} of the segregated area using the average G_{mb} of the roadway cores and the representative PC G_{mm} for the questionable material. If the average percent G_{mm} is less than 90.0, address the segregated area in accordance with 334-5.10.4.

334-5.10.2 Cross Slope: Construct a pavement surface with cross slopes in compliance with the requirements of the Contract Documents.

334-5.10.3 Pavement Smoothness: Construct a smooth pavement meeting the requirements of this Specification. Furnish a 15 foot manual and a 15 foot rolling straightedge meeting the requirements of FM 5-509.

334-5.10.3.1 Straightedge Testing:

334-5.10.3.1.1 Acceptance Testing: Using a rolling straightedge, test the final (top) layer of the pavement. Test all pavement lanes where the width is constant using a rolling straightedge and document all deficiencies on a form approved by the Engineer. Notify the Engineer of the location and time of all straightedge testing a minimum of 48 hours before beginning testing.

334-5.10.3.1.2 Final (Top) Pavement Layer: At the completion of all paving operations, straightedge the final (top) layer either behind the final roller of the paving train or as a separate operation. Address all deficiencies in excess of 3/16 inch in accordance with 334-5.10.4, unless waived by the Engineer. Retest all corrected areas.

334-5.10.3.1.3 Straightedge Exceptions: Straightedge testing will not be required in the following areas: shoulders, intersections, tapers, crossovers, sidewalks, bicycle/shared use paths, parking lots and similar areas, or in the following areas when they are less than 250 feet in length: turn lanes, acceleration/deceleration lanes and side streets. In the event the Engineer identifies a surface irregularity in the above areas that is determined to be objectionable, straightedge and address all deficiencies in excess of 3/8 inch in accordance with 334-5.10.4.

334-5.10.4 Correcting Unacceptable Pavement: Correct deficiencies in the pavement layer by removing and replacing the full depth of the layer, extending a minimum of 50 feet on both sides of the defective area for the full width of the paving lane, at no additional cost.

334-6 Acceptance of the Mixture

334-6.1 General

Contractor Quality Control test results may be verified by the County by separate sample.

The asphalt mixture will be accepted based on the Asphalt Work Category as defined below:

1. Asphalt Work Category 1 – Certification by the Contractor as defined in 334-6.2.
2. Asphalt Work Category 2 – Certification and process control testing by the Contractor as defined in 334-6.3.
3. Asphalt Work Category 3 – Process control testing by the Contractor and acceptance testing by the Engineer as defined in 334-6.4.

334-6.2 Certification by the Contractor

On Asphalt Work Category 1 construction, the Engineer will accept the mix on the basis of visual inspection. Submit a Notarized Certification of Specification Compliance letter on company letterhead to the Engineer stating that all material produced and placed on the project meets the requirements of the Specifications. The Engineer may run independent tests to determine the acceptability of the material.

334-6.3 Certification and Process Control Testing by the Contractor

On Asphalt Work Category 2 construction, submit a Notarized Certification of Specification Compliance letter on company letterhead to the Engineer stating that all material produced and placed on the project meets the requirements of the Specifications, along with supporting test data documenting all process control testing as described in 334-6.3.1. **The contractor shall provide this information package within 5 (five) business days; if the package is not received within this time period, 10% of the asphalt placed shall not be paid for each and every calendar day the package is not submitted as liquidated damages.** If required by the Contract, utilize an Independent Laboratory as approved by the Engineer for the process control testing. The mix will also require visual acceptance by the Engineer. In addition, the Engineer may run independent tests to determine the acceptability of the material. Material failing to meet these acceptance criteria will be addressed as directed by the Engineer such as but not limited to acceptance at reduced pay, delineation testing to determine the limits of the questionable material, removal and replacement at no cost to the County, or performing an Engineering analysis to determine the final disposition of the material.

334-6.3.1 Process Control Sampling and Testing Requirements: Perform process control testing at a frequency of once per day. Obtain the samples in accordance with FDOT Method FM 1-T 168. Test the mixture at the plant for gradation ($P_{.8}$ and $P_{.200}$) and asphalt binder content (P_b). Measure the roadway density with 6 inch diameter roadway cores at a minimum frequency of once per 1,500 feet of pavement with a minimum of three cores per day. The Contractor shall be responsible for cutting 6 inch diameter cores at the same frequency described above for County verification.

Determine the asphalt binder content of the mixture in accordance with FDOT Method FM 5-563. Determine the gradation of the recovered aggregate in accordance with FM 1-T 030. Determine the roadway density in accordance with FM 1-T 166. The minimum roadway density will be based on the percent of the maximum specific gravity (G_{mm}) from the approved mix design. If the Contractor or Engineer suspects that the mix design G_{mm} is no longer representative of the asphalt mixture being produced, then a new G_{mm} value will be determined from plant-produced mix, in accordance with FDOT Method FM 1-T 209, with the approval of the Engineer. Roadway density testing will not be required in certain situations as described in 334-6.4.1. Assure that the asphalt binder content, gradation and density test results meet the criteria in Table 334-6.

Characteristic	Tolerance
Asphalt Binder Content (percent)	Target \pm 0.55
Passing No. 8 Sieve (percent)	Target \pm 6.00
Passing No. 200 Sieve (percent)	Target \pm 2.00
Roadway Density (daily average)	Minimum 90.0% of G_{mm}

334-6.4 Process Control Testing by the Contractor and Acceptance Testing by the Engineer

On Asphalt Work Category 3, perform process control testing as described in 334-6.3.1. In addition, the Engineer will accept the mixture at the plant with respect to gradation ($P_{.8}$ and $P_{.200}$) and asphalt binder content (P_b). The mixture will be accepted on the roadway with respect to density. The Engineer will sample and test the material as described in 334-6.3.1. The Engineer will randomly obtain at least one set of samples per project; however the engineer may randomly obtain samples at his discretion. Assure that the asphalt content, gradation and density test results meet the criteria in Table 334-4. Material failing to meet these acceptance criteria will be addressed as directed by the Engineer such as but not limited to acceptance at reduced pay, delineation testing to determine the limits of the questionable material, removal and replacement at no cost to the County, or performing an Engineering analysis to determine the final disposition of the material.

334-6.4.1 Acceptance Testing Exceptions: When the total quantity of any mix type in the project is less than 500 tons, the Engineer will accept the mix on the basis of visual inspection. The Engineer may run independent tests to determine the acceptability of the material.

Density testing for acceptance will not be performed on widening strips or shoulders with a width of 5 feet or less, variable thickness overbuild courses, leveling courses, any asphalt layer placed on subgrade (regardless of type), miscellaneous asphalt pavement, bike/shared use paths, crossovers, or any course with a specified thickness less than 1 inch or a specified spread rate less than 100 lb per square yard. Density testing for acceptance will not be performed on asphalt courses placed on bridge decks or approach slabs. In addition, density testing for acceptance will not be performed on the following areas when they are less than 1,000 feet continuous in length: turning lanes, acceleration lanes, deceleration lanes, shoulders, parallel parking lanes, or ramps. Density testing for acceptance will not be performed in intersections. The limits of the intersection will be from stop bar to stop bar for both the mainline and side streets. Compact these courses in accordance with a standard rolling procedure approved by the Engineer. In the event that the rolling procedure deviates from the approved procedure, placement of the mix will be stopped.

334-7 Method of Measurement

For the work specified under this Section, the quantity to be paid for the area placed and accepted in square yards or will be the weight of the mixture, in tons. No compensation is provided for asphalt beyond the specified thickness. Areas below the specified thickness shall be corrected at no cost to the County.

The bid price for the asphalt mix will include the cost of the liquid asphalt or the asphalt recycling agent and the tack coat application as specified in 334-5.5.4. There will be no separate payment for the asphalt or unit price adjustment for binder material in the asphalt mix.

The cost of traffic control related to operations in this section shall be included in the unit cost of work performed.

334-8 Basis of Payment

334-8.1 General

Price and payment will be full compensation for all the work specified under this Section (including the applicable requirements of Sections 320 and 330). No composite pay factor or fuel adjustment will be paid. Bituminous adjustment shall be paid in accordance with Section 9-2 of the FDOT Specifications.

1.1.2 Section 337 is revised or the following requirements are added as follows, in the event any information contained hereinafter conflicts with the FDOT Standard Specification, the provisions herein shall prevail

334-1.2 Asphalt Work Mix Categories and FC requirements of Section 334 apply to this section.

337-6.1 FC-9.5 and FC-12.5

Mixture acceptance shall meet the requirements of 334-6.

337-7.8 Material Transfer Vehicle

The contractor shall utilize a remixing material transfer vehicle (example: Roadtec MTV1000 or Terex CR662RM) for all friction courses to allow for continuous paving and remixing of asphalt materials.

334-11 Method of Measurement

The cost of traffic control related to operations in this section shall be included in the unit cost of work performed.

334-12.1 Basis of Payment

334-8.1 General

No composite pay factor or fuel adjustment will be paid. Material acceptance shall meet the requirements of 334-6. Bituminous adjustment shall be paid in accordance with Section 9-2 of the FDOT Specifications.

Certificate Of Completion

Envelope Id: 4DA8B675DE4F4DDCACB0A36CA12DB704	Status: Completed
Subject: Complete with DocuSign: 13741 1st Amend Annual Asphalt Concrete Surfacing Services with Preferr...	
Source Envelope:	
Document Pages: 12	Signatures: 1
Certificate Pages: 5	Initials: 0
AutoNav: Enabled	Envelope Originator:
Envelope Stamping: Enabled	Michelle Guidry
Time Zone: (UTC-05:00) Eastern Time (US & Canada)	mguidry@alachuacounty.us
	IP Address: 163.120.80.11


Record Tracking

Status: Original 4/14/2023 12:37:02 PM	Holder: Michelle Guidry mguidry@alachuacounty.us	Location: DocuSign
Security Appliance Status: Connected	Pool: StateLocal	
Storage Appliance Status: Connected	Pool: Alachua County	Location: DocuSign

Signer Events

John W. Taylor
John.Taylor@preferredmaterials.com
Vice President
Security Level: Email, Account Authentication (None)

Signature

DocuSigned by:

0028A31F030F43B...

Signature Adoption: Pre-selected Style
Using IP Address: 70.91.145.218

Timestamp

Sent: 4/14/2023 12:39:34 PM
Viewed: 4/14/2023 12:41:18 PM
Signed: 4/18/2023 10:47:34 AM

Electronic Record and Signature Disclosure:
Accepted: 4/14/2023 12:41:18 PM
ID: 43f40ba2-a47b-4f18-886e-80714841d0cd

In Person Signer Events**Signature****Timestamp****Editor Delivery Events****Status****Timestamp****Agent Delivery Events****Status****Timestamp****Intermediary Delivery Events****Status****Timestamp****Certified Delivery Events****Status****Timestamp****Carbon Copy Events****Status****Timestamp**

Thomas (Jon) Rouse
trouse@alachuacounty.us
Contracts Supervisor

COPIED

Sent: 4/18/2023 10:47:35 AM

Alachua County Board of County Commissioners
Security Level: Email, Account Authentication (None)

Electronic Record and Signature Disclosure:
Not Offered via DocuSign

Witness Events**Signature****Timestamp****Notary Events****Signature****Timestamp****Envelope Summary Events****Status****Timestamps**

Envelope Sent	Hashed/Encrypted	4/14/2023 12:39:34 PM
Certified Delivered	Security Checked	4/14/2023 12:41:18 PM
Signing Complete	Security Checked	4/18/2023 10:47:34 AM

Envelope Summary Events	Status	Timestamps
Completed	Security Checked	4/18/2023 10:47:35 AM
Payment Events	Status	Timestamps
Electronic Record and Signature Disclosure		

ELECTRONIC RECORD AND SIGNATURE DISCLOSURE

From time to time, Alachua County (we, us or Company) may be required by law to provide to you certain written notices or disclosures. Described below are the terms and conditions for providing to you such notices and disclosures electronically through the DocuSign system. Please read the information below carefully and thoroughly, and if you can access this information electronically to your satisfaction and agree to this Electronic Record and Signature Disclosure (ERSD), please confirm your agreement by selecting the check-box next to 'I agree to use electronic records and signatures' before clicking 'CONTINUE' within the DocuSign system.

Getting paper copies

At any time, you may request from us a paper copy of any record provided or made available electronically to you by us. You will have the ability to download and print documents we send to you through the DocuSign system during and immediately after the signing session and, if you elect to create a DocuSign account, you may access the documents for a limited period of time (usually 30 days) after such documents are first sent to you. After such time, if you wish for us to send you paper copies of any such documents from our office to you, you will be charged a \$0.00 per-page fee. You may request delivery of such paper copies from us by following the procedure described below.

Withdrawing your consent

If you decide to receive notices and disclosures from us electronically, you may at any time change your mind and tell us that thereafter you want to receive required notices and disclosures only in paper format. How you must inform us of your decision to receive future notices and disclosure in paper format and withdraw your consent to receive notices and disclosures electronically is described below.

Consequences of changing your mind

If you elect to receive required notices and disclosures only in paper format, it will slow the speed at which we can complete certain steps in transactions with you and delivering services to you because we will need first to send the required notices or disclosures to you in paper format, and then wait until we receive back from you your acknowledgment of your receipt of such paper notices or disclosures. Further, you will no longer be able to use the DocuSign system to receive required notices and consents electronically from us or to sign electronically documents from us.

All notices and disclosures will be sent to you electronically

Unless you tell us otherwise in accordance with the procedures described herein, we will provide electronically to you through the DocuSign system all required notices, disclosures, authorizations, acknowledgements, and other documents that are required to be provided or made available to you during the course of our relationship with you. To reduce the chance of you inadvertently not receiving any notice or disclosure, we prefer to provide all of the required notices and disclosures to you by the same method and to the same address that you have given us. Thus, you can receive all the disclosures and notices electronically or in paper format through the paper mail delivery system. If you do not agree with this process, please let us know as described below. Please also see the paragraph immediately above that describes the consequences of your electing not to receive delivery of the notices and disclosures electronically from us.

How to contact Alachua County:

You may contact us to let us know of your changes as to how we may contact you electronically, to request paper copies of certain information from us, and to withdraw your prior consent to receive notices and disclosures electronically as follows:

To contact us by email send messages to: mguidry@alachuacounty.us

To advise Alachua County of your new email address

To let us know of a change in your email address where we should send notices and disclosures electronically to you, you must send an email message to us at mguidry@alachuacounty.us and in the body of such request you must state: your previous email address, your new email address. We do not require any other information from you to change your email address.

If you created a DocuSign account, you may update it with your new email address through your account preferences.

To request paper copies from Alachua County

To request delivery from us of paper copies of the notices and disclosures previously provided by us to you electronically, you must send us an email to mguidry@alachuacounty.us and in the body of such request you must state your email address, full name, mailing address, and telephone number. We will bill you for any fees at that time, if any.

To withdraw your consent with Alachua County

To inform us that you no longer wish to receive future notices and disclosures in electronic format you may:

i. decline to sign a document from within your signing session, and on the subsequent page, select the check-box indicating you wish to withdraw your consent, or you may;

ii. send us an email to mguidry@alachuacounty.us and in the body of such request you must state your email, full name, mailing address, and telephone number. We do not need any other information from you to withdraw consent.. The consequences of your withdrawing consent for online documents will be that transactions may take a longer time to process..

Required hardware and software

The minimum system requirements for using the DocuSign system may change over time. The current system requirements are found here: <https://support.docusign.com/guides/signer-guide-signing-system-requirements>.

Acknowledging your access and consent to receive and sign documents electronically

To confirm to us that you can access this information electronically, which will be similar to other electronic notices and disclosures that we will provide to you, please confirm that you have read this ERSD, and (i) that you are able to print on paper or electronically save this ERSD for your future reference and access; or (ii) that you are able to email this ERSD to an email address where you will be able to print on paper or save it for your future reference and access. Further, if you consent to receiving notices and disclosures exclusively in electronic format as described herein, then select the check-box next to 'I agree to use electronic records and signatures' before clicking 'CONTINUE' within the DocuSign system.

By selecting the check-box next to 'I agree to use electronic records and signatures', you confirm that:

- You can access and read this Electronic Record and Signature Disclosure; and
- You can print on paper this Electronic Record and Signature Disclosure, or save or send this Electronic Record and Disclosure to a location where you can print it, for future reference and access; and
- Until or unless you notify Alachua County as described above, you consent to receive exclusively through electronic means all notices, disclosures, authorizations, acknowledgements, and other documents that are required to be provided or made available to you by Alachua County during the course of your relationship with Alachua County.












Item #8c, 23-00145, 06132023-13741

Final Audit Report

2023-08-03

Created:	2023-06-16
By:	Steve Donahey (asd@alachuaclerk.org)
Status:	Signed
Transaction ID:	CBJCHBCAABAAAE7sbAqRNqPaYMf5Qe4VLT1slMJEobrT

"Item #8c, 23-00145, 06132023-13741" History

-  Document created by Steve Donahey (asd@alachuaclerk.org)
2023-06-16 - 1:49:10 PM GMT- IP address: 216.194.145.253
-  Document emailed to bocchairsignature@alachuacounty.us for signature
2023-06-16 - 1:49:58 PM GMT
-  Email viewed by bocchairsignature@alachuacounty.us
2023-06-16 - 1:54:46 PM GMT- IP address: 163.120.80.11
-  Email viewed by bocchairsignature@alachuacounty.us
2023-08-03 - 3:06:48 AM GMT- IP address: 128.227.196.152
-  Signer bocchairsignature@alachuacounty.us entered name at signing as Anna Prizzia
2023-08-03 - 3:07:11 AM GMT- IP address: 128.227.196.152
-  Document e-signed by Anna Prizzia (bocchairsignature@alachuacounty.us)
Signature Date: 2023-08-03 - 3:07:13 AM GMT - Time Source: server- IP address: 128.227.196.152
-  Document emailed to jki@alachuaclerk.org for signature
2023-08-03 - 3:07:15 AM GMT
-  New document URL requested by bocchairsignature@alachuacounty.us
2023-08-03 - 3:20:42 AM GMT- IP address: 128.227.196.152
-  Email viewed by jki@alachuaclerk.org
2023-08-03 - 12:16:33 PM GMT- IP address: 216.194.145.253
-  Signer jki@alachuaclerk.org entered name at signing as J.K. "Jess" Irby, Esq.
2023-08-03 - 12:16:51 PM GMT- IP address: 216.194.145.253
-  Document e-signed by J.K. "Jess" Irby, Esq. (jki@alachuaclerk.org)
Signature Date: 2023-08-03 - 12:16:53 PM GMT - Time Source: server- IP address: 216.194.145.253

✔ Agreement completed.

2023-08-03 - 12:16:53 PM GMT